

VT Department of Corrections: SFI-Designation Report 9/21/2022

This report contains point-in-time analyses that are up-to-date as of 10pm on the date listed. Due to a processing error on snapshot data from 09/30/2022, data from 09/21/2022 has been used for this month's report in lieu of the 09/30/2022 data. The analyses provided in this report contain in-depth breakdowns

by SFI-Designation across the following reports:

- Population Report
- Violent Crime Report
- Minimum Release Report

Serious Functional Impairment (SFI):

Serious Functional Impairment (SFI) is defined as:

- a) A substantial disorder of thought, mood, perception, orientation, or memory, any of as diagnosed by a qualified mental health professional, which grossly substantially impairs judgment, behavior, capacity to recognize reality, or ability to meet the ordinary demands of life, and which substantially impairs the ability to function within the correctional setting; or
- b) a developmental disability, traumatic brain injury or other organic brain disorder, or various forms of dementia or other neurological disorder as diagnosed by a qualified mental health professional, which substantially impairs the ability to function in the correctional setting.

An individual can be designated as SFI through two distinct processes:

- 1) Designation by a qualified mental health professional as a result of a clinical and functional assessment ("DOC Designation"); or
- 2) Designation as a result of an administrative process which confirms the offender was receiving developmental services (community rehabilitation and treatment, developmental disability, traumatic brain injury, and/or cognitive-functional composite) upon entering DOC custody through verifying/validating the incarcerated individual's pre-existing and active community-based waiver(s): ("Community Waiver(s)").

Individuals with an SFI-designation have been designated at some point in the month listed above. This DOES NOT mean they had this designation throughout the entire month. In this report, SFI-designation is either denoted as "yes" if the individual had an SFI-designation at any point in the month reported or "no" if they individual did not have an SFI-designation this month.

Prior to being sent out of state, the VT DOC conducts a comprehensive physical, mental and substance use disorder screening and assessment of each potential out-of-state candidate. Those, who by statute are designated as SFI are not eligible to be sent to the out-of-state contractor at Tallahatchie County Correctional Facility (TCCF). Similarly, if an out-of-state incarcerated individual's clinical and functional status deteriorates such that they would be designated as SFI were they in VT, they will be transferred back to a VT in-state correctional facility. Thus, those placed out of state at TCCF are not included in this report as they would not be designated as SFI.

VT Department of Corrections: SFI-Designation Report 9/21/2022

This report contains point-in-time analyses that are up-to-date as of 10pm on the date listed. Due to a processing error on snapshot data from 09/30/2022, data from 09/21/2022 has been used for this month's report in lieu of the 09/30/2022 data. In-depth SFI-Designation breakdowns over a variety of topics are provided in this report. The information contained in pages 1-6 deliver context and explanation for the data included.

Race Data:

In this report, race data are categorized as follows:

- American Indian/Alaskan Native: "AmerIndian/ AlaskanNative"
- Asian/ Pacific Islander: "Asian/ PacIslander"
- Black or African American: "Black"
- White: "White"
- Some Other Race/ Unknown: "Other/ Unknown"

Some race categories are combined due to the low number of individuals who identify with these races. In some instances, individuals who identify as American Indian/Alaskan Native, Asian, Black or African American, and/or Pacific Islander were combined and indicated by the acronym "BIPOC", which means Black, Indigenous, and people of color. Some Other Race and Unknown were collapsed as neither provide information of the race with which the individual identifies.

Hispanic, Latinx, or Spanish Identification is captured with a separate yes/no identification.

Both Race and Hispanic, Latinx, or Spanish Identification require a selection.

Gender Data:

In this report, gender data are categorized as follows:

- Cisgender Female ("Female"): Sex female, identifies female
- Cisgender Male ("Male"): Sex male, identifies male
- Transgender Female ("Transgender"): Sex male, identifies female
- Transgender Male ("Transgender"): Sex female, identifies male
- Intersex ("Intersex"): A term referring to people who have physical markers that differ from the medical definitions of male or female
- Other ("Other"): Individuals who do not identify with any of the above gender categories

NOTE: Transgender Female, Transgender Male, and Other were combined into one category: "Transgender/Other" for this report due to low numbers of individuals who identify with these genders. For more information regarding Gender Identification, Care, and Custody for all Vermont incarcerated individuals (in-state and out-of-state), see [DOC Directive 423.01: Gender Identification, Care, and Custody \(hyperlinked here\)](#).

VT Department of Corrections: SFI-Designation Report 9/21/2022

This report contains point-in-time analyses that are up-to-date as of 10pm on the date listed. Due to a processing error on snapshot data from 09/30/2022, data from 09/21/2022 has been used for this month's report in lieu of the 09/30/2022 data. In-depth SFI-Designation breakdowns over a variety of topics are provided in this report. The information contained in pages 1-6 deliver context and explanation for the data included.

Booking Statuses:

The following list describes the booking status for individuals incarcerated in VT correctional facilities (either in-state or out-of-state). Booking Status indicates the individual's circumstance relative to their court case.

Sentenced Statuses:

- Sentenced: convicted of crime(s)
- Sentenced/Detained: convicted of crime(s) and held pre-trial for other crime(s)
- Sentenced W/Hold: convicted of crime(s) and held for US Marshals or other jurisdiction
- Sentenced/Detained W/Hold: (rare) convicted of crime(s), held pre-trial for other crime(s), and held for US Marshals or other jurisdiction

Detained Statuses:

- Detained: awaiting conviction for crime(s)
- Detained W/Hold: awaiting conviction for crime(s) and held for US Marshals or other jurisdiction

Hold Status:

Hold: being held for US Marshals or other jurisdiction

NOTE: Individuals in each booking status are considered in the custody of the Commissioner of Corrections. The Commissioner has authority to make release decisions for incarcerated individuals with a "sentenced only" booking status consistent with the law and when taking public safety into consideration. All other booking statuses require action by another authority (e.g. the court) to release a person from incarceration.

Releasing Individuals from Incarceration:

Convicted individuals are sentenced to serve a minimum and maximum term by the court for each crime they commit. Individuals may be housed past their minimum release date but must be released by their maximum release date. Individuals with a "sentenced only" booking status (without detained, hold status) are eligible for release by the authority of the Commissioner of Corrections. All other booking statuses require action by another authority (such as the court) for release. See below for explanations of why an individual might be released from incarceration and the booking status(es) to which this reason might apply.

Bail Paid: Released from incarceration due to paying required bail amount (Detained status)

Court Order: Released from incarceration by authority of the court (Detained status)

Reached Maximum Release Date: Reached maximum release date and is released into the community, no longer under DOC supervision (Sentenced & Detained statuses)

Released to Community Supervision: Released from incarceration, but still supervised by the DOC via a probation & parole office (Sentenced & Detained statuses)

Released to US Marshals/Other State: Released to US Marshals/other authority (Hold Status)

VT Department of Corrections: SFI-Designation Report 9/21/2022

This report contains point-in-time analyses that are up-to-date as of 10pm on the date listed. Due to a processing error on snapshot data from 09/30/2022, data from 09/21/2022 has been used for this month's report in lieu of the 09/30/2022 data. In-depth SFI-Designation breakdowns over a variety of topics are provided in this report. The information contained in pages 1-6 deliver context and explanation for the data included.

Crime Types

Incarcerated individuals are classified into different Crime Types based on the most serious crime for which they are sentenced, detained, or held. For example, 01:Fel./Serious. The number (e.g., 01) indicates the severity of the crime ranked from 01-11 from most severe to least severe. Next, the Crime Type displays whether the most serious crime was a felony (Fel.) or misdemeanor (Misd.). Finally, the category of crime is provided (e.g., Serious). See below for examples of each Crime Type. Each individual is counted once in the crime type data.

Crime Type Examples:

- 01:Fel./Serious:** Aggravated Assault, Aggravated Sexual Assault, Murder
- 02:Fel./Person:** Assault and Robbery, Lewd and Lascivious
- 03:Fel./Property:** Burglary Occupied, Grand Larceny, Arson
- 04:Fel./Drug:** Dealing, Trafficking, Possession and Sale
- 05:Fel./MotorV:** DUI 3 or more
- 06:Fel./Other:** Obstruction of Justice, Fugitive
- 07:Misd./Person:** Domestic Assault, Simple Assault
- 08:Misd./Property:** Unlawful Trespass, Retail Theft
- 09:Misd./Drug:** Possession of drugs
- 10:Misd./MotorV:** Careless and Negligent Operation
- 11:Misd./Other:** Violations Conditions of Release

Vermont Correctional Facilities

See below for a list of Vermont's Correctional Facilities, their location, and capacity.

Chittenden Regional Correctional Facility (CRCF):

Location: South Burlington, VT; **Capacity:** 177

Marble Valley Regional Correctional Facility (MVRCF):

Location: Rutland, VT; **Capacity:** 118

Northeast Correctional Complex (NECC):

Location: St. Johnsbury, VT; **Capacity:** 219

Northern State Correctional Facility (NSCF):

Location: Newport, VT; **Capacity:** 433

Northwest State Correctional Facility (NWSCF):

Location: Swanton, VT; **Capacity:** 255

Southern State Correctional Facility (SSCF):

Location: Springfield, VT; **Capacity:** 377

Tallahatchie County Correctional Facility (TCCF):

Location: Tutwiler, MS; **Contract Capacity:** 350

Out-of-state facility

Due to lack of in-state capacity, VT DOC transfers VT incarcerated individuals to an out-of-state facility via a contract in accordance with the statutory state contracting process. CoreCivic, which operates TCCF, was the successful bidder in this process; as a result VT incarcerated individuals are sent to this facility.

VT Department of Corrections: SFI-Designation Report 9/21/2022

This report contains point-in-time analyses that are up-to-date as of 10pm on the date listed. Due to a processing error on snapshot data from 09/30/2022, data from 09/21/2022 has been used for this month's report in lieu of the 09/30/2022 data. In-depth SFI-Designation breakdowns over a variety of topics are provided in this report. The information contained in pages 1-6 deliver context and explanation for the data included.

Risk to Reoffend:

The VT DOC utilizes the Ohio Risk Assessment System (ORAS) to determine an offender's risk to reoffend or commit another crime. This measure is used for individuals being housed in correctional facilities and those under community supervision. The department uses the following instruments:

Prison Intake Tool (PIT):

Provided to all incarcerated individuals sentenced to a year or longer in a correctional facility. Informs risk reduction programming (RRP) eligibility. 4 levels of risk, with scores varying by gender: Low, Moderate, High, Very High

Community Supervision Tool (CST):

Administered to offenders under community supervision: within 2 weeks of intake, 3 months after release from incarceration to community supervision, and/or annually and/or upon significant changes in community status. 4 levels of risk, with scores varying by gender: Low, Moderate, High, Very High

Reentry Tools:

Administered to incarcerated individuals sentenced to a year or longer. Provided within 6-8 weeks before being released to the community. 3 levels of risk, with scores varying by gender: Low, Moderate, High

Violent Crime Status:

Offenders convicted of one or more statutorily listed offenses outlined in 13 VSA §5301 are deemed to have committed a violent crime, referred to as "listed" in our system. Examples of violent (or listed) crimes include but are not limited to: murder, aggravated assault, sexual assault, burglary, driving under the influence, sale or delivery of illicit drugs. This report uses the "listed" crimes as proxy for violent crimes.

Due to the nature of these crimes, special consideration toward victims is required in release decision making. Committing a violent crime does not always directly correlate with an offender's risk to reoffend.

VT Department of Corrections: SFI-Designation Report 9/21/2022

This report contains point-in-time analyses that are up-to-date as of 10pm on the date listed. Due to a processing error on snapshot data from 09/30/2022, data from 09/21/2022 has been used for this month's report in lieu of the 09/30/2022 data. In-depth SFI-Designation breakdowns over a variety of topics are provided in this report. The information contained in pages 1-6 deliver context and explanation for the data included.

Incarcerating Individuals Past Minimum Release Reasons:

Convicted offenders are sentenced to serve a minimum and maximum term by the court for each crime they commit. Individuals may be housed past their minimum release date but must be released by their maximum release date. Individuals with a "sentenced only" booking status (without detained, hold status) are eligible for release by the authority of the Commissioner of Corrections. All other booking statuses require action by another authority (such as the court) for release. See below for explanations/examples of reasons why someone might be housed past their minimum release date.

Furlough Violation/Inappropriate for Furlough: Returned from community supervision for a fixed length of time due to a technical violation, or "interrupting" release to furlough due to individual's behavior/risk to community

Graduated Sanction: Short term incarceration in response to technical violations that allow for continuation in completing community sentence

Hold for US Marshals/Other State: Held in VT facilities until under appropriate federal/state jurisdiction

Incomplete Programming: Required programming in progress, pending start, or termination/suspension due to behavior issues

Lack of Housing: No appropriate housing upon entry into the community

Pending Other Charge(s): Ex: Violation of supervision that results in new charge

Refusing Furlough/Mandated Services: Refusing services required by sentence or furlough placement

Scheduled for Release at Max Date: Due to concerns for safety of community, scheduled to release at maximum end date

Violent Crime/Inappropriate for Release: Offenders who committed violent crime(s) and are unsafe for release to community

VT Department of Corrections:
SFI-Designation Report

In-State Population Data

VT DOC SFI-Designation Report:

In-State Population Data 9/21/2022*

1204

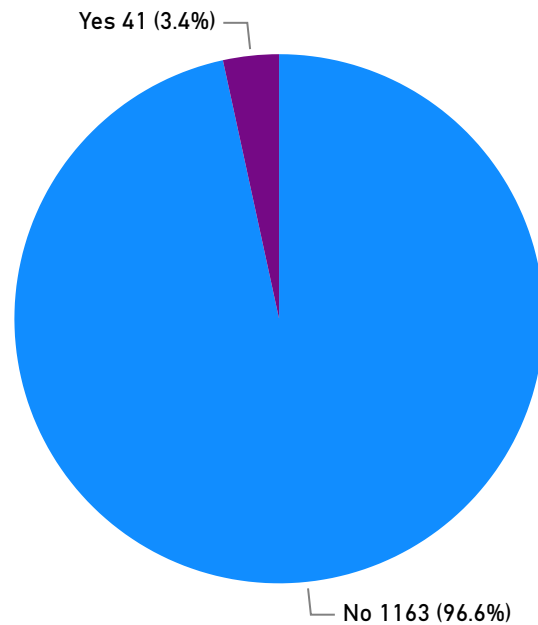
In-State Incarcerated Population

41

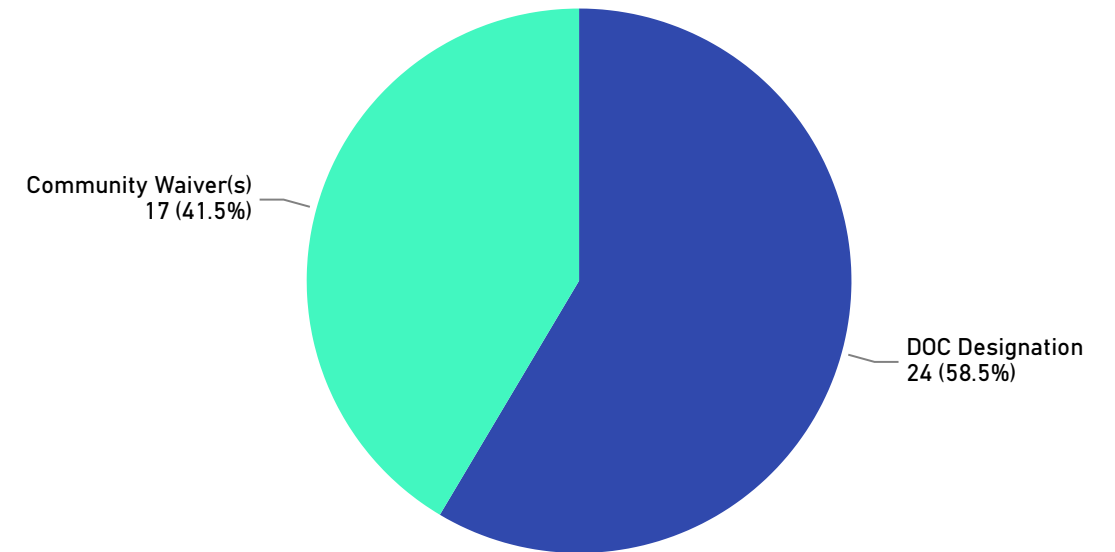
Individuals Were SFI-Designated this Month

In-State Incarcerated Population by SFI-Designation (N=1,204)

SFI-Designation? ● No ● Yes



SFI-Designated Only: Designation Process (N=41)

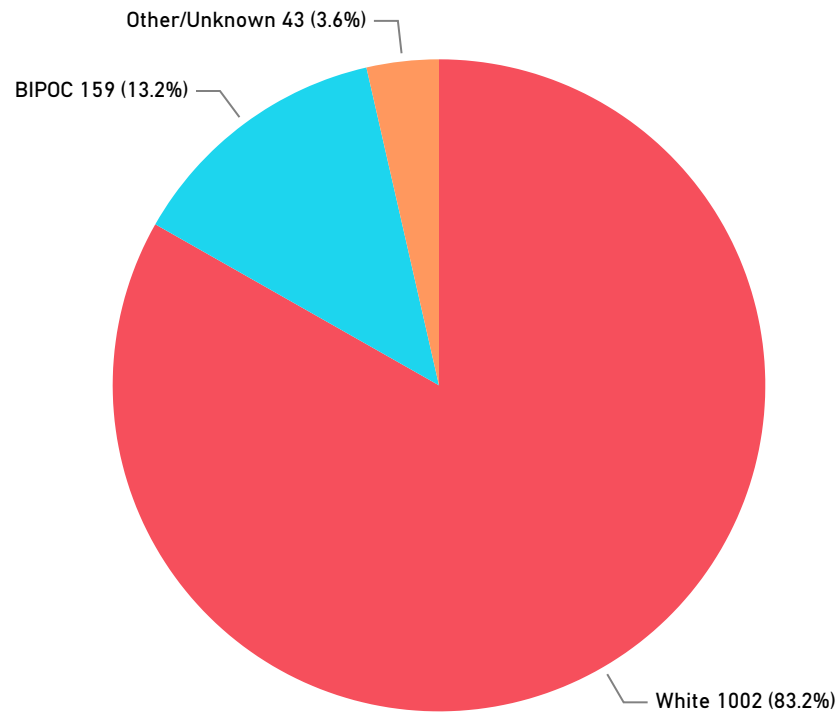


*Note: Daily Counts are accurate as of 10pm on the date listed

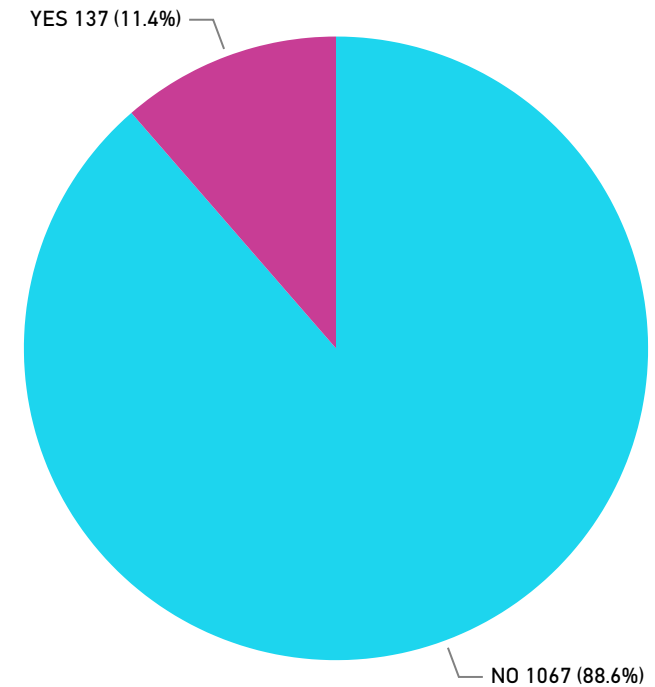
VT DOC SFI-Designation Report:

In-State Population Data 9/21/2022*

In-State Incarcerated Population by Race (N=1,204)



In-State Incarcerated Population by Hispanic/Latinx/Spanish Identification (N=1,204)

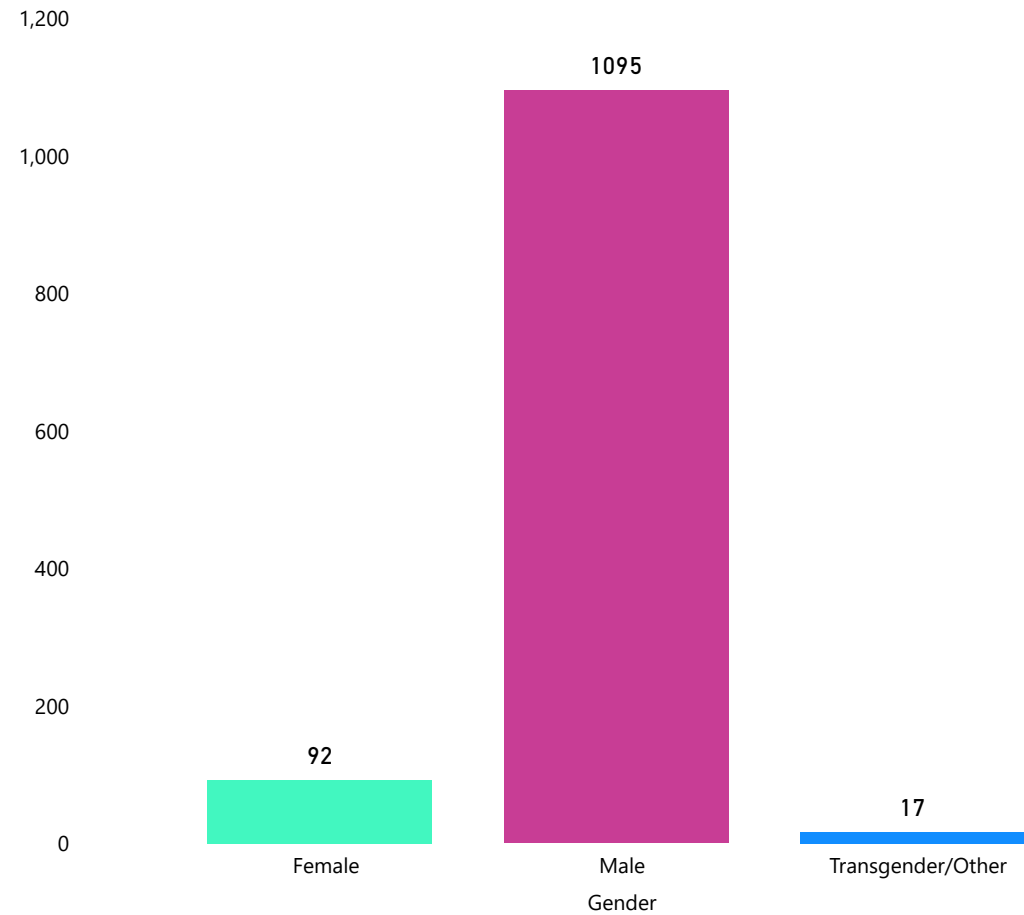


*Note: Daily Counts are accurate as of 10pm on the date listed

VT DOC SFI-Designation Report:

In-State Population Data 9/21/2022 *

In-State Incarcerated Population: SFI-Designation by Gender
(N=1,204)



In-State Incarcerated Population: Correctional Facility by SFI-Designation
(N=1,204)

SFI-Designation? Facility	No		Yes		Total	
	Count	%	Count	%	Count	%
CRCF, MVRCF, NECC, NSCF, NWSCF	905	77.8%	13	31.7%	918	76.2%
SSCF	258	22.2%	28	68.3%	286	23.8%
Total	1163	100.0%	41	100.0%	1204	100.0%

DOC Correctional Facilities Key:

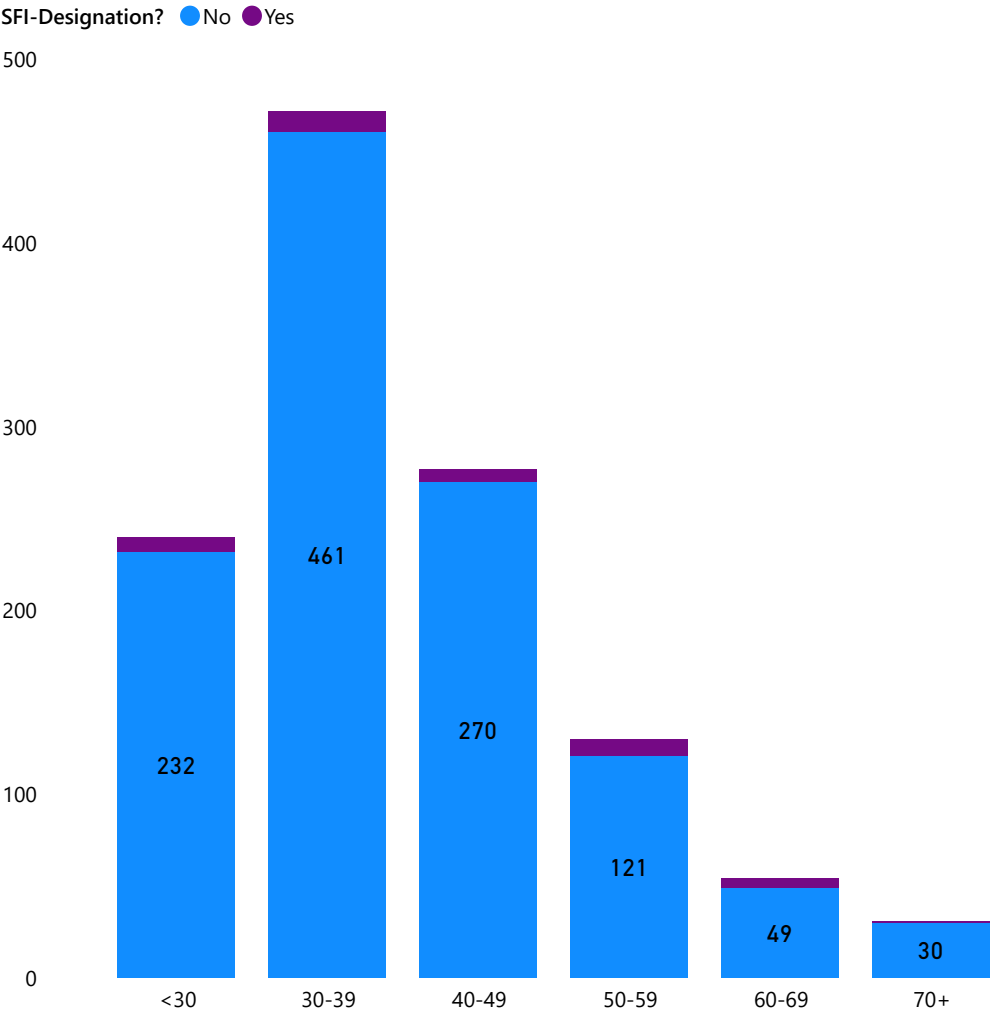
- CRCF = Chittenden Regional Correctional Facility;
- MVRCF = Marble Valley Regional Correctional Facility;
- NECC = Northeast Correctional Complex;
- NSCF = Northern State Correctional Facility;
- NWSCF = Northwest State Correctional Facility;
- SSCF = Southern State Correctional Facility

*Note: Daily Counts are accurate as of 10pm on the date listed

VT DOC SFI-Designation Report:

In-State Population Data 9/21/2022*

In-State Incarcerated Population: Age by SFI-Designation
(N=1,204)



In-State Incarcerated Population: Booking Status by
SFI-Designation (N=1,204)

SFI-Designation? Booking Status	No		Yes		Total	
	Count	%	Count	%	Count	%
Detained or Hold	444	36.9%	20	1.7%	464	38.5%
Sentenced	719	59.7%	21	1.7%	740	61.5%
Total	1163	96.6%	41	3.4%	1204	100.0%

Booking Statuses: *Detained* = awaiting conviction for crime(s); *Detained W/Hold* = awaiting conviction for other crime(s) and held for US Marshals or other jurisdiction; *Hold*: being held for US Marshals or other jurisdiction.; *Sentenced* = convicted of crime(s); *Sentenced/Detained* = convicted of crime(s) and held pre-trial for other crime(s); *Sentenced W/Hold* = convicted of crime(s) and held for US Marshals or other jurisdiction; *Sentenced/Detained W/Hold* (rare) = convicted of crime(s), held pre-trial for other crime(s), and held for US Marshals or other jurisdiction.

68%

Of individuals with an SFI-designation were incarcerated for a Serious Felony

*Note: Daily Counts are accurate as of 10pm on the date listed

VT Department of Corrections: SFI-Designation Report

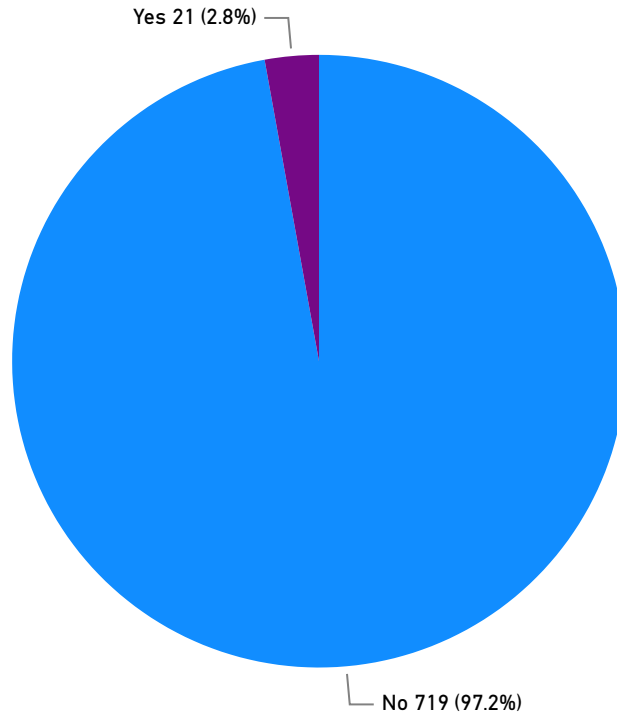
In-State Violent Crime & Risk to Reoffend Data

VT DOC SFI-Designation Report:

In-State Sentenced Population- Violent Crime Data 9/21/2022 *

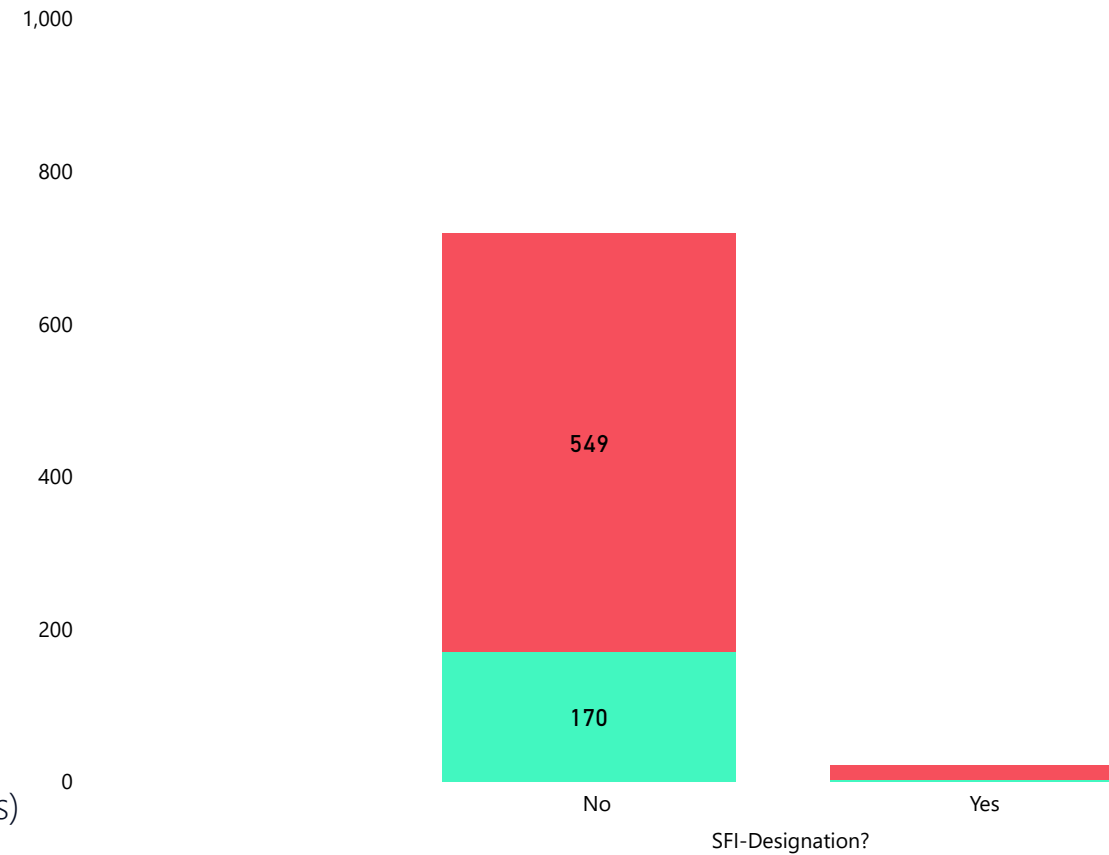
In-State Sentenced Population: SFI-Designation (N=740)

SFI-Designation? ● No ● Yes



In-State Sentenced Population: Violent Crime Status by SFI-Designation (N=740)

Violent Crime Categorization ● Non-Violent Crime ● Violent Crime



740

Total In-State Sentenced Population

This includes:

- 635** In-State Sentenced only population
- 71** In-State Sentenced & Detained for other crime(s)
- 30** In-State Sentenced w/Hold for US Marshals/Other State
- 4** In-State Sentenced & Detained w/Hold

*Note: Daily Counts are accurate as of 10pm on the date listed

**Violent Crime information is provided for the offender's most violent crime committed. See page 5 for more detailed violent crime information.

VT Department of Corrections: SFI-Designation Report

In-State Minimum Release Data

This section of the report is not currently available due to the low number of sentenced only SFI-designated individuals currently being held past their minimum release date.

VT Department of Corrections: SFI-Designation Report

For Internal Use ONLY

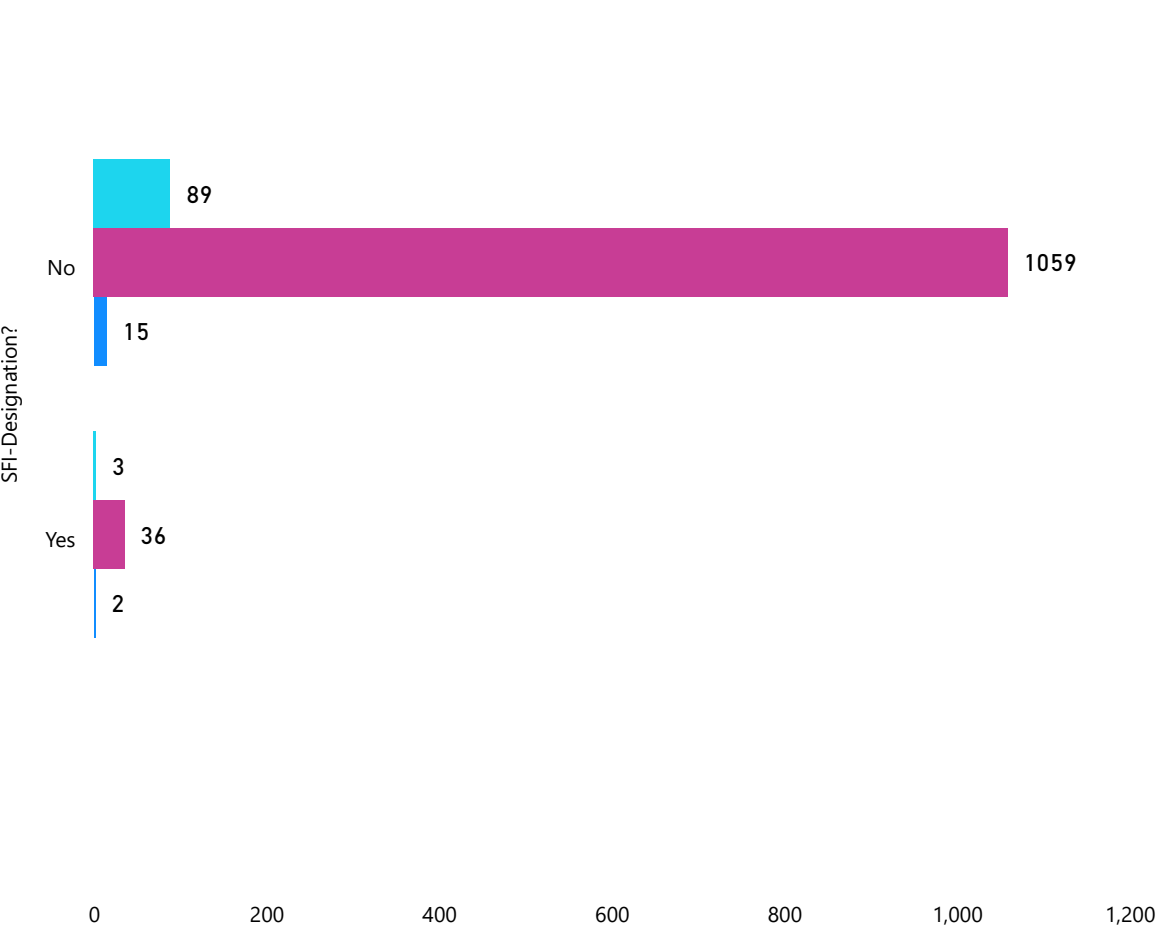
This section of the report contains information in greater detail than the rest of the report and might have identifiable information. This section of the report is for internal DOC use ONLY and not for public dissemination.

VT DOC SFI-Designation Report:

In-State Population Data 9/21/2022*

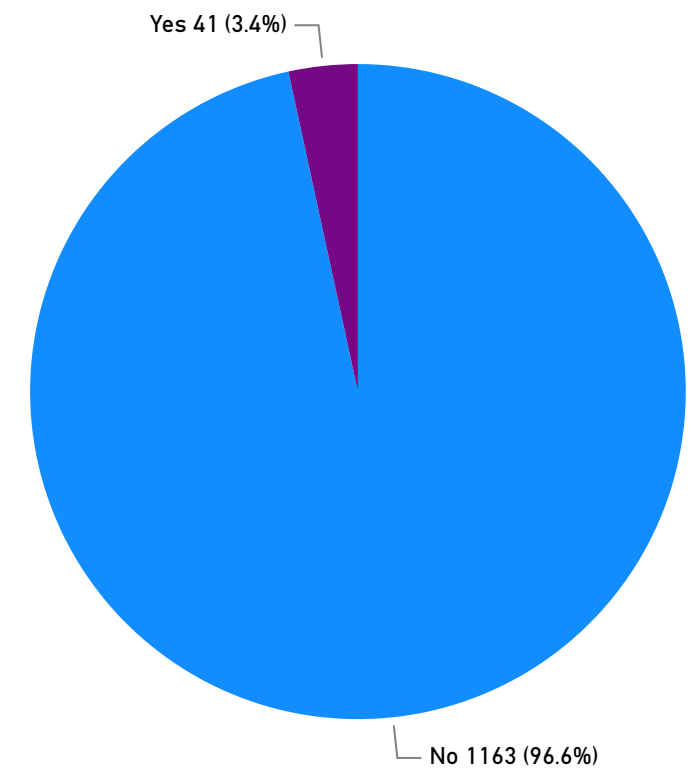
In-State Incarcerated Population: SFI-Designation by Gender (N=1,204)

Gender Female Male Transgender/Other



In-State Incarcerated Population by SFI-Designation (N=1,204)

SFI-Designation? No Yes

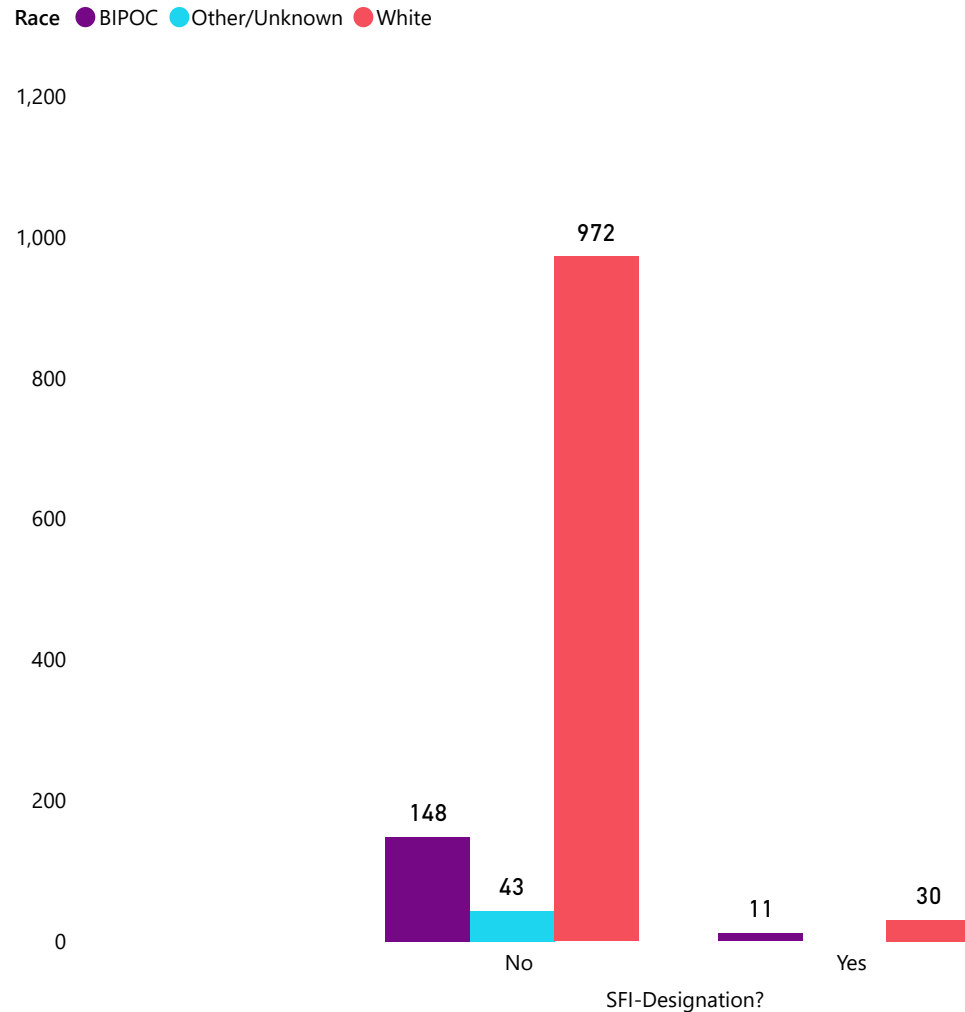


*Note: Daily Counts are accurate as of 10pm on the date listed

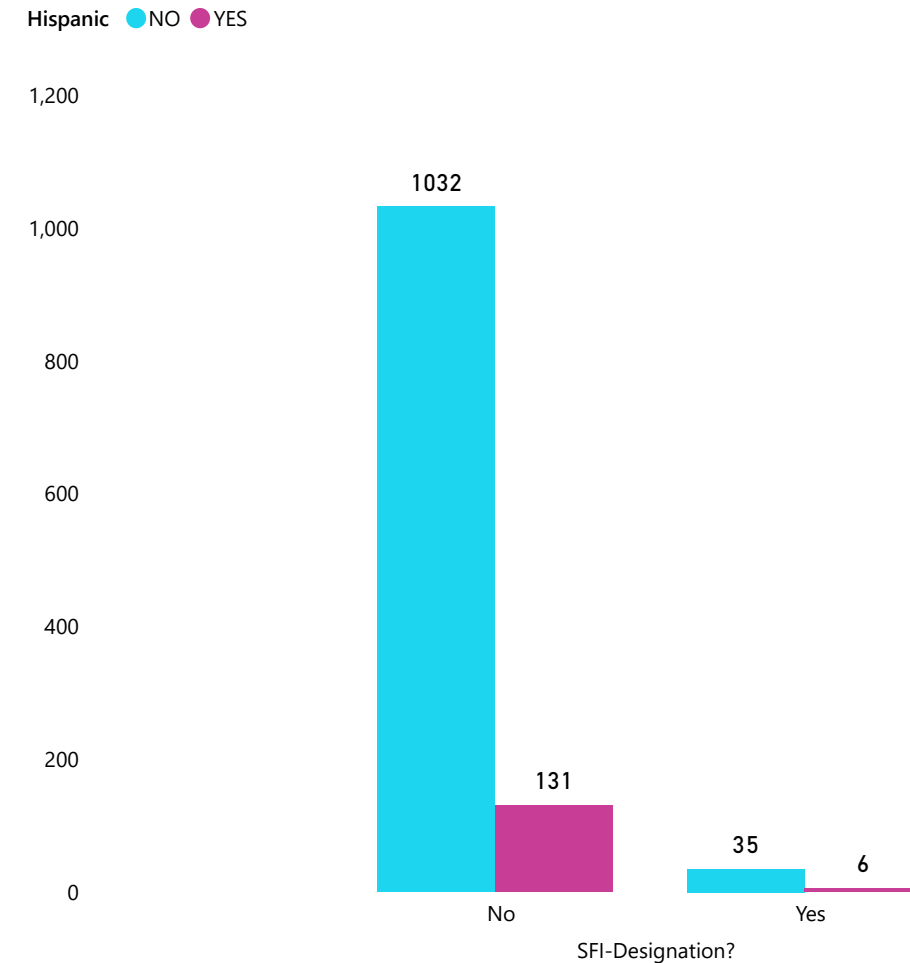
VT DOC SFI-Designation Report:

In-State Population Data 9/21/2022*

In-State Incarcerated Population: SFI-Designation by Race (N=1,204)



In-State Incarcerated Population: SFI-Designation by Hispanic/Latinx/Spanish Identification (N=1,204)



*Note: Daily Counts are accurate as of 10pm on the date listed

VT DOC SFI-Designation Report:

In-State Population Data 9/21/2022 *

In-State Incarcerated Population: Correctional Facility by SFI-Designation (N=1,204)

SFI-Designation?	No		Yes		Total	
Facility	Count	%	Count	%	Count	%
CRCF	93	8.0%	3	7.3%	96	8.0%
MVRCF	117	10.1%			117	9.7%
NECC	163	14.0%	1	2.4%	164	13.6%
NSCF	361	31.0%	6	14.6%	367	30.5%
NWSCF	171	14.7%	3	7.3%	174	14.5%
SSCF	258	22.2%	28	68.3%	286	23.8%
Total	1163	100.0%	41	100.0%	1204	100.0%

DOC Correctional Facilities Key:

CRCF = Chittenden Regional Correctional Facility;
 MVRCF = Marble Valley Regional Correctional Facility;
 NECC = Northeast Correctional Complex;
 NSCF = Northern State Correctional Facility;
 NWSCF = Northwest State Correctional Facility;
 SSCF = Southern State Correctional Facility
 TCCF = Tallahatchie County Correctional Facility (Mississippi)

In-State Incarcerated Population: Crime Type by SFI-Designation (N=1,204)

SFI-Designation?	No		Yes		Total	
Crime Type	Count	%	Count	%	Count	%
01:Fel./Serious	654	56.2%	28	68.3%	682	56.6%
02:Fel./Person	89	7.7%	3	7.3%	92	7.6%
03:Fel./Property	168	14.4%	4	9.8%	172	14.3%
04:Fel./Drug	59	5.1%			59	4.9%
05:Fel./MotorV	37	3.2%	1	2.4%	38	3.2%
06:Fel./Other	18	1.5%	1	2.4%	19	1.6%
07:Misd./Person	49	4.2%	3	7.3%	52	4.3%
08:Misd./Property	6	0.5%			6	0.5%
09:Misd./Drug	2	0.2%			2	0.2%
10:Misd./MotorV	8	0.7%			8	0.7%
11:Misd./Other	8	0.7%	1	2.4%	9	0.7%
Uncategorized	65	5.6%			65	5.4%
Total	1163	100.0%	41	100.0%	1204	100.0%

Crime Type Examples:

01:Fel./Serious: Aggravated Assault, Aggravated Sexual Assault, Murder
 02:Fel./Person: Assault and Robbery, Lewd and Lascivious
 03:Fel./Property: Burglary Occupied, Grand Larceny, Arson
 04:Fel./Drug: Dealing, Trafficking, Possession and Sale
 05:Fel./MotorV: DUI3 or more
 06:Fel./Other: Obstruction of Justice, Fugitive

07:Misd./Person: Domestic Assault, Simple Assault
 08:Misd./Property: Unlawful Trespass, Retail Theft
 09:Misd./Drug: Possession of drugs
 10:Misd./MotorV: Careless and Negligent Operation
 11:Misd./Other: Violations Conditions of Release

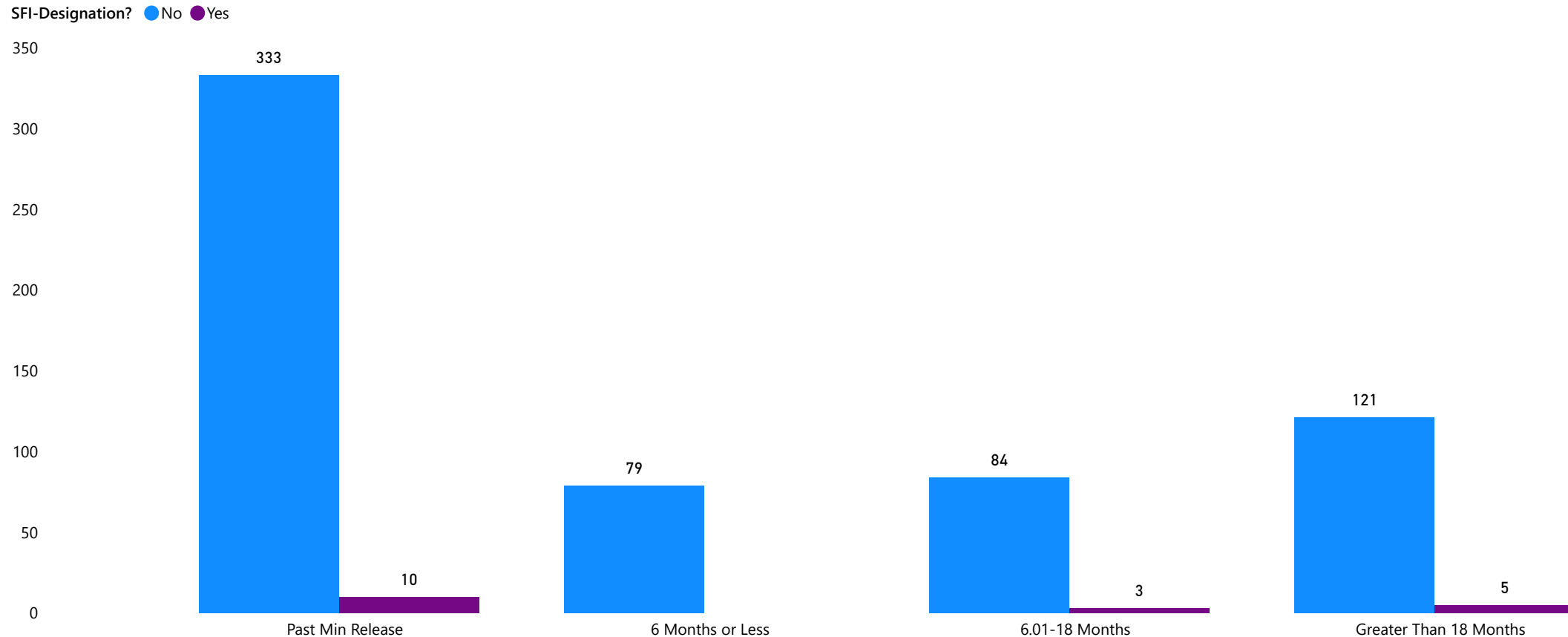
Note: All Uncategorized Crime Types have a Hold Status

*Note: Daily Counts are accurate as of 10pm on the date listed

VT DOC SFI-Designation Report:

In-State Sentenced Only Population Minimum Release Data 9/21/2022 *

In-State Sentenced Only Population: Months from Minimum Release Date by SFI-Designation (N=635)



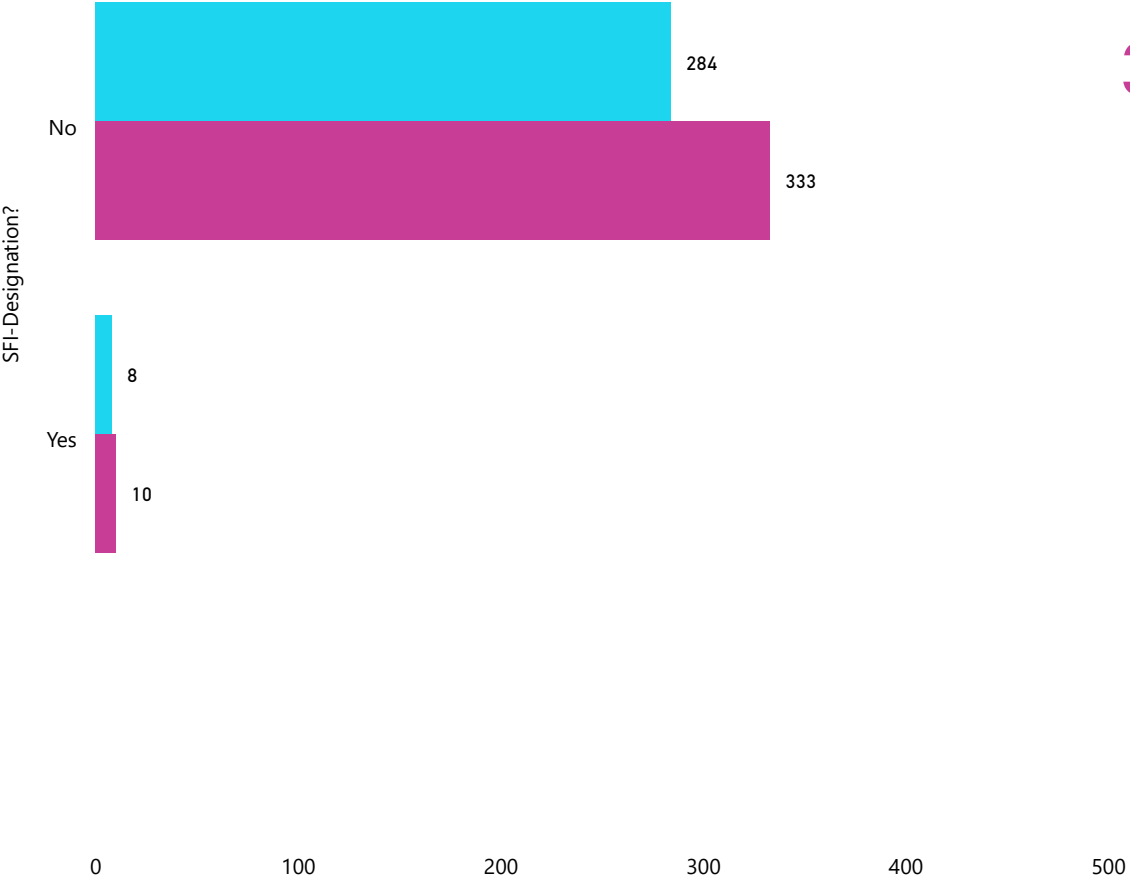
*Note: Daily Counts are accurate as of 10pm on the date listed.

The information in the figure above provides the months incarcerated individuals have from their minimum release sentence date. This information is presented linearly. Thus, those who are past their minimum release are presented on the left. All the information presented to the right of those Past Min Release are not yet to their minimum release date. See page 6 for reasons why an incarcerated individual might be held past their minimum release date.

**Due to outliers in the data, a median was used in place of an average for length of segregation placements this month. A median is the middle value in a range of numbers, where 50% of the population falls above this number and 50% of the population falls below this number.

In-State Sentenced Only Population: Past Minimum Release Status by SFI-Designation (N=635)

Past Minimum Release Date ● No ● Yes



VT DOC SFI-Designation Report:
In-State Sentenced Only Population
Minimum Release Data 9/21/2022 *

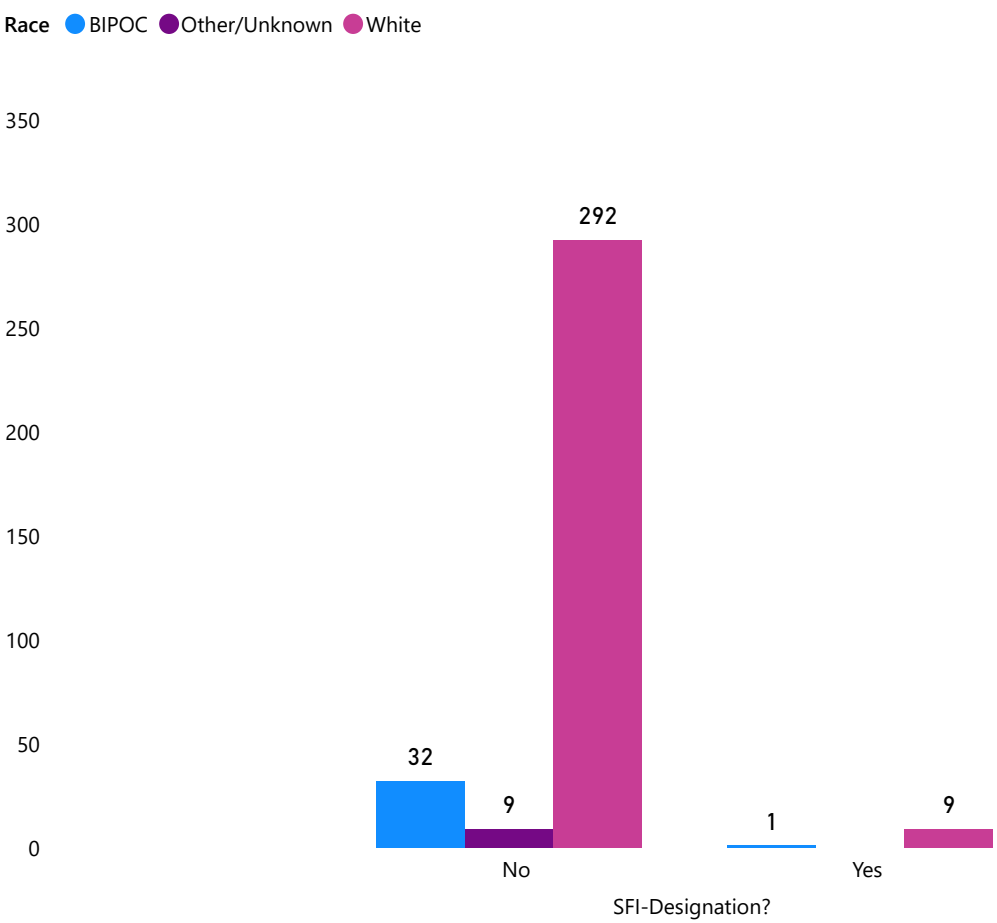
343 Sentenced only (no detained, hold status) individuals were incarcerated in-state past their minimum release date
These were derived from:
1204 Total in-state incarcerated population
740 In-state incarcerated individuals with a sentenced status
635 In-state sentenced only individuals (no detained, hold status)
343 In-state sentenced only individuals housed past minimum release

*Note: Daily Counts are accurate as of 10pm on the date listed.

VT DOC SFI-Designation Report:

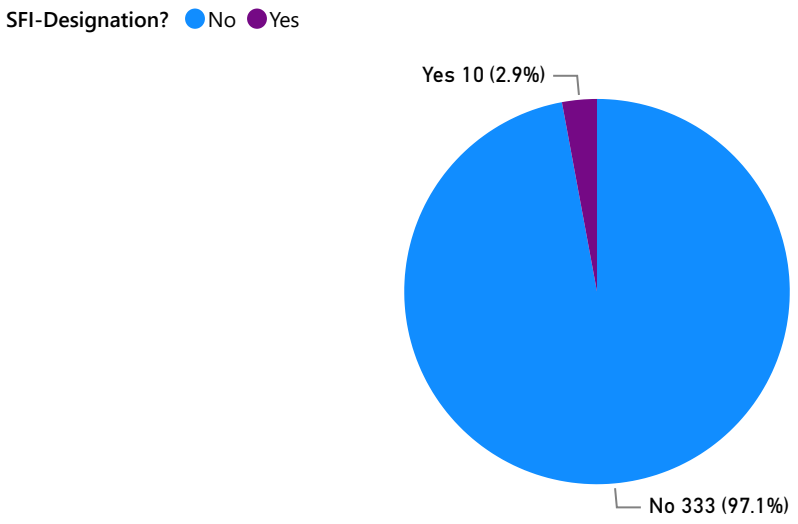
In-State Sentenced Only Population Past Minimum Release Date 9/21/2022 *

In-State Sentenced Only Population Past Minimum Release: SFI-Designation by Race (N=343)

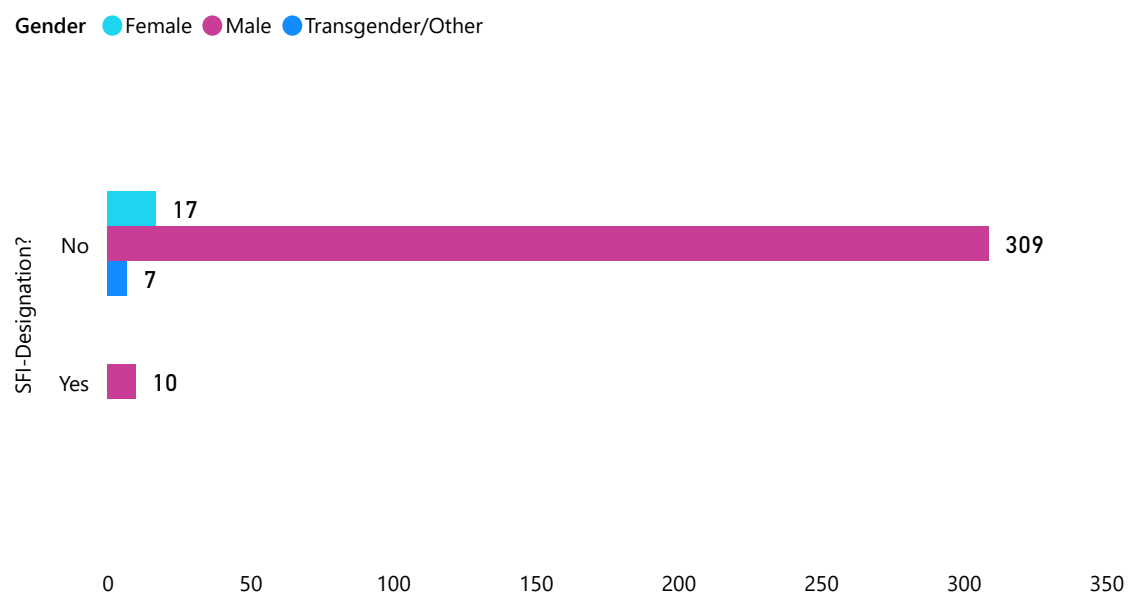


*Note: Daily Counts are accurate as of 10pm on the date listed

In-State Sentenced Only Population Past Minimum Release: SFI-Designation (N=343)



In-State Sentenced Only Population Past Minimum Release: SFI-Designation by Gender (N=343)



VT DOC SFI-Designation Report: In-State Sentenced Only Population Housed Past Minimum Release Date 9/21/2022*

In-State Sentenced Only Population: Reason for Incarceration Past Minimum Release Date
by SFI-Designation (N=343)**

Reason for Incarceration Past Minimum Release	SFI-Designation?		No		Yes		Total	
	Count	%	Count	%	Count	%	Count	%
Furlough Violation/Inappropriate for Furlough	151	45.3%	2	20.0%	153	44.6%		
Incomplete Programming	76	22.8%	1	10.0%	77	22.4%		
Lack of Housing	53	15.9%	7	70.0%	60	17.5%		
Pending Other Charge(s)	23	6.9%			23	6.7%		
Refusing Furlough/Mandated Services	16	4.8%			16	4.7%		
Scheduled for Release at Max Date	6	1.8%			6	1.7%		
Split Sentence	1	0.3%			1	0.3%		
Violent Crime- Inappropriate for Release	7	2.1%			7	2.0%		
Total	333	100.0%	10	100.0%	343	100.0%		

45%

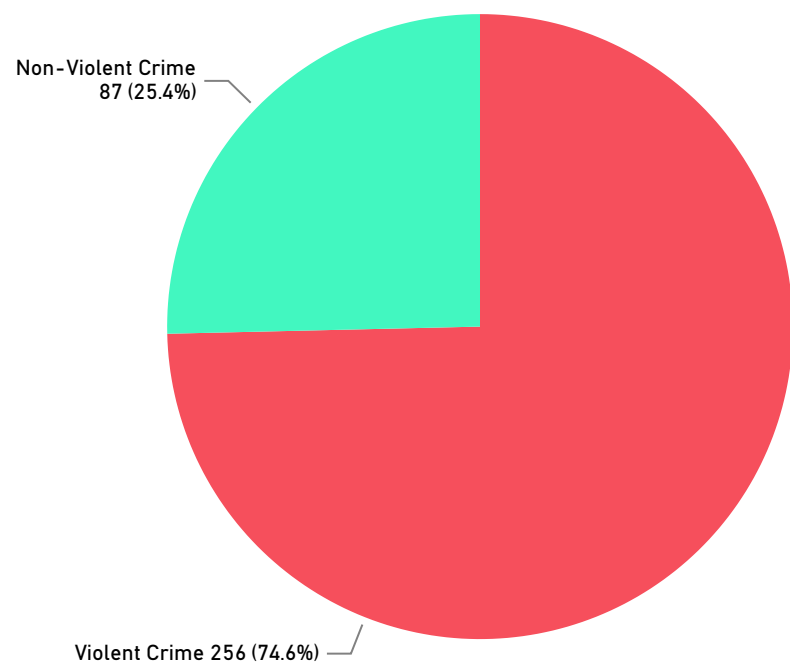
Of sentenced only (no
detained, hold status)
individuals housed past
minimum release was
due to Furlough
Violation/ Inappropriate
for Furlough

*Note: Daily Counts are accurate as of 10pm on the date listed.

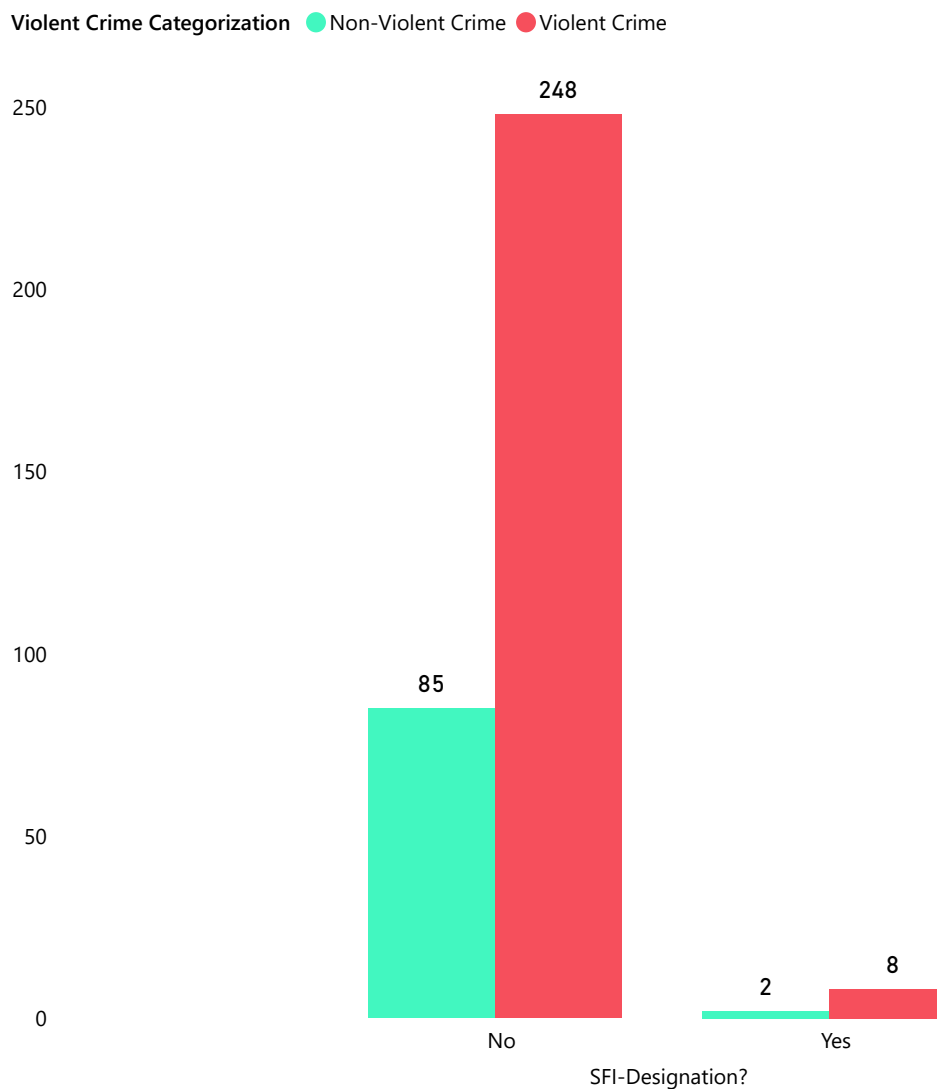
**Some categories have small sample sizes, resulting in variable percents. See page 6 for definitions/examples of the Reasons for Incarceration Past Min Release.

VT DOC SFI-Designation Report: In-State Sentenced Only Population Past Minimum Release- Violent Crime Data 9/21/2022 *

In-State Sentenced Only Population Past Minimum Release: Violent Crime
Categorization (N=343)



In-State Sentenced Only Population Past Minimum Release: Violent Crime
Categorization by SFI-Designation (N=343)**



*Note: Daily Counts are accurate as of 10pm on the date listed

**Violent Crime information is provided for the offender's most violent crime committed. See page 5 for more detailed violent crime information.

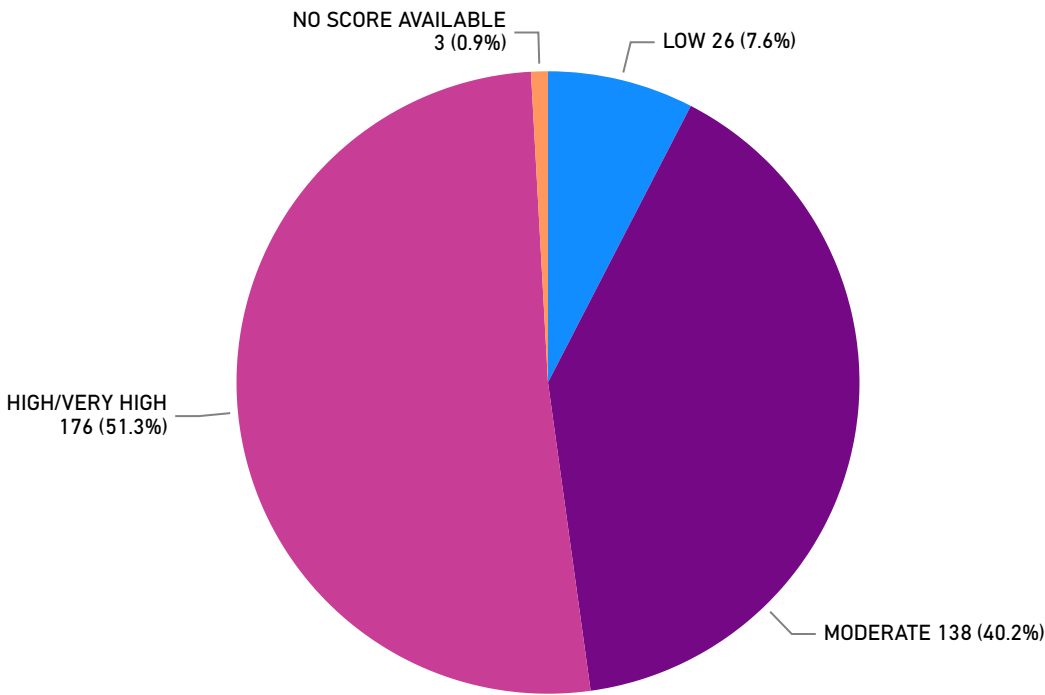
VT DOC SFI-Designation Report:

In-State Sentenced Only Population

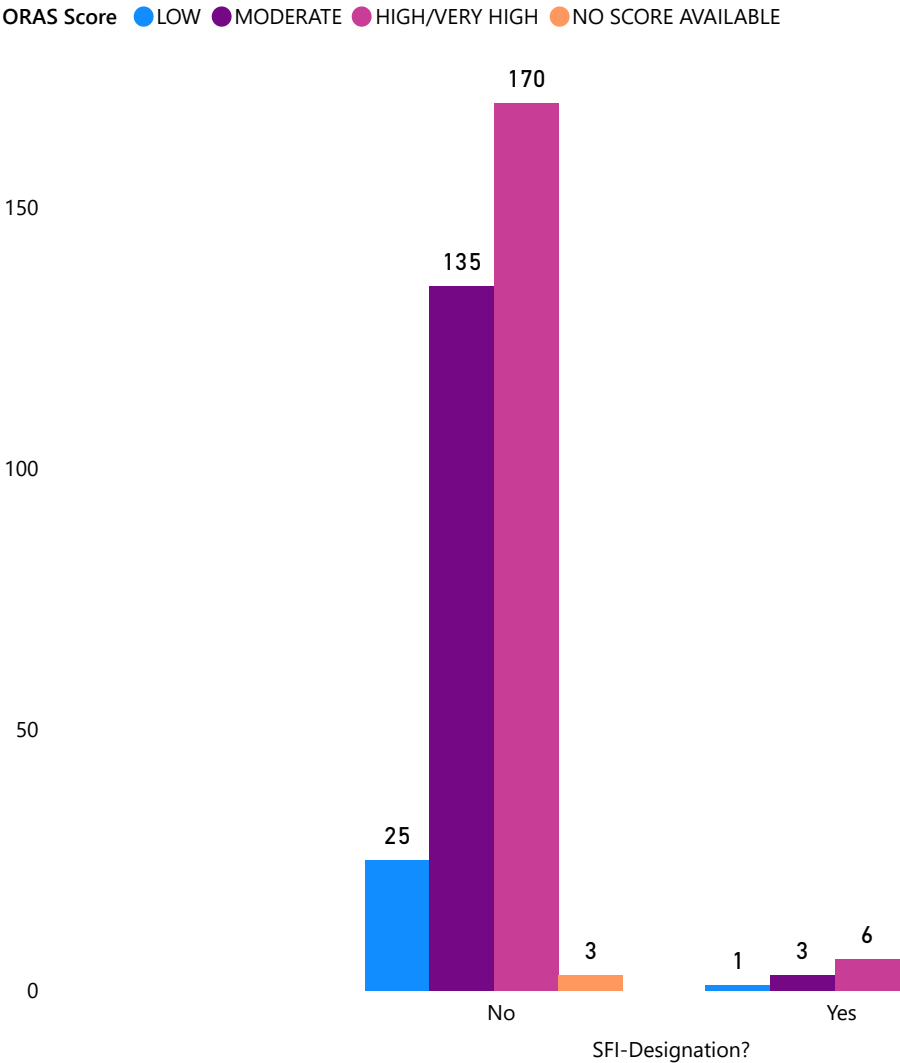
Past Minimum Release-

Violent Crime Data 9/21/2022 *

In-State Sentenced Only Population Past Minimum Release: Risk to Reoffend (N=343)



In-State Sentenced Only Population Past Minimum Release: Risk to Reoffend by SFI-Designation (N=343)**



*Note: Daily Counts are accurate as of 10pm on the date listed

**Risk to Reoffend information includes sentenced only individuals who have a risk assessment completed for their current arrest. *High* and *Very High* categories were combined for cohesion across risk assessment tools. Individuals with No Score either do not qualify to be tested or do not yet have one due to the timing of their incarceration. See page 5 of this report for a description of Risk to Reoffend measures utilized by the DOC.

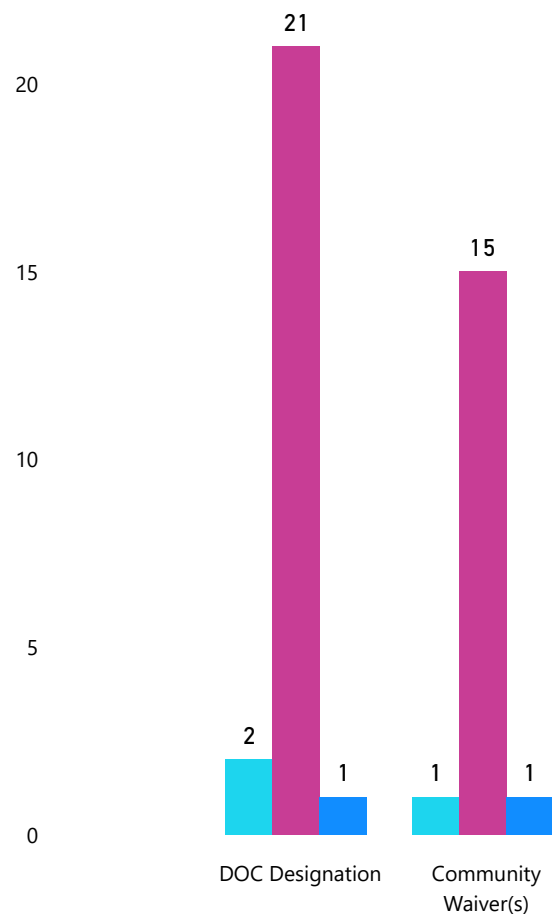
VT DOC SFI-Designation Report:

In-State Population Data 9/21/2022*

SFI-Designated Individuals Only

SFI-Designated Only: Designation Process by Gender (N=41)

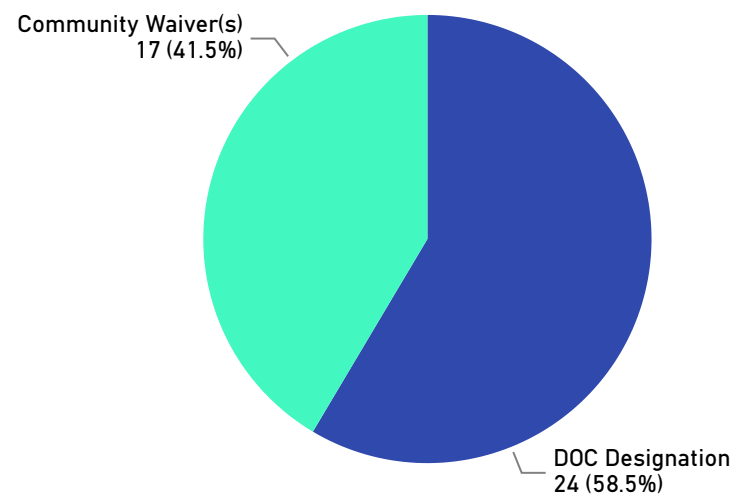
Gender ● Female ● Male ● Transgender/Other



41

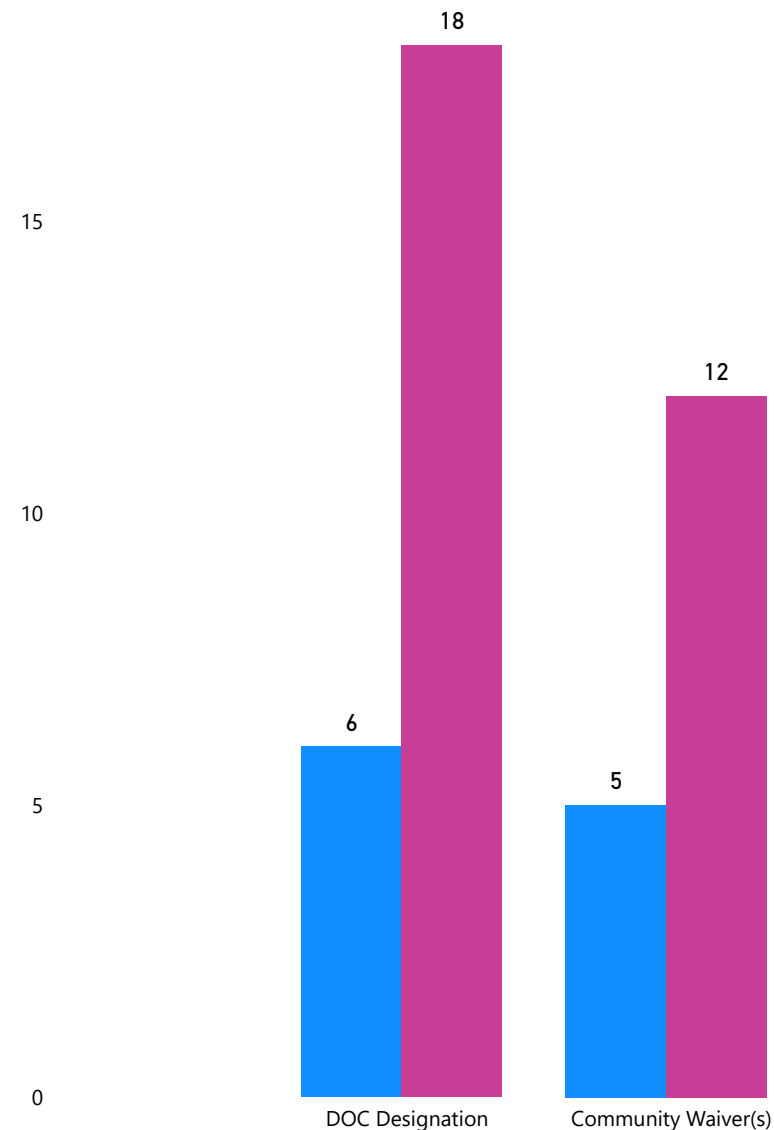
Individuals Were SFI-Designated this Month

SFI-Designated Only: Designation Process (N=41)



SFI-Designated Only: Designation Process by Race (N=41)

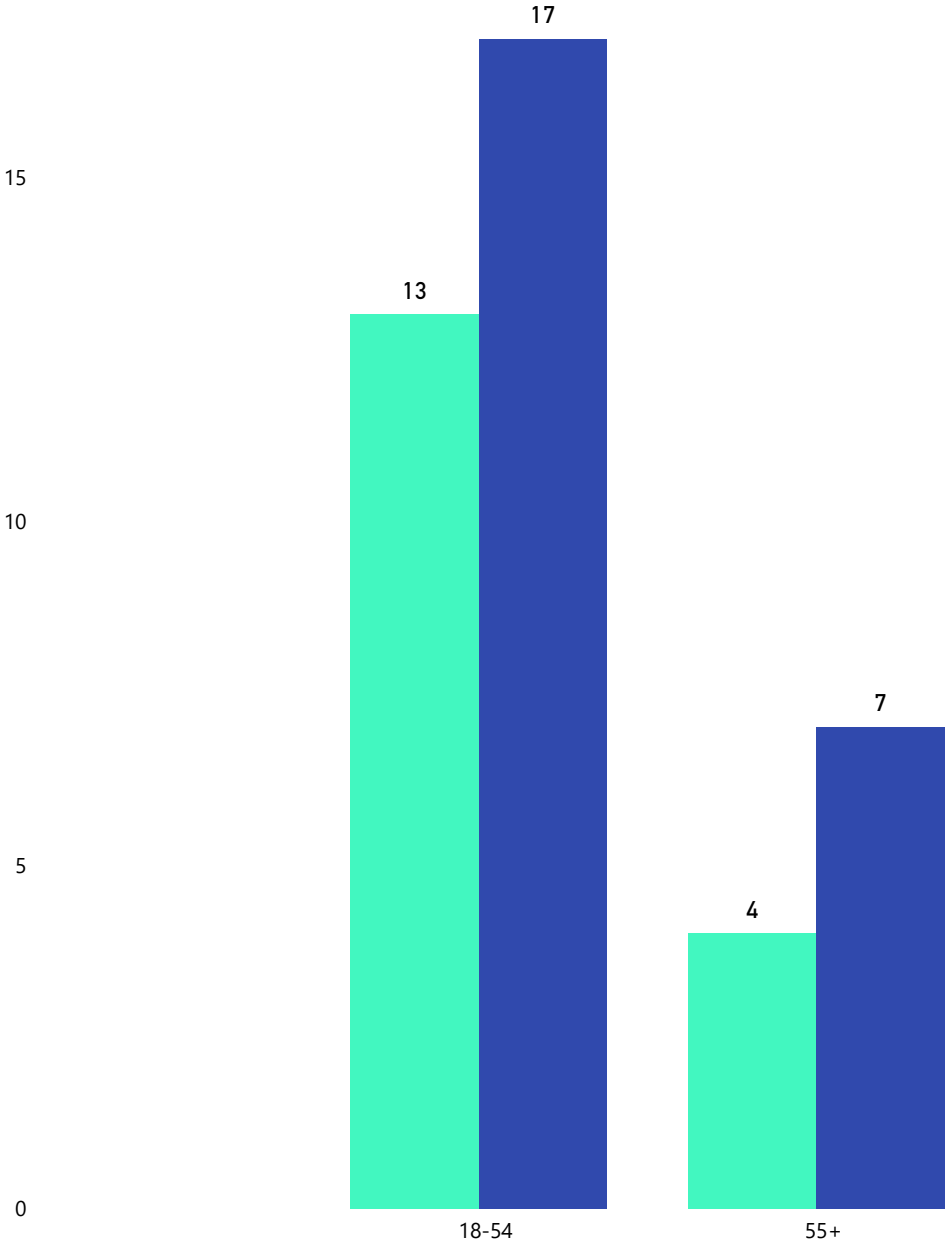
Race 3 Cat ● BIPOC ● White



*Note: Daily Counts are accurate as of 10pm on the date listed

SFI-Designated Only: Age by Designation Process (N=41)

SFI-Designation Process Community Waiver(s) DOC Designation



VT DOC SFI-Designation Report:

In-State Population Data 9/21/2022 *

SFI-Designated Individuals Only

SFI-Designated Only: Booking Status by Designation Process (N=41)

SFI-Designation Process Booking Status	Community Waiver(s)		DOC Designation		Total	
	Count	%	Count	%	Count	%
Detained	10	24.4%	10	24.4%	20	48.8%
Sentenced	7	17.1%	14	34.1%	21	51.2%
Total	17	41.5%	24	58.5%	41	100.0%

Booking Statuses: *Detained* = awaiting conviction for crime(s); *Detained W/Hold* = awaiting conviction for other crime(s) and held for US Marshals or other jurisdiction; *Hold*: being held for US Marshals or other jurisdiction.; *Sentenced* = convicted of crime(s); *Sentenced/Detained* = convicted of crime(s) and held pre-trial for other crime(s); *Sentenced W/Hold* = convicted of crime(s) and held for US Marshals or other jurisdiction; *Sentenced/Detained W/Hold* (rare) = convicted of crime(s), held pre-trial for other crime(s), and held for US Marshals or other jurisdiction.

*Note: Daily Counts are accurate as of 10pm on the date listed

VT DOC SFI-Designation Report:

In-State Population Data 9/21/2022 *

SFI-Designated Individuals Only

SFI-Designated Only: Crime Type by Designation Process (N=41)

SFI-Designation Process Crime Type	Community Waiver(s) Count	%	DOC Designation Count	%	Total Count	%
01:Fel./Serious	10	58.8%	18	75.0%	28	68.3%
02:Fel./Person			3	12.5%	3	7.3%
03:Fel./Property	2	11.8%	2	8.3%	4	9.8%
05:Fel./MotorV	1	5.9%			1	2.4%
06:Fel./Other	1	5.9%			1	2.4%
07:Misd./Person	2	11.8%	1	4.2%	3	7.3%
11:Misd./Other	1	5.9%			1	2.4%
Total	17	100.0%	24	100.0%	41	100.0%

Crime Type Examples:

01:Fel./Serious: Aggravated Assault, Aggravated Sexual Assault, Murder
 02:Fel./Person: Assault and Robbery, Lewd and Lascivious
 03:Fel./Property: Burglary Occupied, Grand Larceny, Arson
 04:Fel./Drug: Dealing, Trafficking, Possession and Sale
 05:Fel./MotorV: DUI3 or more
 06:Fel./Other: Obstruction of Justice, Fugitive

07:Misd./Person: Domestic Assault, Simple Assault
 08:Misd./Property: Unlawful Trespass, Retail Theft
 09:Misd./Drug: Possession of drugs
 10:Misd./MotorV: Careless and Negligent Operation
 11:Misd./Other: Violations Conditions of Release

Note: All Uncategorized Crime Types have a Hold Status

SFI-Designated Only: Correctional Facility by Designation Process (N=41)

SFI-Designation Process Facility	Community Waiver(s) Count	%	DOC Designation Count	%	Total Count	%
CRCF	1	5.9%	2	8.3%	3	7.3%
NECC	1	5.9%			1	2.4%
NSCF	3	17.6%	3	12.5%	6	14.6%
NWSCF	3	17.6%			3	7.3%
SSCF	9	52.9%	19	79.2%	28	68.3%
Total	17	100.0%	24	100.0%	41	100.0%

DOC Correctional Facilities Key:

CRCF = Chittenden Regional Correctional Facility;
 MVRCF = Marble Valley Regional Correctional Facility;
 NECC = Northeast Correctional Complex;
 NSCF = Northern State Correctional Facility;
 NWSCF = Northwest State Correctional Facility;
 SSCF = Southern State Correctional Facility
 TCCF = Tallahatchie County Correctional Facility (Mississippi)

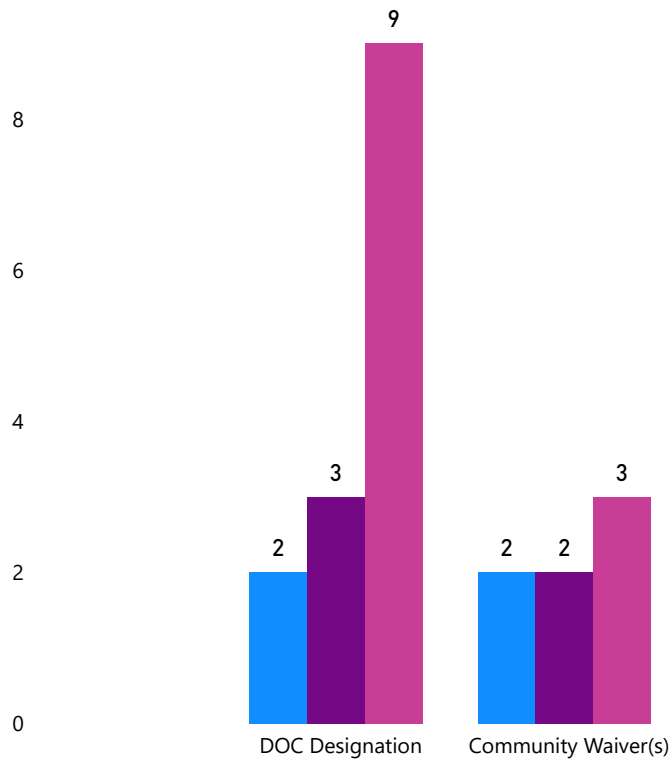
VT DOC SFI-Designation Report:

In-State Sentenced Population- Violent Crime Data 9/21/2022 *

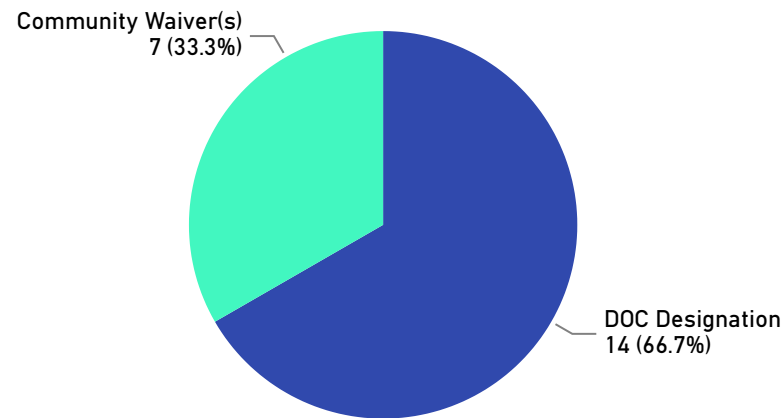
SFI-Designated Individuals Only

SFI-Designated Sentenced Population: Risk to Reoffend by Designation Process (N=21)***

ORAS Score ● LOW ● MODERATE ● HIGH/VERY HIGH

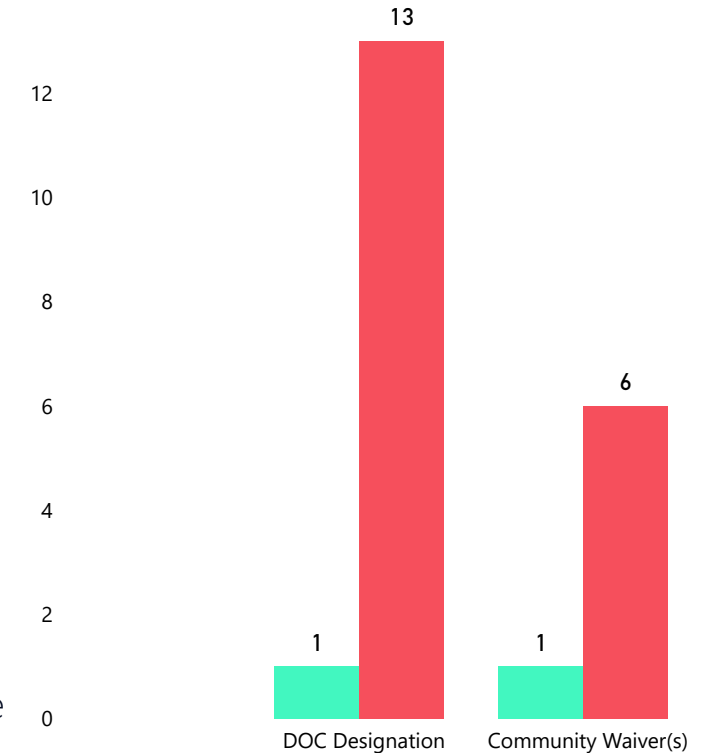


SFI-Designated Sentenced Population: Designation Process (N=21)



SFI-Designated Sentenced Population: Violent Crime Status by Process (N=21)**

Violent Crime Categ. ● Non-Violent Crime ● Violent Crime



21 Sentenced individuals were SFI-Designated this month. This includes:

- 18** Sentenced only population
- 1** Sentenced & Detained for other crime(s)
- 1** Sentenced w/Hold for US Marshals/Other State
- 1** Sentenced & Detained w/Hold

*Note: Daily Counts are accurate as of 10pm on the date listed

**Violent Crime information is provided for the offender's most violent crime committed. See page 5 for more detailed violent crime information.

***Risk to Reoffend information includes sentenced only individuals who have a risk assessment completed for their current arrest. *High* and *Very High* categories were combined for cohesion across risk assessment tools. Individuals with No Score either do not qualify to be tested or do not yet have one due to the timing of their incarceration. See page 5 for a description of Risk to Reoffend measures utilized by the DOC.

VT DOC SFI-Designation Report:

In-State Sentenced Only Population Housed Past Minimum Release Date 9/21/2022 *

SFI-Designated Individuals Only

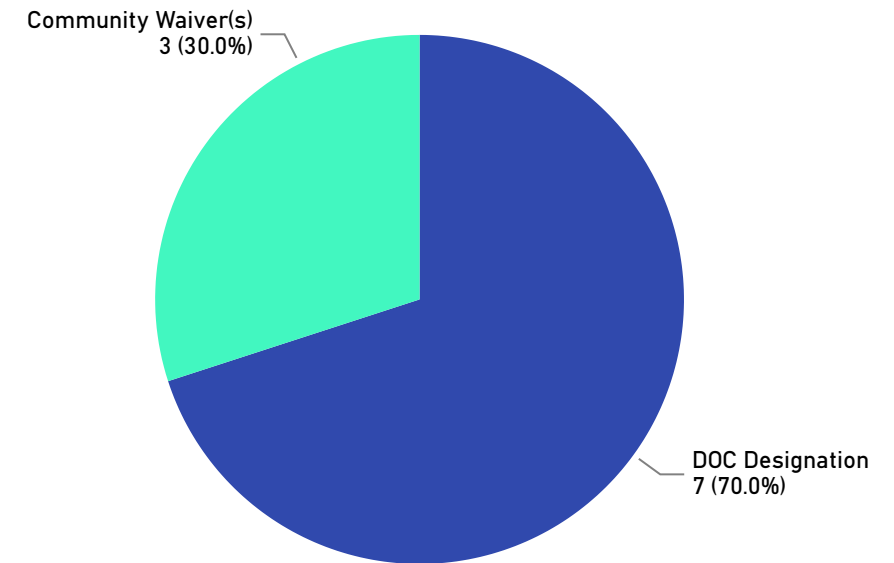
SFI-Designated Sentenced Only Population: Reason for Incarceration Past Minimum Release Date by Designation Process (N=10)**

SFI-Designation Process	Community Waiver(s)		DOC Designation		Total	
Reason for Incarceration Past Minimum Release	Count	%	Count	%	Count	%
Furlough Violation/Inappropriate for Furlough	1	33.3%	1	14.3%	2	20.0%
Incomplete Programming			1	14.3%	1	10.0%
Lack of Housing	2	66.7%	5	71.4%	7	70.0%
Total	3	100.0%	7	100.0%	10	100.0%

*Note: Daily Counts are accurate as of 10pm on the date listed.

**Some categories have small sample sizes, resulting in variable percents. For example, for those who have an SFI-designation, each individual counts as 25% of that population. See page 6 for definitions/examples of the Reasons for Incarceration Past Min Release.

SFI-Designated Sentenced Only Population: Designation Process (N=10)



- 10** Sentenced only (no detained, hold status) SFI-designated individuals were incarcerated past their minimum release date. These were derived from:
- 41** Incarcerated individuals with an SFI-designation
 - 21** SFI-designated sentenced individuals
 - 18** SFI-designated sentenced only individuals
 - 10** SFI-designated sentenced only individuals housed past minimum release