# VT Department of Corrections:

# SFI-Designation Report 9/30/2020

This report contains point-in-time analyses that are up-to-date as of 10pm on the date listed. The analyses provided in this report contain in-depth breakdowns by SFI-Designation across the following reports:

- Population Report
- Violent Crime Report
- Minimum Release Report

Serious Functional Impairment (SFI):

Serious Functional Impairment (SFI) is defined as:

a) A substantial disorder of thought, mood, perception, orientation, or memory, any of as diagnosed by a qualified mental health professional, which grossly substantially impairs judgment, behavior, capacity to recognize reality, or ability to meet the ordinary demands of life, and which substantially impairs the ability to function within the correctional setting; or

b) a developmental disability, traumatic brain injury or other organic brain disorder, or various forms of dementia or other neurological disorder as diagnosed by a qualified mental health professional, which substantially impairs the ability to function in the correctional setting.

An individual can be designated as SFI through two distinct processes:

1) Designation by a qualified mental health professional as a result of a clinical and functional assessment ("DOC Designation"); or

2) Designation as a result of an administrative process which confirms the offender was receiving developmental services (community rehabilitation and treatment, developmental disability, traumatic brain injury, and/or cognitive-functional composite) upon entering DOC custody through verifying/validating the incarcerated individual' pre-existing and active community-based waiver(s): ("Community Waiver(s)").

Individuals with an SFI-designation have been designated at some point in the month listed above. This DOES NOT mean they had this designation throughout the entire month. In this report, SFI-designation is either denoted as "yes" if the individual had an SFI-designation at any point in the month reported or "no" if they individual did not have an SFI-designation this month.

# VT Department of Corrections:

# SFI-Designation Report 9/30/2020

This report contains point-in-time analyses that are up-to-date as of 10pm on the date listed. In-depth SFI-Designation breakdowns over a variety of topics are provided in this report. The information contained in pages 1-6 deliver context and explanation for the data included.

## Current Race Data:

In this report, race data are categorized as follows:
-American Indian/Alaskan Native: "AmerIndian/ AlaskanNative"
-Asian/ Pacific Islander: "Asian/ PacIslander"
-Black: "Black"
-White: "White"
-Some Other Race/ Unknown: "Other/ Unknown"

Asian and Pacific Islander were combined due to the low number of individuals who identify with these races. Some Other Race and Unknown were collapsed as neither provide information of the race with which the individual identifies.

## Future Race Data:

Incarcerated individuals' race are collected at booking and stored in the Offender Management System. Beginning August 5th, the process for collecting race changed to assure more accurate reporting. With this change, race options improved and now includes definitions of each race option, with the potential for selecting multiple races. Additionally, the procedure for acquiring race information from the individual now reflects the race with which the individual identifies. Finally, Hispanic, Latino, or Spanish Origin is captured with a separate yes/no identification. Both Race and Hispanic, Latino, or Spanish Origin will require a selection. These new data will become available once these changes are fully implemented and utilized.

## Gender Data:

In this report, gender data are categorized as follows:
-Cisgender Female: Sex female, identifies female ("Female")
-Cisgender Male: Sex male, identifies male ("Male")
-Transgender Female: Sex male, identifies female ("Transgender")
-Transgender Male: Sex female, identifies male ("Transgender")
-Intersex: A term referring to people who have physical markers that differ from the medical definitions of male or female ("Intersex")

NOTE: Transgender Female and Transgender Male were combined into one category: "Transgender" for this report.
For more information regarding Gender Identification, Care, and Custody for all Vermont incarcerated individuals (in-state and out-of-state), see DOC Directive 423.01: Gender Identification, Care, and Custody (hyperlinked here).

# VT Department of Corrections:

# SFI-Designation Report 9/30/2020

This report contains point-in-time analyses that are up-to-date as of 10pm on the date listed. In-depth SFI-Designation breakdowns over a variety of topics are provided in this report. The information contained in pages 1-6 deliver context and explanation for the data included.

## Booking Statuses:

**The following list describes the booking status for individuals incarcerated in VT correctional facilities (either in-state or out-of-state). Booking Status indicates the individual's circumstance relative to their court case.**

### Sentenced Statuses:

- Sentenced: convicted of crime(s)
-Sentenced/Detained: convicted of crime(s) and held pre-trial for other crime(s)
-Sentenced W/Hold: convicted of crime(s) and held for US Marshals or other jurisdiction
-Sentenced/Detained W/Hold: (rare) convicted of crime(s), held pre-trial for other crime(s), and held for US Marshals or other jurisdiction

### Detained Statuses:

-Detained: awaiting conviction for crime(s)
-Detained W/Hold: awaiting conviction for crime(s) and held for US Marshals or other jurisdiction

### Hold Status:

Hold: being held for US Marshals or other jurisdiction

**NOTE: Individuals in each booking status are considered in the custody of the Commissioner of Corrections. The Commissioner has authority to make release decisions for incarcerated individuals with a "sentenced only" booking status consistent with the law and taking public safety into consideration. All other booking statuses require action by another authority (e.g. the court), to release a person from incarceration.**

## Releasing Individuals from Incarceration:

Convicted individuals are sentenced to serve a minimum and maximum term by the court for each crime they commit. Individuals may be housed past their minimum release date but must be released by their maximum release date. Individuals with a "sentenced only" booking status (without detained, hold status) are eligible for release by the authority of the Commissioner of Corrections. All other booking statuses require action by another authority (such as the court) for release. See below for explanations of why an individual might be released from incarceration and the booking status(es) to which this reason might apply.

**Bail Paid:** Released from incarceration due to paying required bail amount (Detained status)

**Court Order:** Released from incarceration by authority of the court (Detained status)

**Reached Maximum Release Date**: Reached maximum release date and is released into the community, no longer under DOC supervision (Sentenced & Detained statuses)

**Released to Community Supervision:** Released from incarceration, but still supervised by the DOC via a probation & parole office (Sentenced & Detained statuses)

**Released to US Marshals/Other State:** Released to US Marshals/other authority (Hold Status)

# VT Department of Corrections: SFI-Designation Report 9/30/2020

This report contains point-in-time analyses that are up-to-date as of 10pm on the date listed. In-depth SFI-Designation breakdowns over a variety of topics are provided in this report. The information contained in pages 1-6 deliver context and explanation for the data included.

## Crime Types

**Incarcerated individuals are classified into different Crime Types based on the most serious crime for which they are sentenced, detained, or held. For example, 01:Fel./Serious. The number (e.g., 01) indicates the severity of the crime ranked from 01-11 from most severe to least severe. Next, the Crime Type displays whether the most serious crime was a felony (Fel.) or misdemeanor (Misd.). Finally, the category of crime is provided (e.g., Serious). See below for examples of each Crime Type. Each individual is counted once in the crime type data.**

### Crime Type Examples:

**01:Fel./Serious:** Aggravated Assault, Aggravated Sexual Assault, Murder
**02:Fel./Person:** Assault and Robbery, Lewd and Lascivious
**03:Fel./Property:** Burglary Occupied, Grand Larceny, Arson
**04:Fel./Drug:** Dealing, Trafficking, Possession and Sale
**05:Fel./MotorV:** DUI 3 or more
**06:Fel./Other:** Obstruction of Justice, Fugitive
**07:Misd./Person:** Domestic Assault, Simple Assault
**08:Misd./Property:** Unlawful Trespass, Retail Theft
**09:Misd./Drug:** Possession of drugs
**10:Misd./MotorV:** Careless and Negligent Operation
**11:Misd./Other:** Violations Conditions of Release

## Vermont Correctional Facilities

**See below for a list of Vermont's Correctional Facilities, their location, and capacity.**

### Chittenden Regional Correctional Facility (CRCF):
**Location:** South Burlington, VT; **Capacity:** 177

### Marble Valley Regional Correctional Facility (MVRCF):
**Location:** Rutland, VT; **Capacity:** 118

### Northeast Correctional Complex (NECC):
**Location:** St. Johnsbury, VT; **Capacity:** 219

### Northern State Correctional Facility (NSCF):
**Location:** Newport, VT; **Capacity:** 433

### Northwest State Correctional Facility (NWSCF):
**Location:** Swanton, VT; **Capacity:** 255

### Southern State Correctional Facility (SSCF):
**Location:** Springfield, VT; **Capacity:** 377

### Tallahatchie County Correctional Facility (TCCF):
**Location:** Tallahatchie, MS; **Contract Capacity:** 350
Out-of-state facility
Due to lack of in-state capacity, VT DOC transfers VT incarcerated individuals to an out-of-state facility via a contract in accordance with the statutory state contracting process. CoreCivic, which operates TCCF, was the successful bidder in this process; as a result VT incarcerated individuals are sent to this facility.

# VT Department of Corrections:
# SFI-Designation Report 9/30/2020

This report contains point-in-time analyses that are up-to-date as of 10pm on the date listed. In-depth SFI-Designation breakdowns over a variety of topics are provided in this report. The information contained in pages 1-6 deliver context and explanation for the data included.

## Risk to Reoffend:

**The VT DOC utilizes the Ohio Risk Assessment System (ORAS) to determine an offender's risk to reoffend or commit another crime. This measure is used for individuals being housed in correctional facilities and those under community supervision. The department uses the following instruments:**

### Prison Intake Tool (PIT):

Provided to all incarcerated individuals sentenced to a year or longer in a correctional facility. Informs risk reduction programming (RRP) eligibility. 4 levels of risk, with scores varying by gender: Low, Moderate, High, Very High

### Community Supervision Tool (CST):

Administered to offenders under community supervision: within 2 weeks of intake, 3 months after release from incarceration to community supervision, and/or annually and/or upon significant changes in community status. 4 levels of risk, with scores varying by gender: Low, Moderate, High, Very High

### Reentry Tools:

Administered to incarcerated individuals sentenced to a year or longer. Provided within 6-8 weeks before being released to the community. 3 levels of risk, with scores varying by gender: Low, Moderate, High

## Violent Crime Status:

**Offenders convicted of one or more statutorily listed offenses outlined in 13 VSA §5301 are deemed to have committed a violent crime, referred to as "listed" in our system. Examples of violent (or listed) crimes include but are not limited to: murder, aggravated assault, sexual assault, burglary, driving under the influence, sale or delivery of illicit drugs. This report uses the "listed" crimes as proxy for violent crimes.**

**Due to the nature of these crimes, special consideration toward victims is required in release decision making. Committing a violent crime does not always directly correlate with an offender's risk to reoffend.**

# VT Department of Corrections:
# SFI-Designation Report 9/30/2020

This report contains point-in-time analyses that are up-to-date as of 10pm on the date listed. In-depth SFI-Designation breakdowns over a variety of topics are provided in this report. The information contained in pages 1-6 deliver context and explanation for the data included.

## Incarcerating Individuals Past Minimum Release Reasons:

**Convicted offenders are sentenced to serve a minimum and maximum term by the court for each crime they commit. Individuals may be housed past their minimum release date but must be released by their maximum release date. Individuals with a "sentenced only" booking status (without detained, hold status) are eligible for release by the authority of the Commissioner of Corrections. All other booking statuses require action by another authority (such as the court) for release. See below for explanations/examples of reasons why someone might be housed past their minimum release date.**

**Furlough Violation/Inappropriate for Furlough:** Returned from community supervision for a fixed length of time due to a technical violation, or "interrupting" release to furlough due to individual's behavior/risk to community

**Graduated Sanction:** Short term incarceration in response to technical violations that allow for continuation in completing community sentence

**Hold for US Marshals/Other State:** Held in VT facilities until under appropriate federal/state jurisdiction

**Incomplete Programming:** Required programming in progress, pending start, or termination/suspension due to behavior issues

**Lack of Housing:** No appropriate housing upon entry into the community

**Pending Other Charge(s):** Ex: Violation of supervision that results in new charge

**Refusing Furlough/Mandated Services:** Refusing services required by sentence or furlough placement

**Scheduled for Release at Max Date:** Due to concerns for safety of community, scheduled to release at maximum end date

**Violent Crime/Inappropriate for Release:** Offenders who committed violent crime(s) and are unsafe for release to community

# VT Department of Corrections:

## SFI-Designation Report

## Population Data

# VT DOC SFI-Designation Report:

## Population Data 9/30/2020*

### Incarcerated Population: SFI-Designation by Gender (N=1,409)

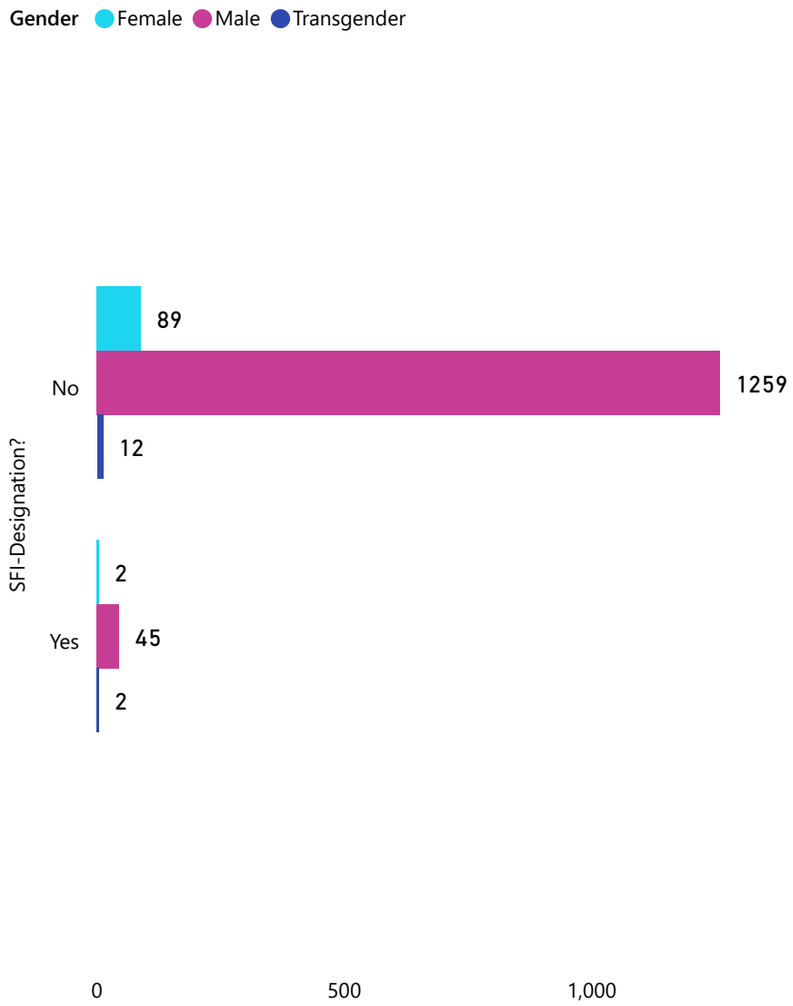


### Incarcerated Population by SFI-Designation (N=1,409)

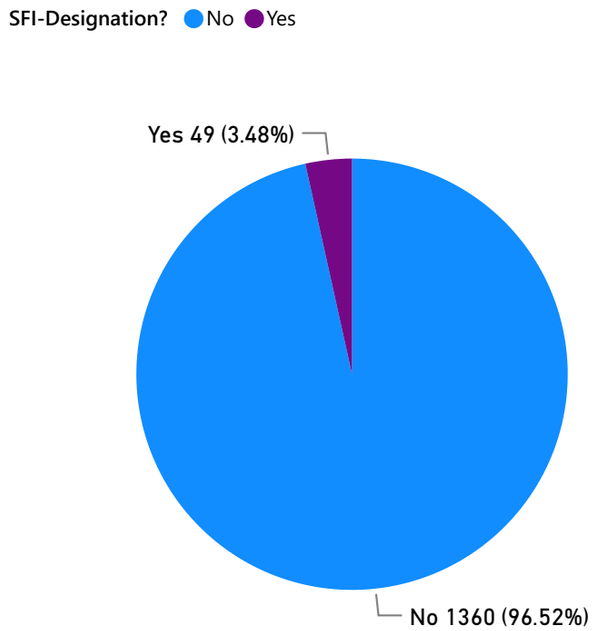


**1,198** VT in-state population

**211** VT out-of-state population

**1,409** Total VT incarcerated population

### Incarcerated Population: SFI-Designation by Race (N=1,409)

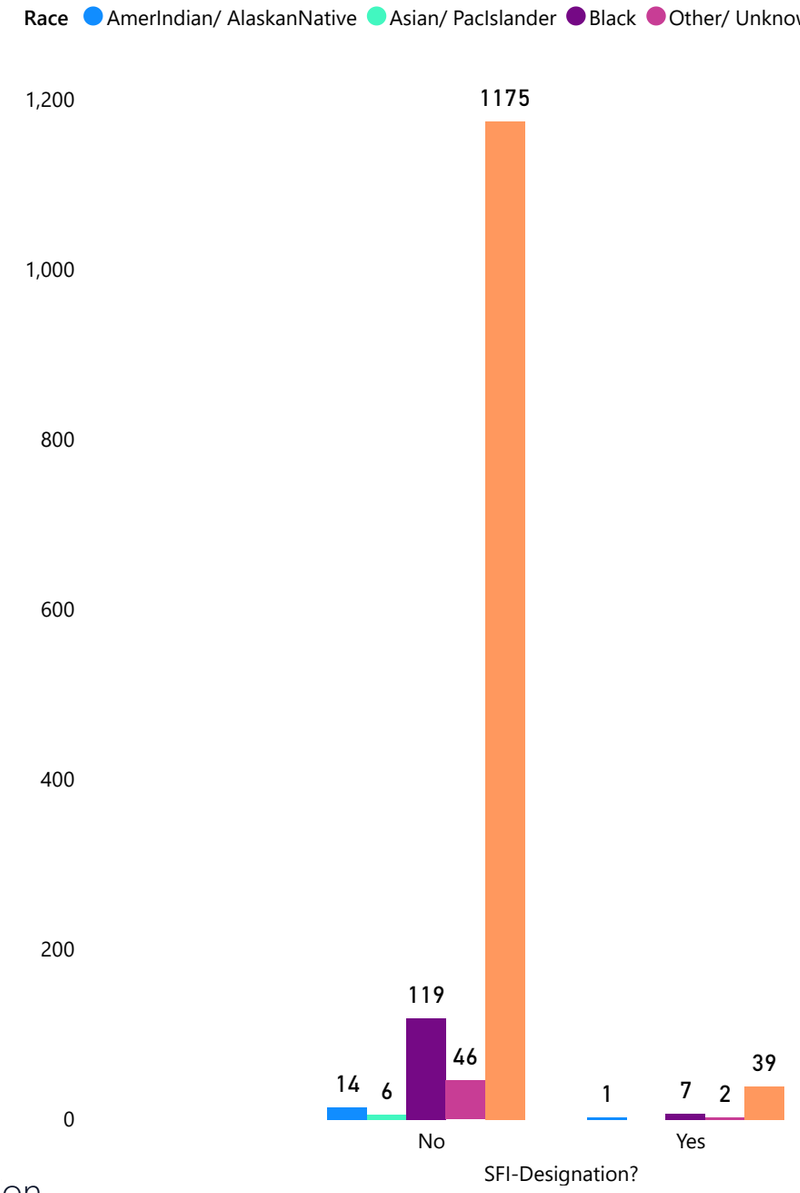


*Note: Daily Counts are accurate as of 10pm on the date listed

# VT DOC SFI-Designation Report:

## Population Data 9/30/2020*

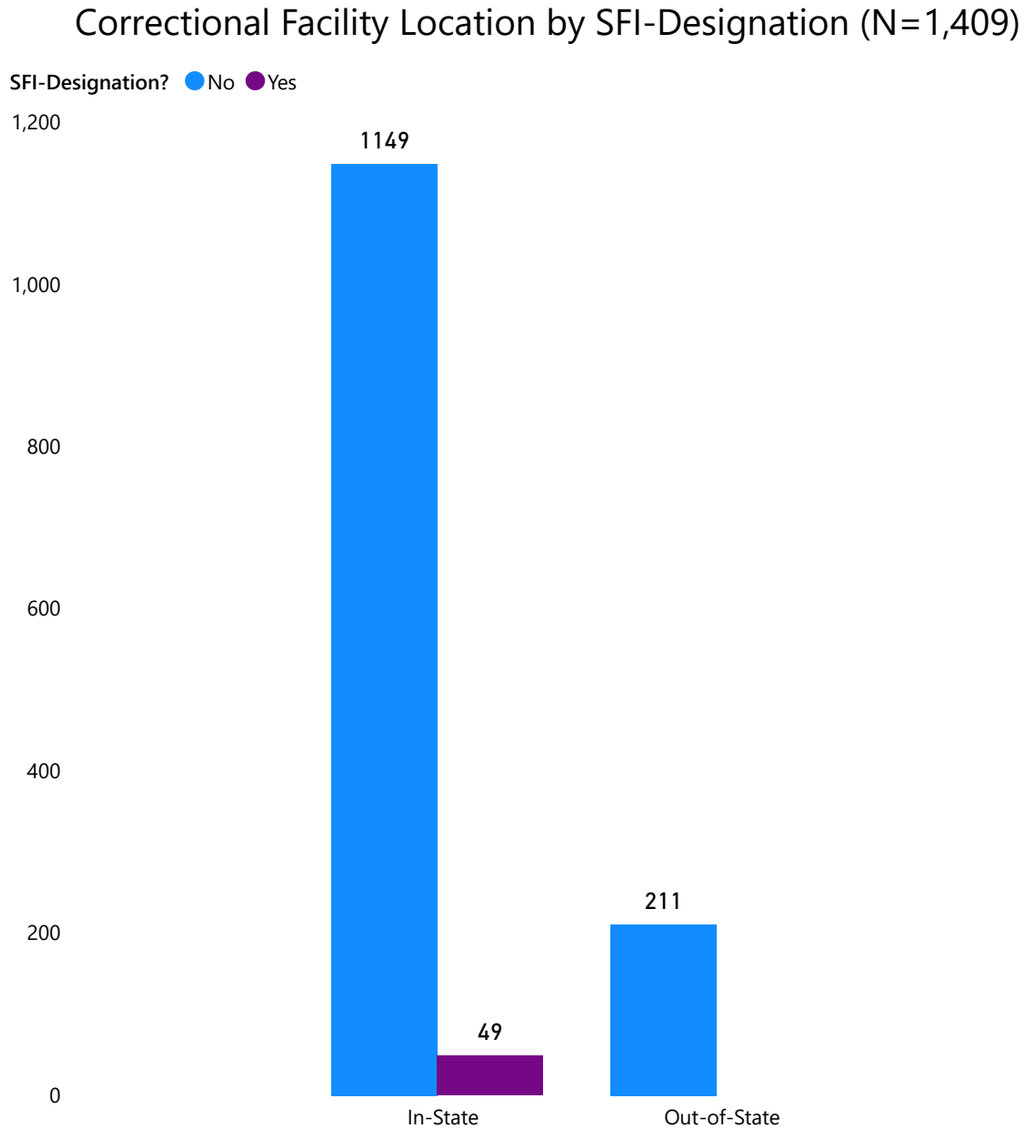


Incarcerated Population: Correctional Facility by SFI-Designation (N=1,409)

| SFI-Designation? | No | | Yes | | **Total** | |
|---|---|---|---|---|---|---|
| Facility | Count | % | Count | % | **Count** | **%** |
| CRCF | 91 | 6.7% | 2 | 4.1% | **93** | **6.6%** |
| MVRCF | 93 | 6.8% | | | **93** | **6.6%** |
| NECC | 134 | 9.9% | 2 | 4.1% | **136** | **9.7%** |
| NSCF | 358 | 26.3% | 9 | 18.4% | **367** | **26.0%** |
| NWSCF | 198 | 14.6% | 9 | 18.4% | **207** | **14.7%** |
| SSCF | 275 | 20.2% | 27 | 55.1% | **302** | **21.4%** |
| TCCF | 211 | 15.5% | | | **211** | **15.0%** |
| **Total** | **1360** | **100.0%** | **49** | **100.0%** | **1409** | **100.0%** |

DOC Correctional Facilities Key:

CRCF = Chittenden Regional Correctional Facility;
MVRCF = Marble Valley Regional Correctional Facility;
NECC = Northeast Correctional Complex;
NSCF = Northern State Correctional Facility;
NWSCF = Northwest State Correctional Facility;
SSCF = Southern State Correctional Facility
TCCF = Tallahatchie County Correctional Facility (Mississippi)

*Note: Daily Counts are accurate as of 10pm on the date listed

Due to lack of in-state capacity, VT DOC transfers VT incarcerated individuals to an out-of-state facility via a contract in accordance with the statutory state contracting process. CoreCivic, which operates TCCF, was the successful bidder in this process; as a result VT incarcerated individuals are sent to this facility. Prior to being sent out of state, the VT DOC conducts a comprehensive physical, mental and substance use disorder screening and assessment of each potential out-of-state candidate. Those,who by statute are designated as SFI are not eligible to be sent out-of-state. Similarly, if an out-of-state incarcerated individual's clinical and functional status deteriorates such that they would be designated as SFI were they in VT, they will be transferred back to a VT in-state correctional facility.

# VT DOC SFI-Designation Report:

## Population Data 9/30/2020*

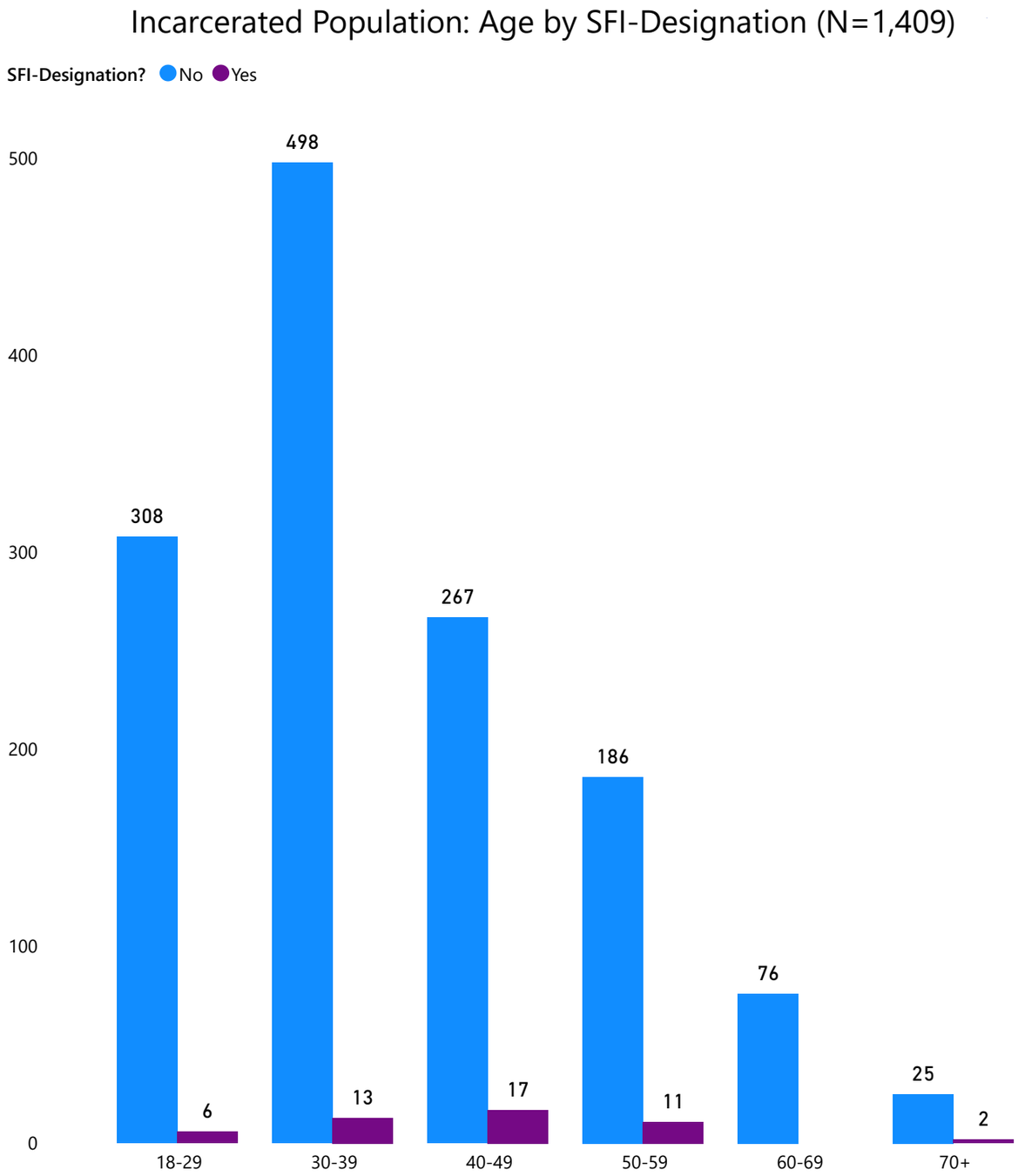


Incarcerated Population: Booking Status by SFI-Designation (N=1,409)

| SFI-Designation? | No | | Yes | | **Total** | |
|---|---|---|---|---|---|---|
| Booking Status | Count | % | Count | % | **Count** | **%** |
| Detained | 326 | 94.8% | 18 | 5.2% | **344** | **100.0%** |
| Hold | 57 | 100.0% | | | **57** | **100.0%** |
| Sentenced | 977 | 96.9% | 31 | 3.1% | **1008** | **100.0%** |
| **Total** | **1360** | **96.5%** | **49** | **3.5%** | **1409** | **100.0%** |

Booking Statuses: *Detained* = awaiting conviction for crime(s); *Detained W/Hold* = awaiting conviction for other crime(s) and held for US Marshals or other jurisdiction; *Hold:* being held for US Marshals or other jurisdiction.; *Sentenced* = convicted of crime(s); *Sentenced/Detained* = convicted of crime(s) and held pre-trial for other crime(s); *Sentenced W/Hold* = convicted of crime(s) and held for US Marshals or other jurisdiction; *Sentenced/Detained W/Hold (*rare) = convicted of crime(s), held pre-trial for other crime(s), and held for US Marshals or other jurisdiction.

*Note: Daily Counts are accurate as of 10pm on the date listed

# VT DOC SFI-Designation Report:

## Population Data 9/30/2020*

Incarcerated Population: Crime Type by SFI-Designation (N=1,409)

| SFI-Designation? | No | | Yes | | **Total** | |
|---|---|---|---|---|---|---|
| Crime Type | Count | % | Count | % | **Count** | **%** |
| 01:Fel./Serious | 781 | 57.4% | 35 | 71.4% | **816** | **57.9%** |
| 02:Fel./Person | 121 | 8.9% | 4 | 8.2% | **125** | **8.9%** |
| 03:Fel./Property | 195 | 14.3% | 4 | 8.2% | **199** | **14.1%** |
| 04:Fel./Drug | 52 | 3.8% | | | **52** | **3.7%** |
| 05:Fel./MotorV | 47 | 3.5% | 1 | 2.0% | **48** | **3.4%** |
| 06:Fel./Other | 39 | 2.9% | | | **39** | **2.8%** |
| 07:Misd./Person | 53 | 3.9% | 4 | 8.2% | **57** | **4.0%** |
| 08:Misd./Property | 3 | 0.2% | | | **3** | **0.2%** |
| 09:Misd./Drug | 3 | 0.2% | | | **3** | **0.2%** |
| 10:Misd./MotorV | 3 | 0.2% | 1 | 2.0% | **4** | **0.3%** |
| 11:Misd./Other | 9 | 0.7% | | | **9** | **0.6%** |
| Uncategorized | 54 | 4.0% | | | **54** | **3.8%** |
| **Total** | **1360** | **100.0%** | **49** | **100.0%** | **1409** | **100.0%** |

Crime Type Examples:

01:Fel./Serious: Aggravated Assault, Aggravated Sexual Assault, Murder
02:Fel./Person: Assault and Robbery, Lewd and Lascivious
03:Fel./Property: Burglary Occupied, Grand Larceny, Arson
04:Fel./Drug: Dealing, Trafficking, Possession and Sale
05:Fel./MotorV: DUI3 or more
06:Fel./Other: Obstruction of Justice, Fugitive
07:Misd./Person: Domestic Assault, Simple Assault
08:Misd./Property: Unlawful Trespass, Retail Theft
09:Misd./Drug: Possession of drugs
10:Misd./MotorV: Careless and Negligent Operation
11:Misd./Other: Violations Conditions of Release

Note: All Uncategorized Crime Types have a Hold Status

*Note: Daily Counts are accurate as of 10pm on the date listed

# VT Department of Corrections:

## SFI-Designation Report

## Violent Crime & Risk to Reoffend Data

# VT DOC SFI-Designation Report:

## Sentenced Population- Violent Crime Data 9/30/2020*

Sentenced Population: SFI-Designation (N=1,008)

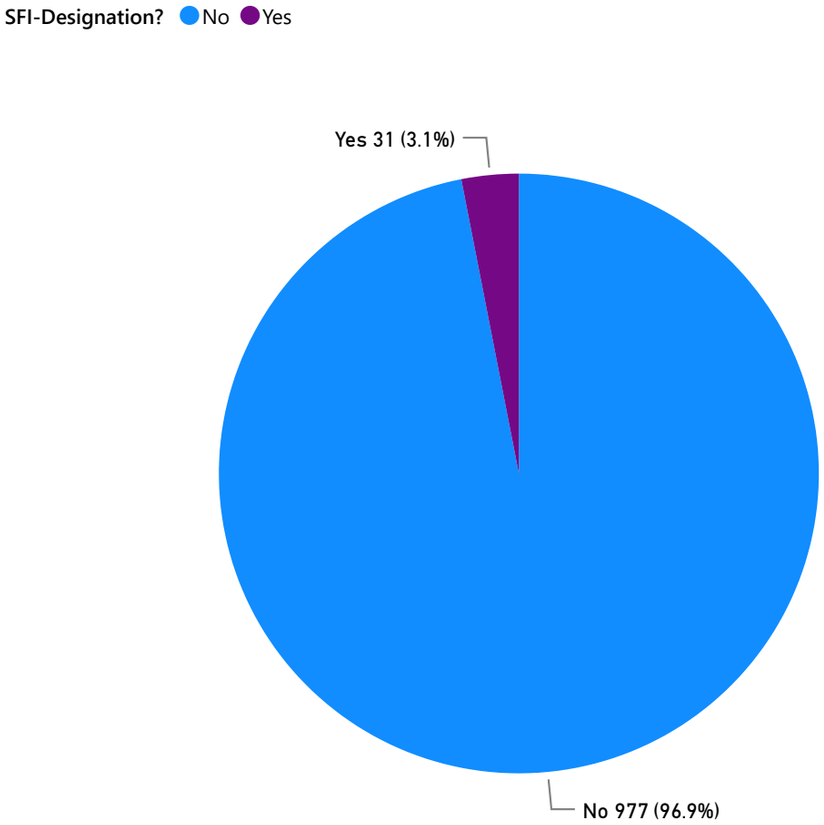


Sentenced Population: Violent Crime Status by SFI-Designation (N=1,008)

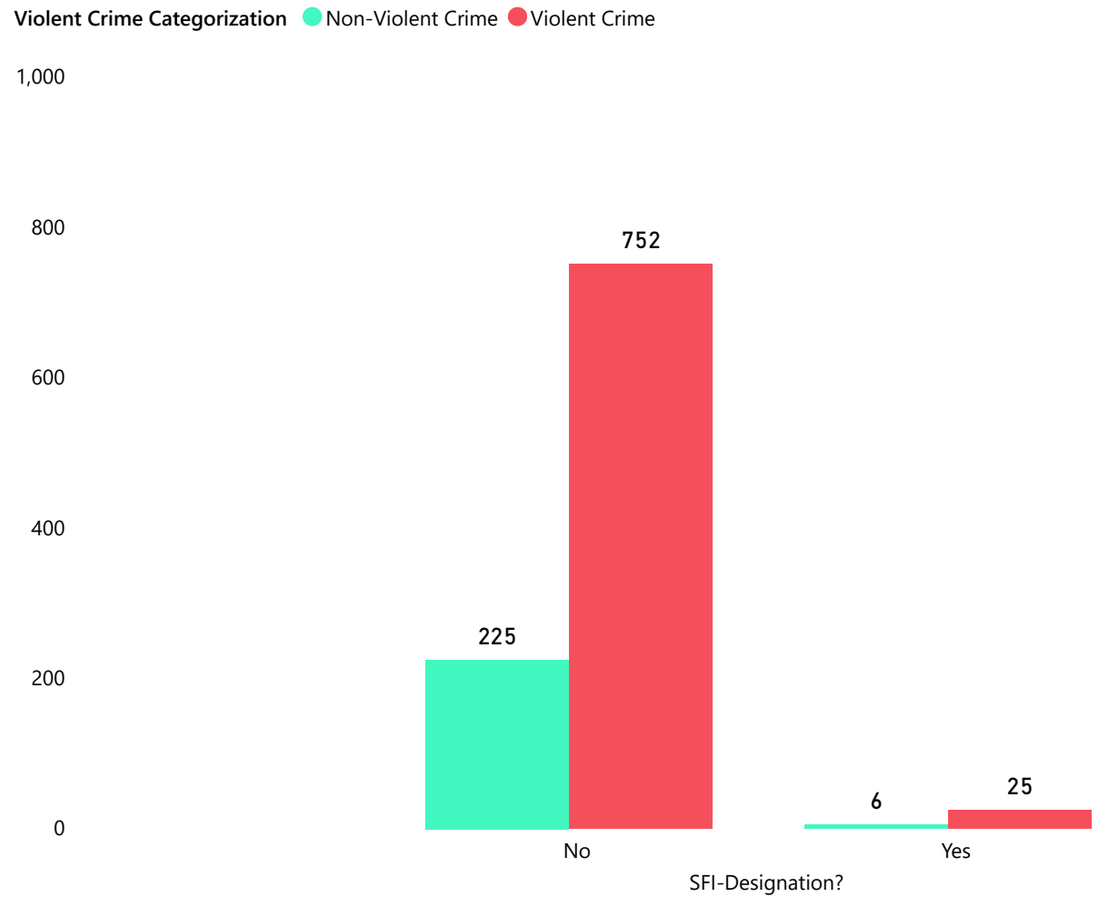


1,008 Total Sentenced Population

This includes:

- 881 Sentenced only population
- 83 Sentenced & Detained for other crime(s)
- 42 Sentenced w/Hold for US Marshals/Other State
- 2 Sentenced & Detained w/Hold

*Note: Daily Counts are accurate as of 10pm on the date listed

**Violent Crime information is provided for the offender's most violent crime committed. See page 5 for more detailed violent crime information.

# VT DOC SFI-Designation Report:

## Sentenced Population- Violent Crime Data 9/30/2020*

Sentenced Population: Risk to Reoffend (N=1,008)

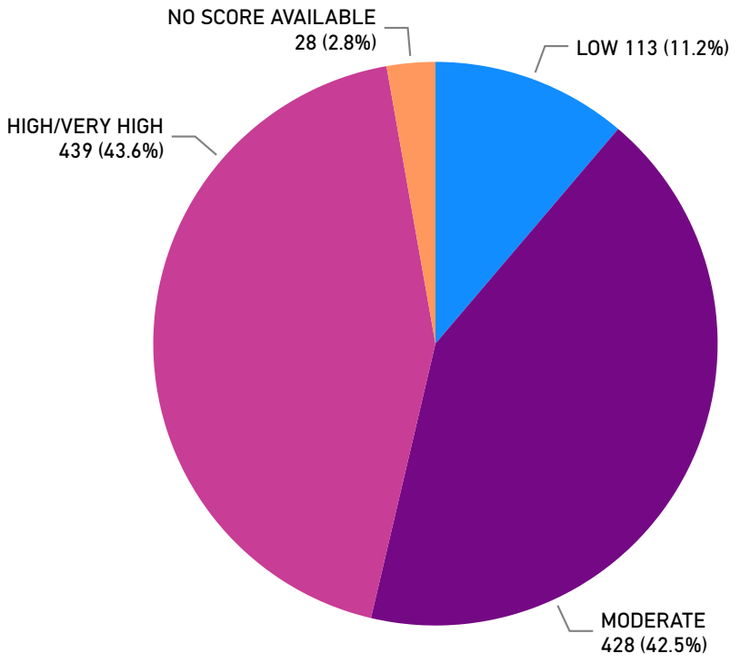


Sentenced Population: Risk to Reoffend by SFI-Designation (N=1,008)**

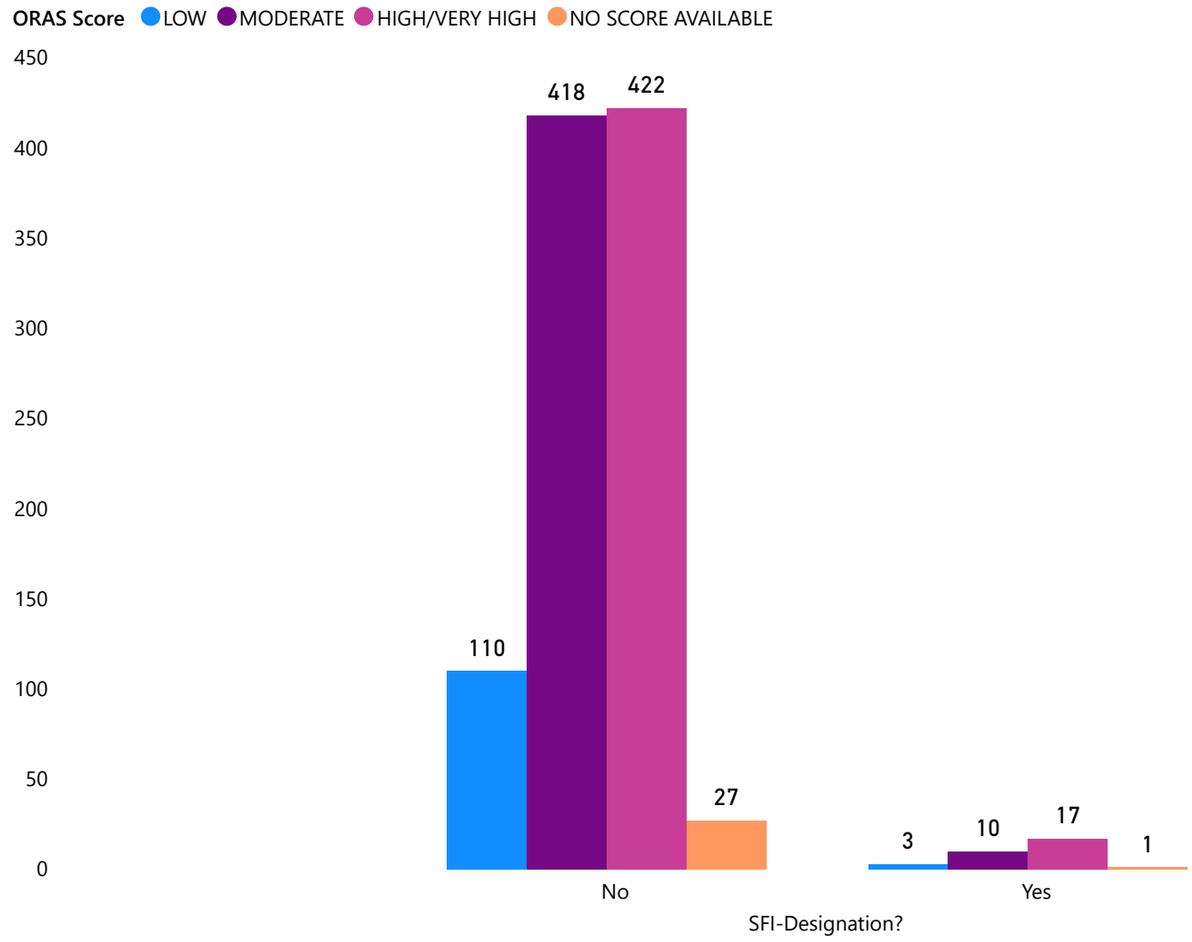


*Note: Daily Counts are accurate as of 10pm on the date listed

**Risk to Reoffend information includes sentenced only individuals who have a risk assessment completed for their current arrest. *High* and *Very High* categories were combined for cohesion across risk assessment tools. Individuals with No Score either do not qualify to be tested or do not yet have one due to the timing of their incarceration. See page 5 for a description of Risk to Reoffend measures utilized by the DOC.

# VT Department of Corrections:

## SFI-Designation Report

## Minimum Release Data

# VT DOC SFI-Designation Report:
# Sentenced Only Population Minimum Release Data 9/30/2020*

4

Median Months from Minimum Release Date**

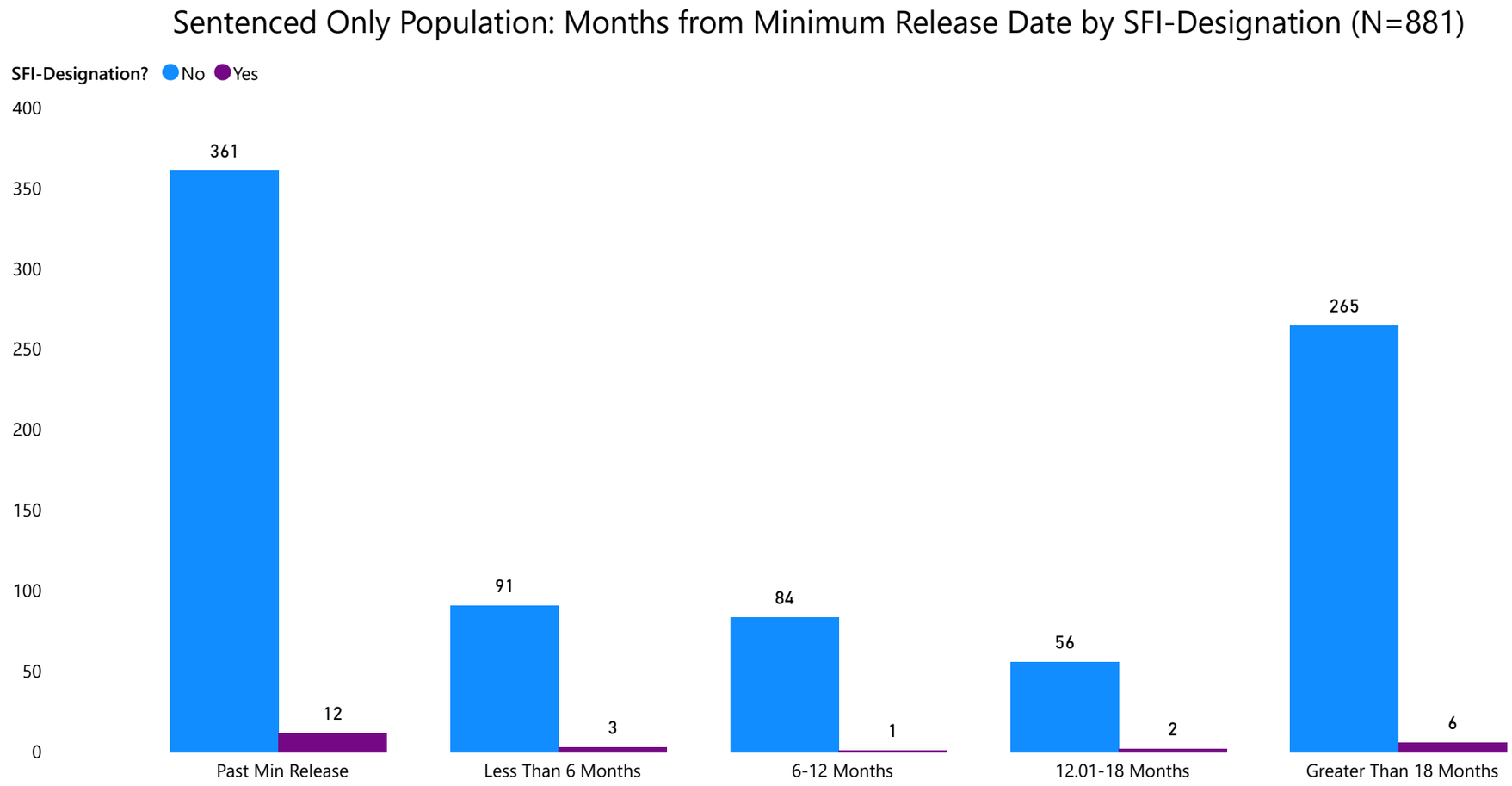


*Note: Daily Counts are accurate as of 10pm on the date listed.

The information in the figure above provides the months incarcerated individuals have from their minimum release sentence date. This information is presented linearly. Thus, those who are past their minimum release are presented on the left. All the information presented to the right of those Past Min Release are not yet to their minimum release date. See page 6 for reasons why an incarcerated individual might be held past their minimum release date.

**Due to outliers in the data, a median was used in place of an average for length of segregation placements this month. A median is the middle value in a range of numbers, where 50% of the population falls above this number and 50% of the population falls below this number.

# VT DOC SFI-Designation Report: Sentenced Only Population Minimum Release Data 9/30/2020*

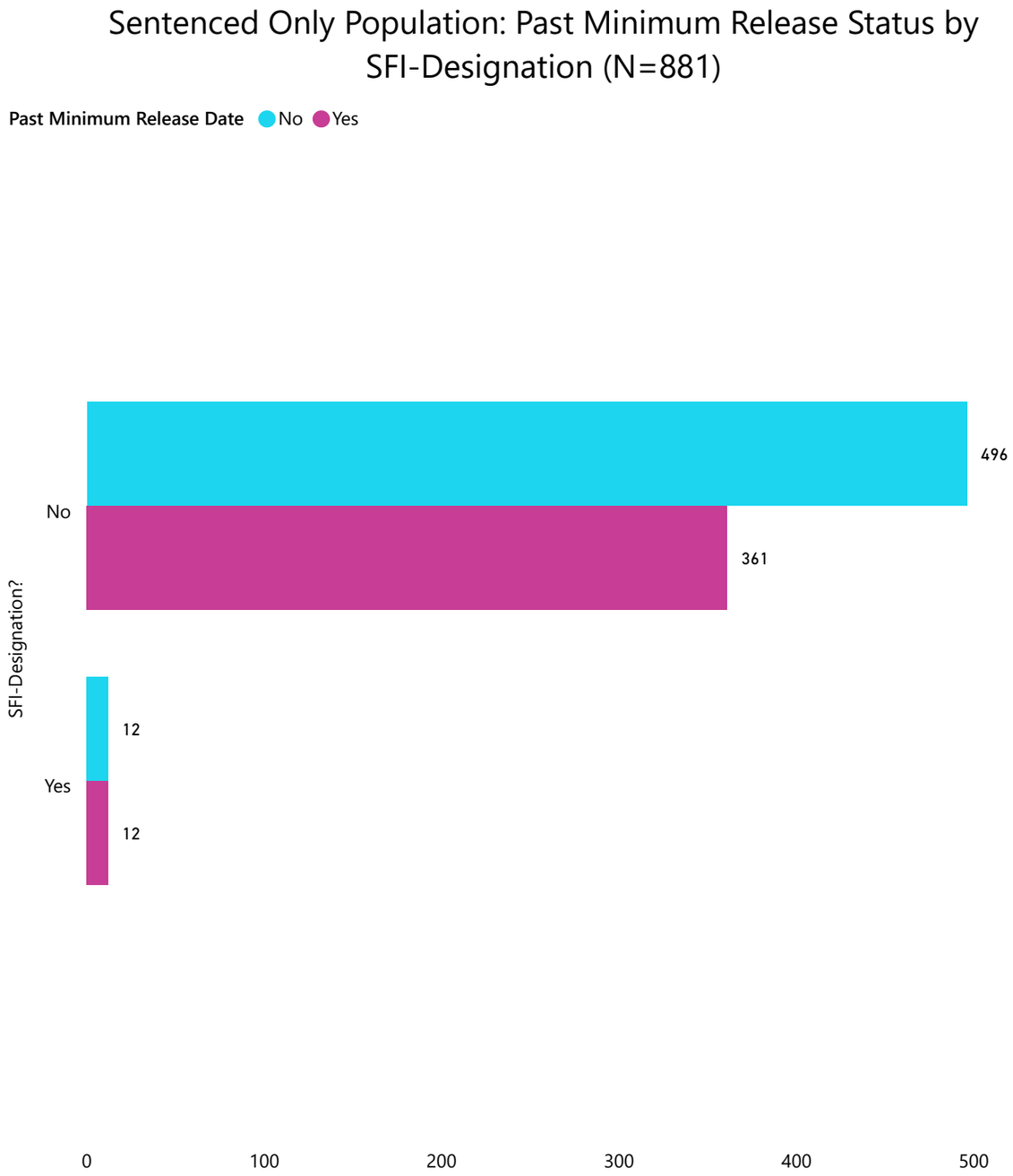


373 Sentenced only (no detained, hold status) individuals were incarcerated past their minimum release date

These were derived from:

- 1,409 Total incarcerated population (includes in-state & out-of-state)
- 1,008 Incarcerated individuals with a sentenced status
- 881 Sentenced only individuals (no detained, hold status)
- 373 Sentenced only individuals housed past minimum release

*Note: Daily Counts are accurate as of 10pm on the date listed.

# VT DOC SFI-Designation Report: Sentenced Only Population Past Minimum Release Date 9/30/2020*

Sentenced Only Population Past Minimum Release: SFI-Designation (N=373)

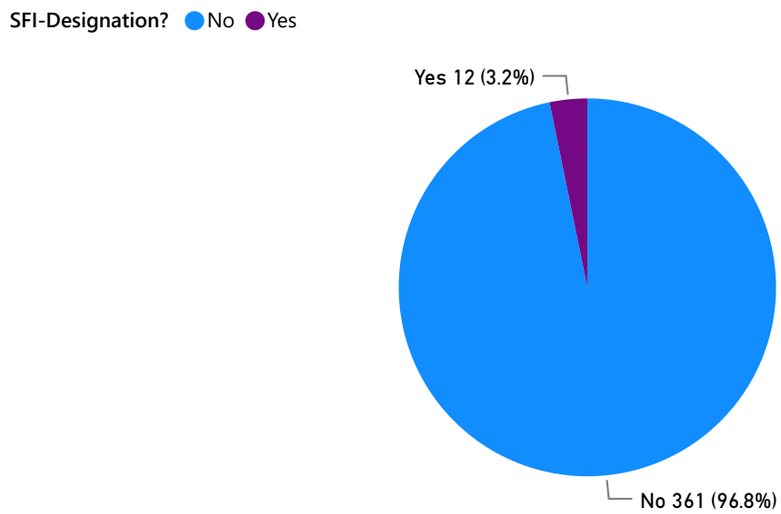


Sentenced Only Population Past Minimum Release: SFI-Designation by Gender (N=373)

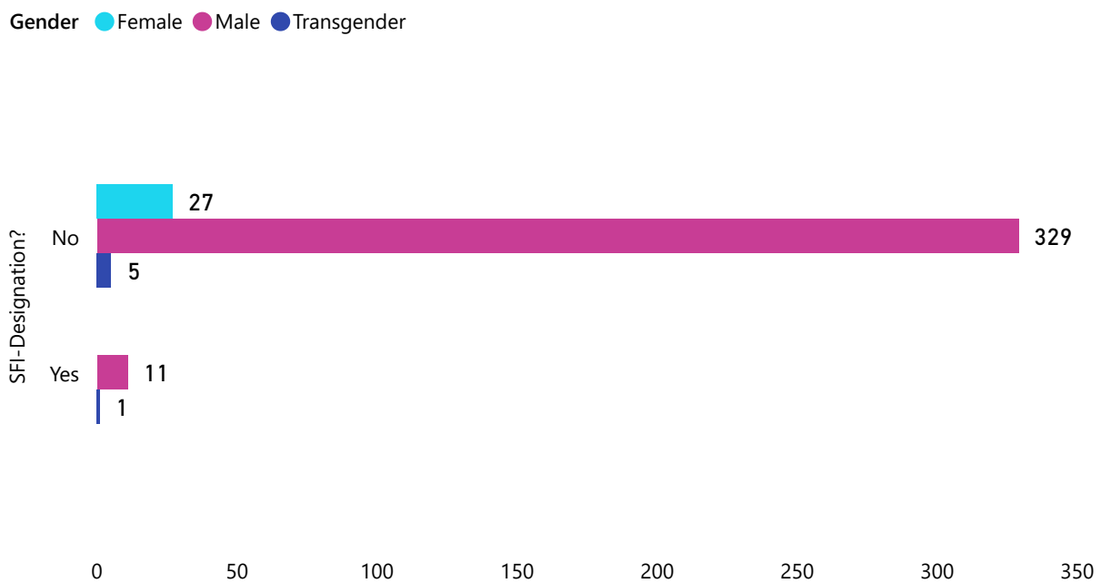


Sentenced Only Population Past Minimum Release: SFI-Designation by Race (N=373)

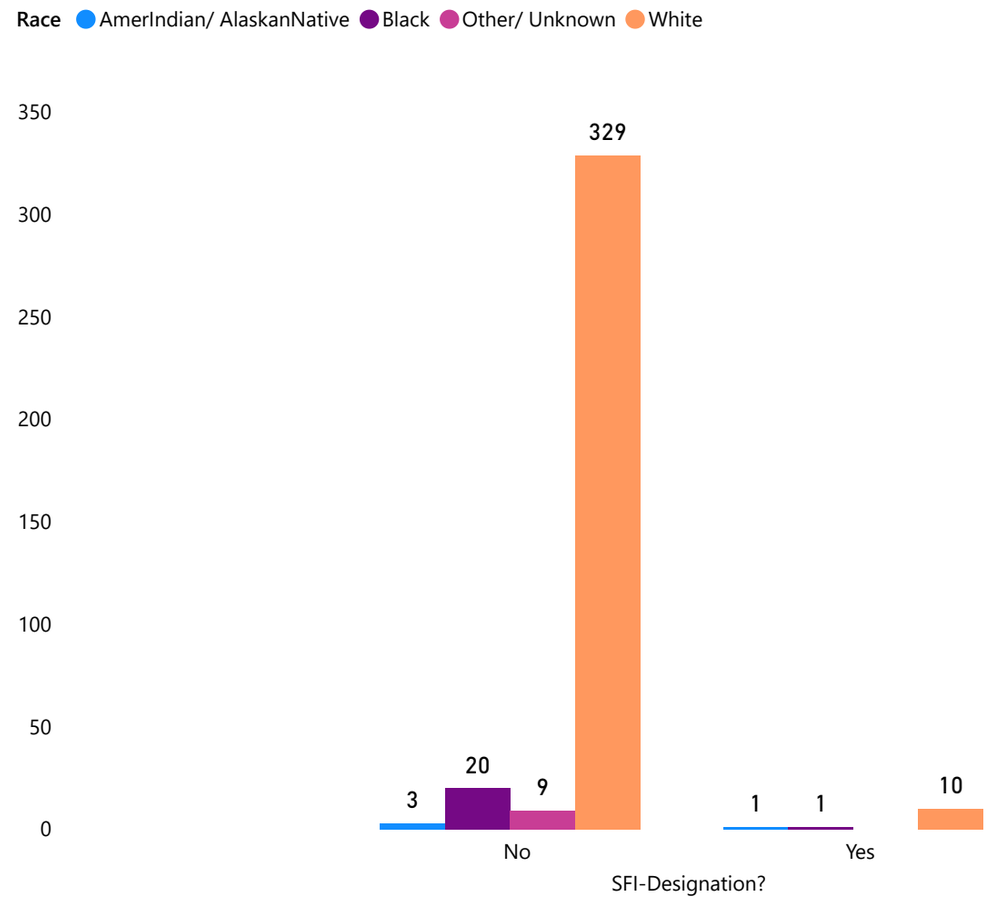


*Note: Daily Counts are accurate as of 10pm on the date listed

# VT DOC SFI-Designation Report:

## Sentenced Only Population Housed Past Minimum Release Date 9/30/2020*

Sentenced Only Population: Reason for Incarceration Past Minimum Release Date by SFI-Designation (N=373)**

| SFI-Designation? | No | | Yes | | **Total** | |
|---|---|---|---|---|---|---|
| Reason for Incarceration Past Min Release | Count | % | Count | % | **Count** | **%** |
| Furlough Violation/Inappropriate for Furlough | 131 | 36.3% | 2 | 16.7% | **133** | **35.7%** |
| Incomplete Programming | 85 | 23.5% | 1 | 8.3% | **86** | **23.1%** |
| Lack of Housing | 60 | 16.6% | 7 | 58.3% | **67** | **18.0%** |
| Pending Other Charge(s) | 31 | 8.6% | 1 | 8.3% | **32** | **8.6%** |
| Refusing Furlough/Mandated Services | 25 | 6.9% | | | **25** | **6.7%** |
| Scheduled for Release at Max Date | 18 | 5.0% | | | **18** | **4.8%** |
| Violent Crime- Inappropriate for Release | 7 | 1.9% | | | **7** | **1.9%** |
| Hold for US Marshals/Other State | 4 | 1.1% | | | **4** | **1.1%** |
| Graduated Sanction | | | 1 | 8.3% | **1** | **0.3%** |
| **Total** | **361** | **100.0%** | **12** | **100.0%** | **373** | **100.0%** |

36%

Of sentenced only (no detained, hold status) individuals housed past minimum release was due to Furlough Violation/ Inappropriate for Furlough

*Note: Daily Counts are accurate as of 10pm on the date listed.

**Some categories have small sample sizes, resulting in variable percents. For example, for those who have an SFI-designation, each individual counts as 10% of that population. See page 6 for definitions/examples of the Reasons for Incarceration Past Min Release.

# VT DOC SFI-Designation Report: Sentenced Only Population Past Minimum Release- Violent Crime Data 9/30/2020*

Sentenced Only Population Past Minimum Release: Violent Crime Categorization (N=373)

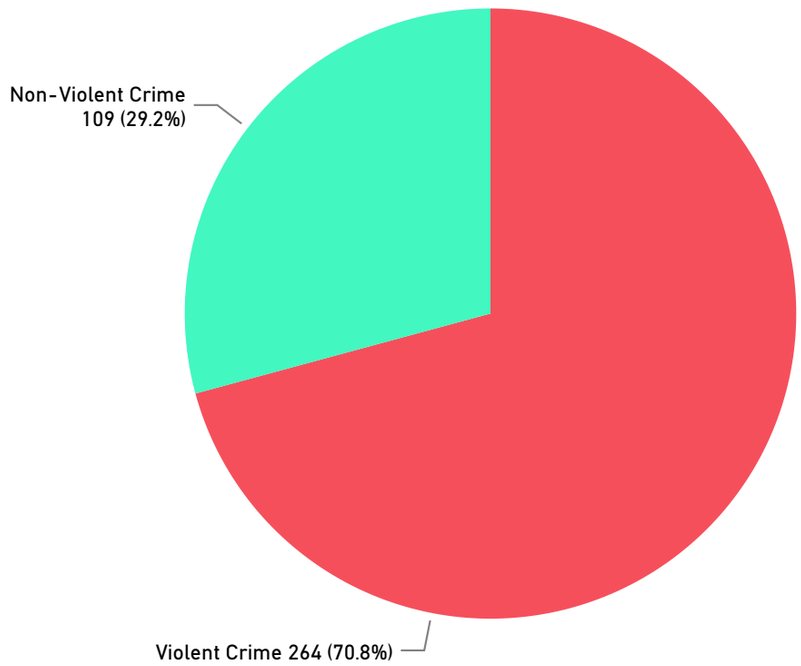


Sentenced Only Population Past Minimum Release: Violent Crime Categorization by SFI-Designation (N=373)**

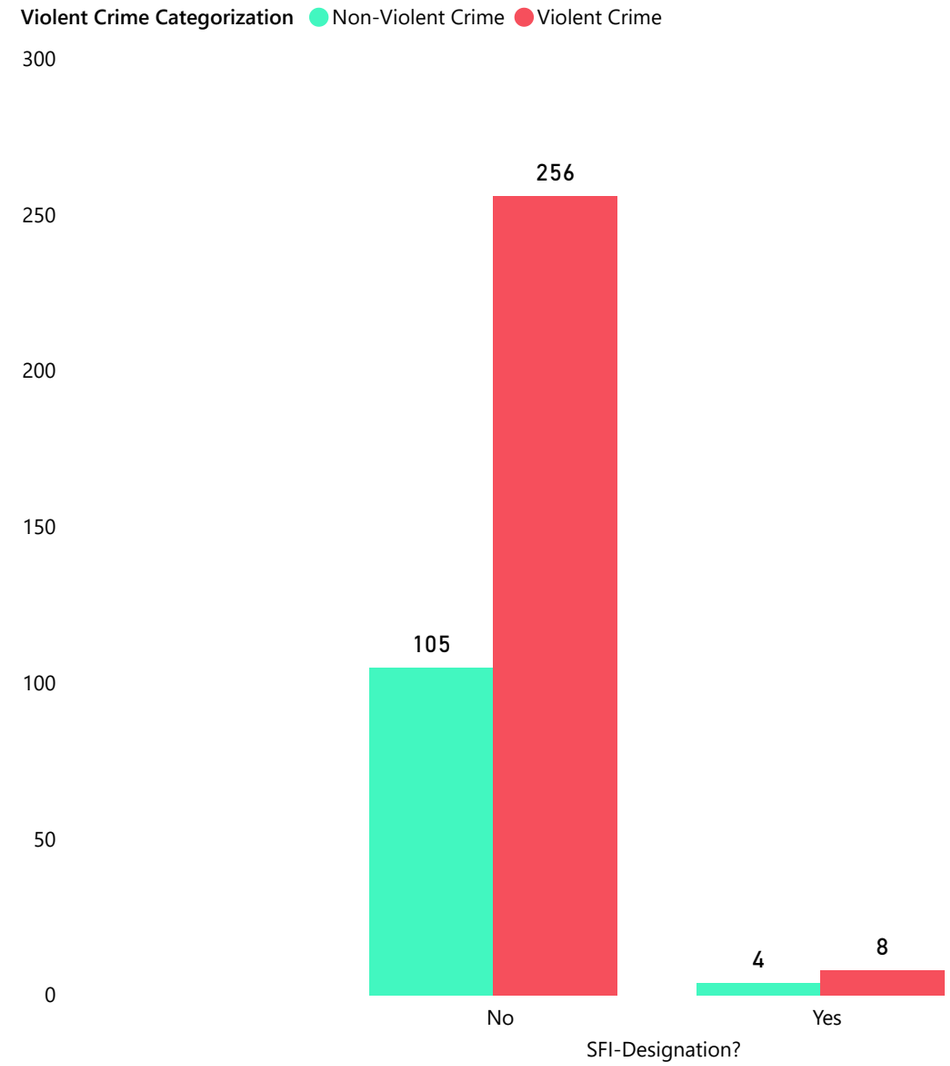


*Note: Daily Counts are accurate as of 10pm on the date listed

**Violent Crime information is provided for the offender's most violent crime committed. See page 5 for more detailed violent crime information.

# VT DOC SFI-Designation Report: Sentenced Only Population Past Minimum Release- Violent Crime Data 9/30/2020*

Sentenced Only Population Past Minimum Release: Risk to Reoffend (N=373)

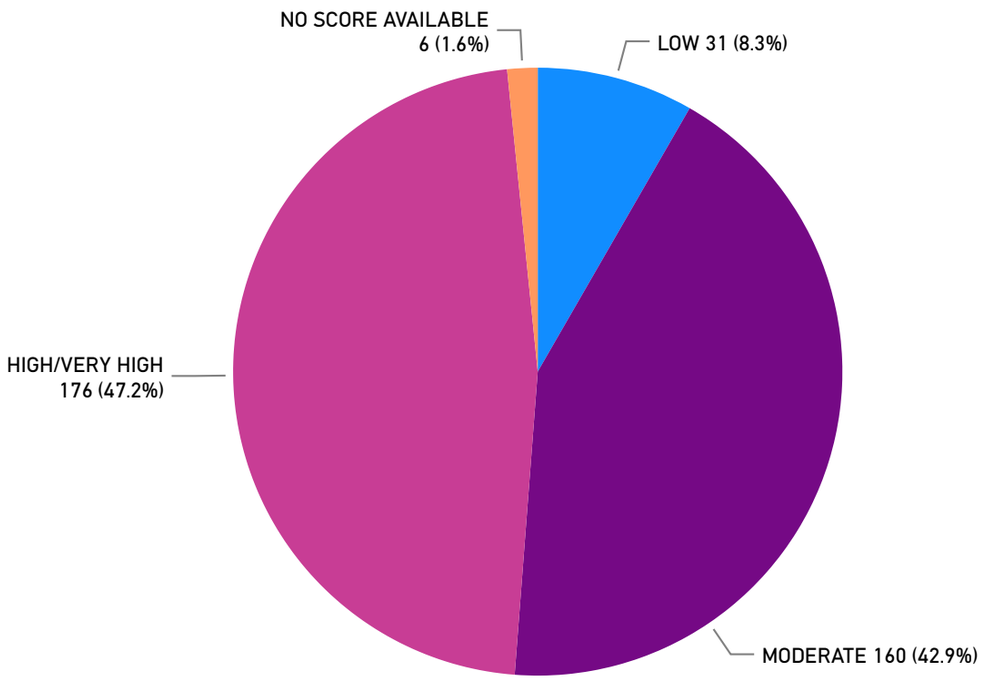


Sentenced Only Population Past Minimum Release: Risk to Reoffend by SFI-Designation (N=373)**

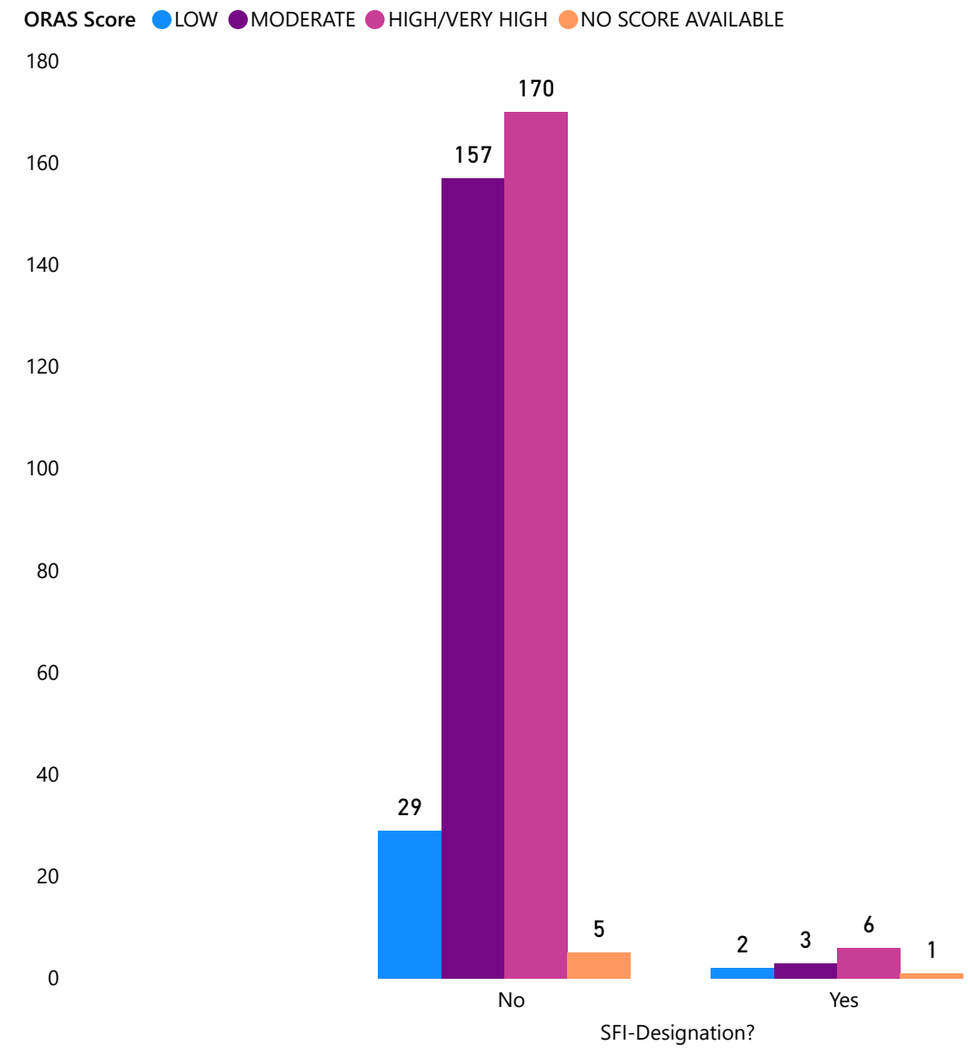


*Note: Daily Counts are accurate as of 10pm on the date listed

**Risk to Reoffend information includes sentenced only individuals who have a risk assessment completed for their current arrest. *High* and *Very High* categories were combined for cohesion across risk assessment tools. Individuals with No Score either do not qualify to be tested or do not yet have one due to the timing of their incarceration. See page 5 of this report for a description of Risk to Reoffend measures utilized by the DOC.

# VT Department of Corrections:

## SFI-Designation Report

## SFI-Designated Individuals Only

This section of the report contains information regarding the process of designation for incarcerated individuals who are SFI-Designated. For additional information/explanations of these processes, see page 1 of the report.

# VT DOC SFI-Designation Report:

## Population Data 9/30/2020*

## SFI-Designated Individuals Only

SFI-Designated Only: Designation Process by Gender (N=49)

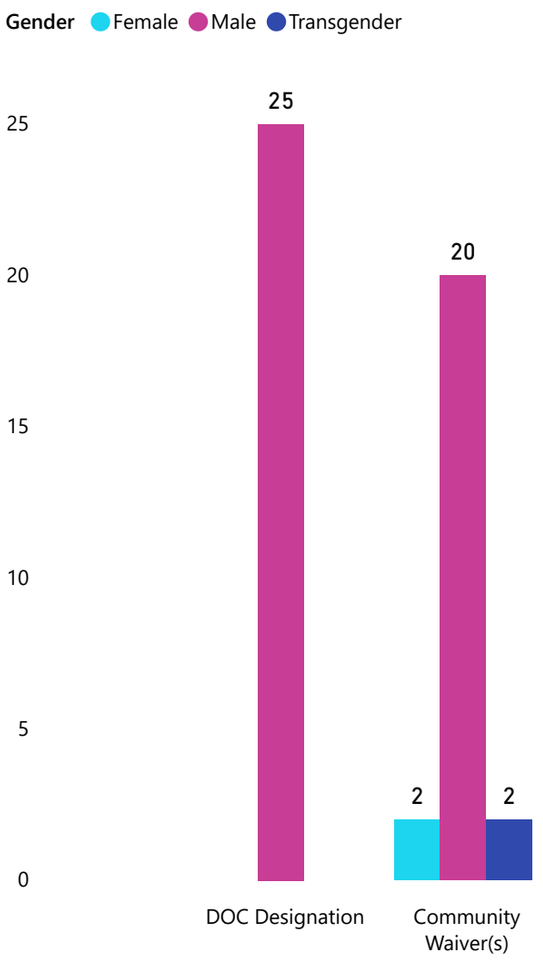


**49**

Individuals Were SFI-Designated this Month

SFI-Designated Only: Designation Process (N=49)

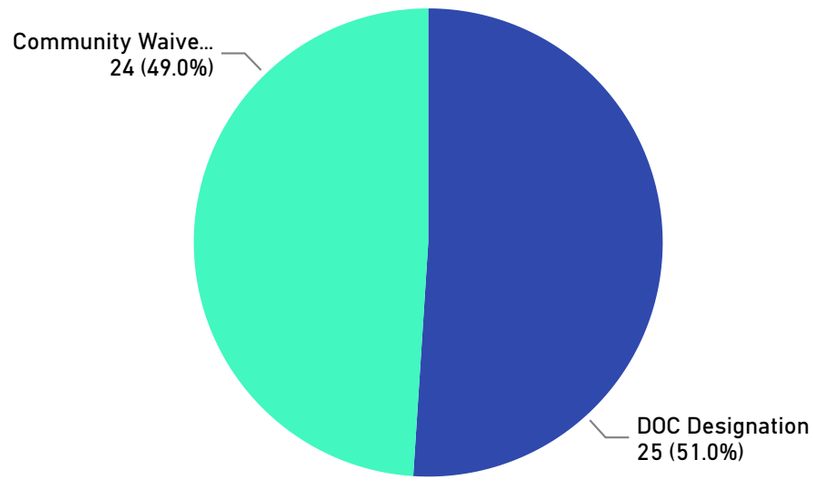


SFI-Designated Only: Designation Process by Race (N=49)

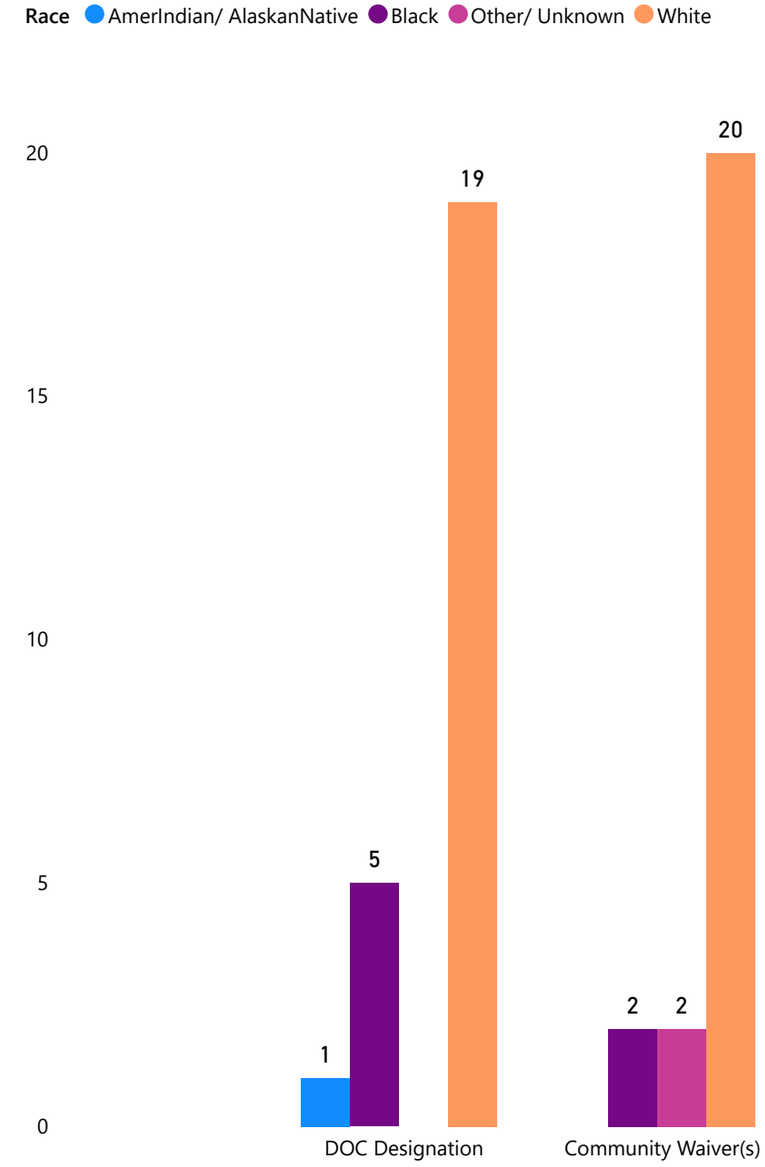


*Note: Daily Counts are accurate as of 10pm on the date listed

# VT DOC SFI-Designation Report:

## Population Data 9/30/2020*

## SFI-Designated Individuals Only

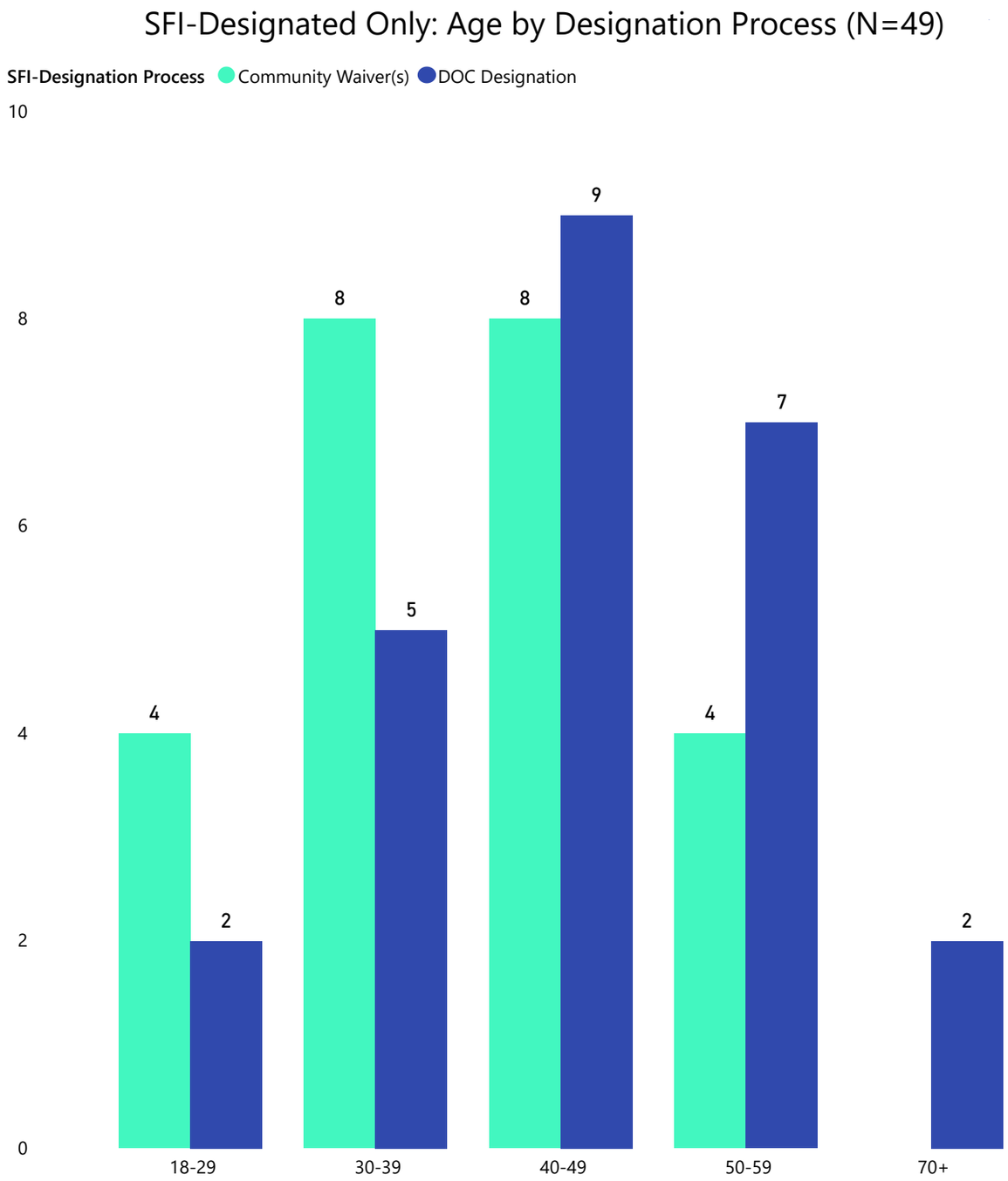


SFI-Designated Only: Booking Status by Designation Process (N=49)

| SFI-Designation Process | Community Waiver(s) | | DOC Designation | | **Total** | |
|---|---|---|---|---|---|---|
| Booking Status | Count | % | Count | % | **Count** | **%** |
| Detained | 15 | 83.3% | 3 | 16.7% | **18** | **100.0%** |
| Sentenced | 9 | 29.0% | 22 | 71.0% | **31** | **100.0%** |
| **Total** | **24** | **49.0%** | **25** | **51.0%** | **49** | **100.0%** |

Booking Statuses: *Detained* = awaiting conviction for crime(s); *Detained W/Hold* = awaiting conviction for other crime(s) and held for US Marshals or other jurisdiction; *Hold:* being held for US Marshals or other jurisdiction.; *Sentenced* = convicted of crime(s); *Sentenced/Detained* = convicted of crime(s) and held pre-trial for other crime(s); *Sentenced W/Hold* = convicted of crime(s) and held for US Marshals or other jurisdiction; *Sentenced/Detained W/Hold* (rare) = convicted of crime(s), held pre-trial for other crime(s), and held for US Marshals or other jurisdiction.

*Note: Daily Counts are accurate as of 10pm on the date listed

# VT DOC SFI-Designation Report:

## Population Data 9/30/2020*

## SFI-Designated Individuals Only

SFI-Designated Only: Crime Type by Designation Process (N=49)

| SFI-Designation Process | Community Waiver(s) | | DOC Designation | | **Total** | |
|---|---|---|---|---|---|---|
| Crime Type | Count | % | Count | % | **Count** | **%** |
| 01:Fel./Serious | 16 | 66.7% | 19 | 76.0% | **35** | **71.4%** |
| 02:Fel./Person | 2 | 8.3% | 2 | 8.0% | **4** | **8.2%** |
| 03:Fel./Property | 1 | 4.2% | 3 | 12.0% | **4** | **8.2%** |
| 05:Fel./MotorV | 1 | 4.2% | | | **1** | **2.0%** |
| 07:Misd./Person | 3 | 12.5% | 1 | 4.0% | **4** | **8.2%** |
| 10:Misd./MotorV | 1 | 4.2% | | | **1** | **2.0%** |
| **Total** | **24** | **100.0%** | **25** | **100.0%** | **49** | **100.0%** |

SFI-Designated Only: Correctional Facility by Designation Process (N=49)

| SFI-Designation Process | Community Waiver(s) | | DOC Designation | | **Total** | |
|---|---|---|---|---|---|---|
| Facility | Count | % | Count | % | **Count** | **%** |
| CRCF | 2 | 8.3% | | | **2** | **4.1%** |
| NECC | 2 | 8.3% | | | **2** | **4.1%** |
| NSCF | 5 | 20.8% | 4 | 16.0% | **9** | **18.4%** |
| NWSCF | 5 | 20.8% | 4 | 16.0% | **9** | **18.4%** |
| SSCF | 10 | 41.7% | 17 | 68.0% | **27** | **55.1%** |
| **Total** | **24** | **100.0%** | **25** | **100.0%** | **49** | **100.0%** |

Crime Type Examples:

01:Fel./Serious: Aggravated Assault, Aggravated Sexual Assault, Murder
02:Fel./Person: Assault and Robbery, Lewd and Lascivious
03:Fel./Property: Burglary Occupied, Grand Larceny, Arson
04:Fel./Drug: Dealing, Trafficking, Possession and Sale
05:Fel./MotorV: DUI3 or more
06:Fel./Other: Obstruction of Justice, Fugitive
07:Misd./Person: Domestic Assault, Simple Assault
08:Misd./Property: Unlawful Trespass, Retail Theft
09:Misd./Drug: Possession of drugs
10:Misd./MotorV: Careless and Negligent Operation
11:Misd./Other: Violations Conditions of Release

Note: All Uncategorized Crime Types have a Hold Status

DOC Correctional Facilities Key:

CRCF = Chittenden Regional Correctional Facility;
MVRCF = Marble Valley Regional Correctional Facility;
NECC = Northeast Correctional Complex;
NSCF = Northern State Correctional Facility;
NWSCF = Northwest State Correctional Facility;
SSCF = Southern State Correctional Facility
TCCF = Tallahatchie County Correctional Facility (Mississippi)

# VT DOC SFI-Designation Report:

## Sentenced Population- Violent Crime Data 9/30/2020*

## SFI-Designated Individuals Only

### SFI-Designated Sentenced Population: Risk to Reoffend by Designation Process (N=31)***

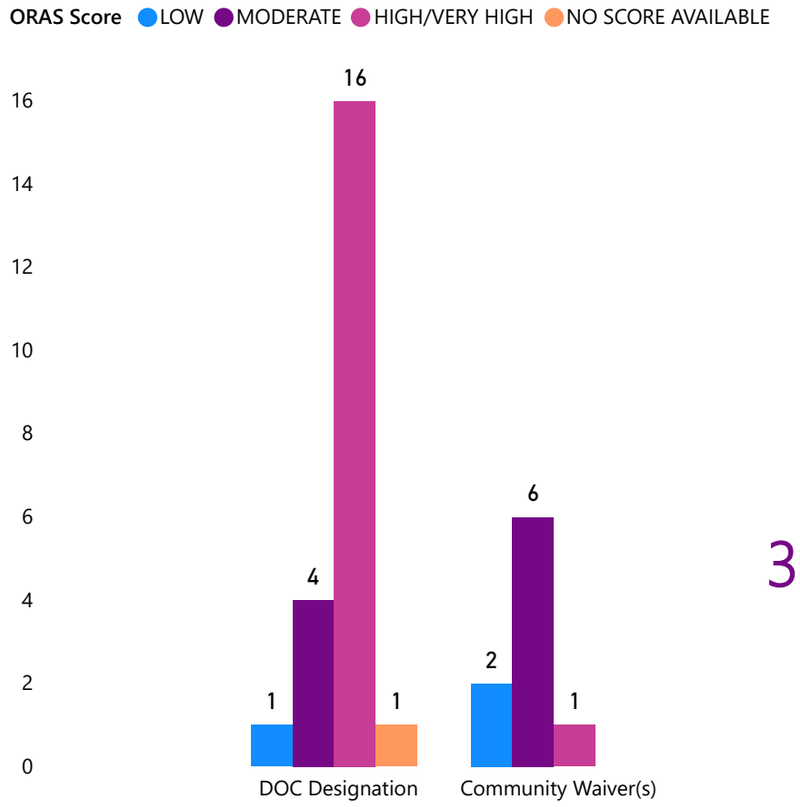


### SFI-Designated Sentenced Population: Designation Process (N=31)

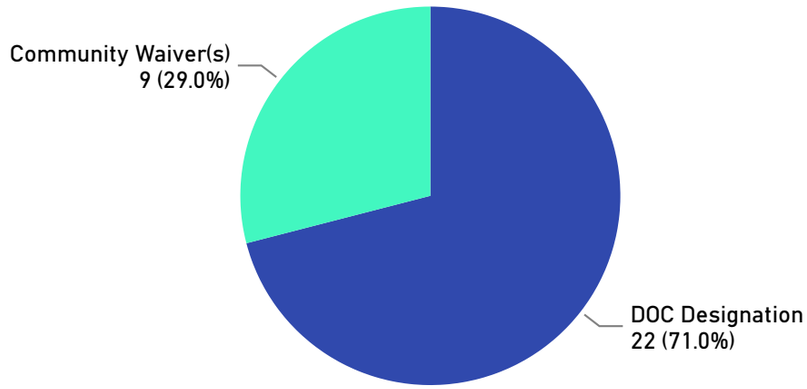


**31** Sentenced individuals were SFI-Designated this month. This includes:

- 24 Sentenced only population
- 3 Sentenced & Detained for other crime(s)
- 3 Sentenced w/Hold for US Marshals/Other State
- 1 Sentenced & Detained w/Hold

### SFI-Designated Sentenced Population: Violent Crime Status by Designation Process (N=31)**

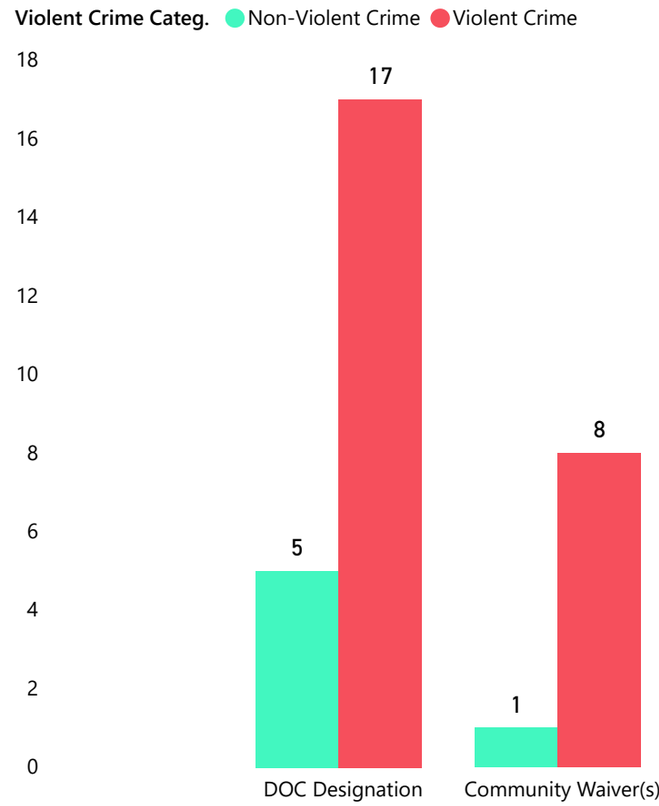


*Note: Daily Counts are accurate as of 10pm on the date listed

**Violent Crime information is provided for the offender's most violent crime committed. See page 5 for more detailed violent crime information.

**Risk to Reoffend information includes sentenced only individuals who have a risk assessment completed for their current arrest. *High* and *Very High* categories were combined for cohesion across risk assessment tools. Individuals with No Score either do not qualify to be tested or do not yet have one due to the timing of their incarceration. See page 5 for a description of Risk to Reoffend measures utilized by the DOC.

# VT DOC SFI-Designation Report: Sentenced Only Population Housed Past Minimum Release Date 9/30/2020* SFI-Designated Individuals Only

SFI-Designated Sentenced Only Population: Reason for Incarceration Past Minimum Release Date by Designation Process (N=12)**

| SFI-Designation Process | Community Waiver(s) | | DOC Designation | | **Total** | |
|---|---|---|---|---|---|---|
| Reason for Incarceration Past Min Release | Count | % | Count | % | **Count** | **%** |
| Lack of Housing | 2 | 66.7% | 5 | 55.6% | **7** | **58.3%** |
| Furlough Violation/Inappropriate for Furlough | | | 2 | 22.2% | **2** | **16.7%** |
| Graduated Sanction | 1 | 33.3% | | | **1** | **8.3%** |
| Incomplete Programming | | | 1 | 11.1% | **1** | **8.3%** |
| Pending Other Charge(s) | | | 1 | 11.1% | **1** | **8.3%** |
| **Total** | **3** | **100.0%** | **9** | **100.0%** | **12** | **100.0%** |

*Note: Daily Counts are accurate as of 10pm on the date listed.

**Some categories have small sample sizes, resulting in variable percents. For example, for those who have an SFI-designation, each individual counts as 12.5% of that population. See page 6 for definitions/examples of the Reasons for Incarceration Past Min Release.

SFI-Designated Sentenced Only Population: Designation Process (N=12)

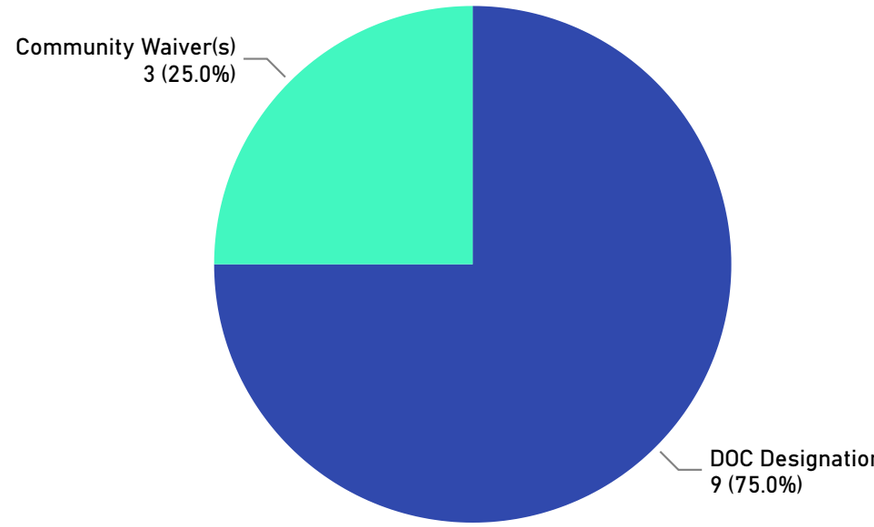


12 Sentenced only (no detained, hold status) SFI-designated individuals were incarcerated past their minimum release date. These were derived from:

- 49 Incarcerated individuals with an SFI-designation
- 31 SFI-designated sentenced individuals
- 24 SFI-designated sentenced only individuals
- 12 SFI-designated sentenced only individuals housed past minimum release