

Vermont Department of Corrections:

In-State Incarcerated Individuals Release Report 1/1/2024 - 12/31/2024

This report includes all incarcerated individuals who have been released from Vermont in-state correctional facilities for the date range listed above. An individual may be incarcerated more than once during this time; moreover, multiple releases for the same arrest are not included in this report. Only incarcerated individuals' first release is included in the report. See below and the next page for an explanation of the information contained in this report.

Releasing Individuals from Incarceration:

Convicted individuals are sentenced to serve a minimum and maximum term by the court for each crime they commit. Individuals may be housed past their minimum release date but must be released by their maximum release date. Individuals with a "sentenced only" booking status (without detained, hold status) are eligible for release by the authority of the Commissioner of Corrections. All other booking statuses require action by another authority (such as the court) for release. See below for explanations of why an individual might be released from incarceration and the booking status(es) to which this reason might apply.

Bail Paid: Released from incarceration due to paying required bail amount (Detained status)

Court Order: Released from incarceration by authority of the court (Detained status)

Reached Maximum Release Date: Reached maximum release date and is released into the community, no longer under DOC supervision (Sentenced & Detained statuses)

Released to Community Supervision: Released from incarceration, but still supervised by the DOC via a probation & parole office (Sentenced & Detained statuses)

Released to US Marshals/Other State: Released to US Marshals/other authority (Hold Status)

Vermont Department of Corrections:

In-State Incarcerated Individuals Release Report 1/1/2024 - 12/31/2024

This report includes all incarcerated individuals who have been released from *Vermont in-state correctional facilities for the date range listed above*. An individual may be incarcerated more than once during this time; moreover, multiple releases for the same arrest are not included in this report. Only incarcerated individuals' first release is included in the report. See below and the next page for an explanation of the information contained in this report.

Booking Statuses:

The following list describes the booking status for individuals incarcerated in VT correctional facilities (either in-state or out-of-state). Booking Status indicates the individual's circumstance relative to their court case.

Sentenced Statuses:

- Sentenced: convicted of crime(s)
- Sentenced/Detained: convicted of crime(s) and held pre-trial for other crime(s)
- Sentenced W/Hold: convicted of crime(s) and held for US Marshals or other jurisdiction
- Sentenced/Detained W/Hold: (rare) convicted of crime(s), held pre-trial for other crime(s), and held for US Marshals or other jurisdiction

Detained Statuses:

- Detained: awaiting conviction for crime(s)
- Detained W/Hold: awaiting conviction for crime(s) and held for US Marshals or other jurisdiction

Hold Status:

Hold: being held for US Marshals or other jurisdiction

NOTE: Individuals in each booking status are considered in the custody of the Commissioner of Corrections. The Commissioner has authority to make release decisions for incarcerated individuals with a "sentenced only" booking status consistent with the law and taking public safety into consideration. All other booking statuses require action by another authority (e.g. the court), to release a person from incarceration.

Crime Types:

Incarcerated individuals are classified into different Crime Types based on the most serious crime for which they are sentenced, detained, or held. For example, 01:Fel./Serious. The number (e.g., 01) indicates the severity of the crime ranked from 01-11 from most severe to least severe. Next, the Crime Type displays whether the most serious crime was a felony (Fel.) or misdemeanor (Misd.). Finally, the category of crime is provided (e.g., Serious). See below for examples of each Crime Type. Each individual is counted once in the crime type data.

Crime Type Examples:

- 01:Fel./Serious:** Aggravated Assault, Aggravated Sexual Assault, Murder
- 02:Fel./Person:** Assault and Robbery, Lewd and Lascivious
- 03:Fel./Property:** Burglary Occupied, Grand Larceny, Arson
- 04:Fel./Drug:** Dealing, Trafficking, Possession and Sale
- 05:Fel./MotorV:** DUI 3 or more
- 06:Fel./Other:** Obstruction of Justice, Fugitive
- 07:Misd./Person:** Domestic Assault, Simple Assault
- 08:Misd./Property:** Unlawful Trespass, Retail Theft
- 09:Misd./Drug:** Possession of drugs
- 10:Misd./MotorV:** Careless and Negligent Operation
- 11:Misd./Other:** Violations Conditions of Release

VT DOC: In-State Incarcerated Individuals Release Report 1/1/2024 - 12/31/2024

This report includes all incarcerated individuals who have been released from *Vermont in-state correctional facilities for the date range listed above*. An individual may be incarcerated more than once during this time; moreover, multiple releases for the same arrest are not included in this report. Only incarcerated individuals' first release is included in the report. See below and the next page for an explanation of the information contained in this report.

Race Data:

In this report, race data are categorized as follows:

- American Indian/Alaskan Native: "AmerIndian/ AlaskanNative"
- Asian/ Pacific Islander: "Asian/ PaclIslander"
- Black or African American: "Black"
- White: "White"
- Some Other Race: "Other"

Some race categories are combined due to the low number of individuals who identify with these races. In some instances, individuals who identify as American Indian/Alaskan Native, Asian, Black or African American, Pacific Islander, and/or Some Other Race were combined and indicated by "People of Color."

Hispanic, Latino, or Spanish Identification is captured with a separate yes/no identification.

Both Race and Hispanic, Latino, or Spanish Identification require a selection.

Gender Data:

In this report, gender data are categorized as follows:

- Cisgender Woman: ("Women")
- Cisgender Man: ("Men")
- Transgender Woman: ("Transgender")
- Transgender Man: ("Transgender")
- Intersex: ("Intersex")
- Other: Individuals who do not identify with any of the above gender categories ("Other")

NOTE: Transgender Woman, Transgender Man, Intersex, and Other were combined into one category: "Transgender & Other" for this report due to low numbers of individuals who identify with these genders. For more information regarding Gender Identification, Care, and Custody for all Vermont incarcerated individuals (in-state and out-of-state), see [DOC Directive 423.01: Gender Identification, Care, and Custody \(hyperlinked here\)](#).

VT Department of Corrections: Release Report

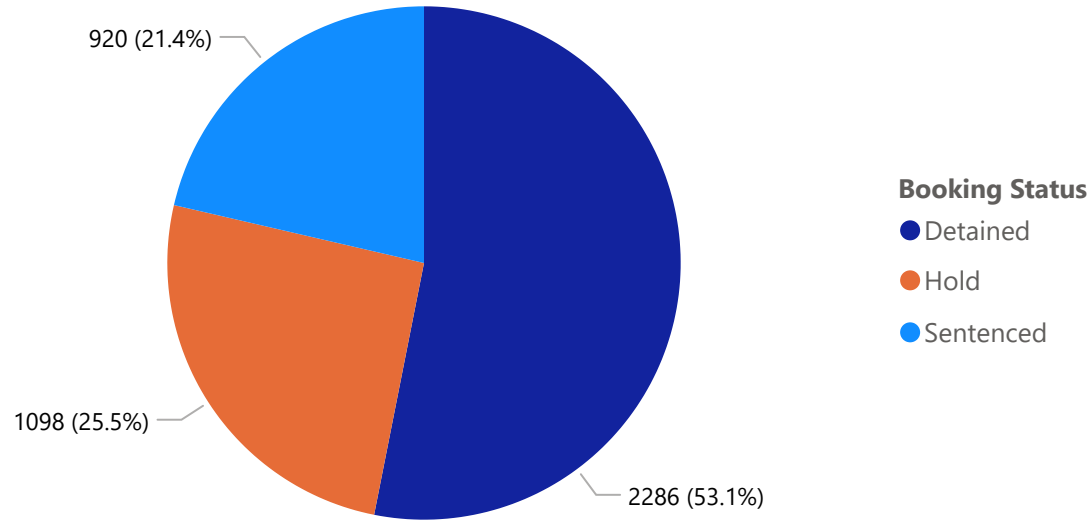
Individuals Released

This section of the report includes the number of individuals who have been **released from Vermont in-state correctional facilities**. Some individuals were released multiple times during this time period. The following section (pages 5-7) of this report contain information for only their first release.

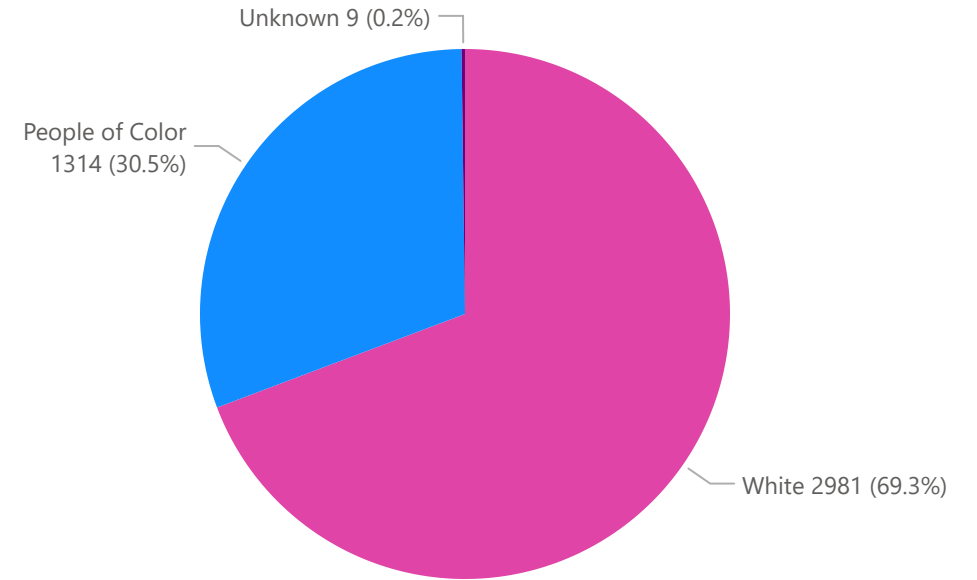
VT DOC: In-State Incarcerated Individuals Release Report 1/1/2024 - 12/31/2024

Individuals Released

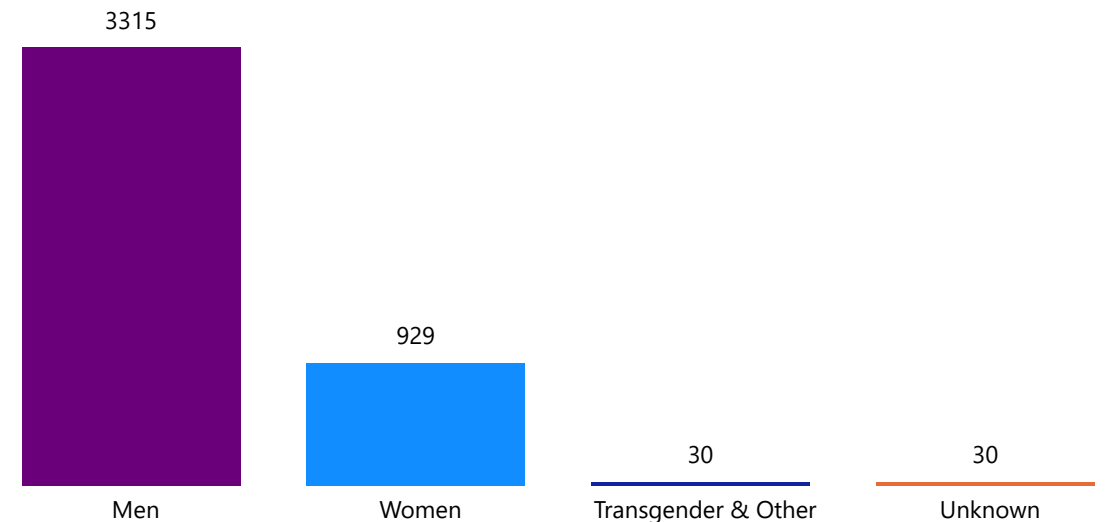
Individuals Released by Booking Status | N= 4304



Individuals Released by Race | N= 4304



Individuals Released by Gender | N= 4304



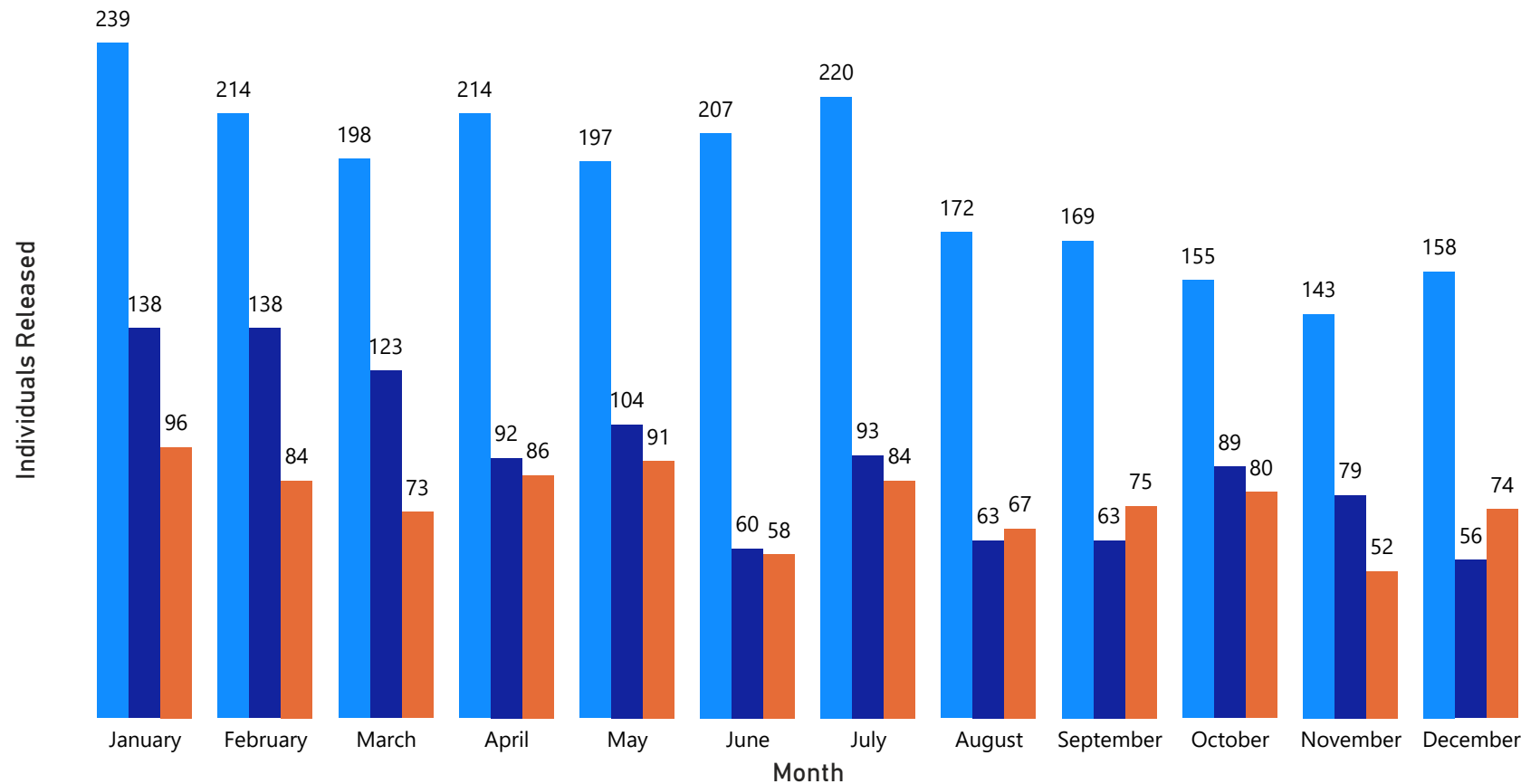
4304 Total individuals were released from VT in-state correctional facilities so far this calendar year:

- 2286** had a **Detained** status
- 920** had a **Sentenced** status
- 1098** had a **Hold** status

Vermont Department of Corrections: In-State Incarcerated Individuals Release Report 1/1/2024 - 12/31/2024 Individuals Released

Incarcerated Individuals Released by Month and Booking Status | N= 4304

Booking Status ● Detained ● Hold ● Sentenced



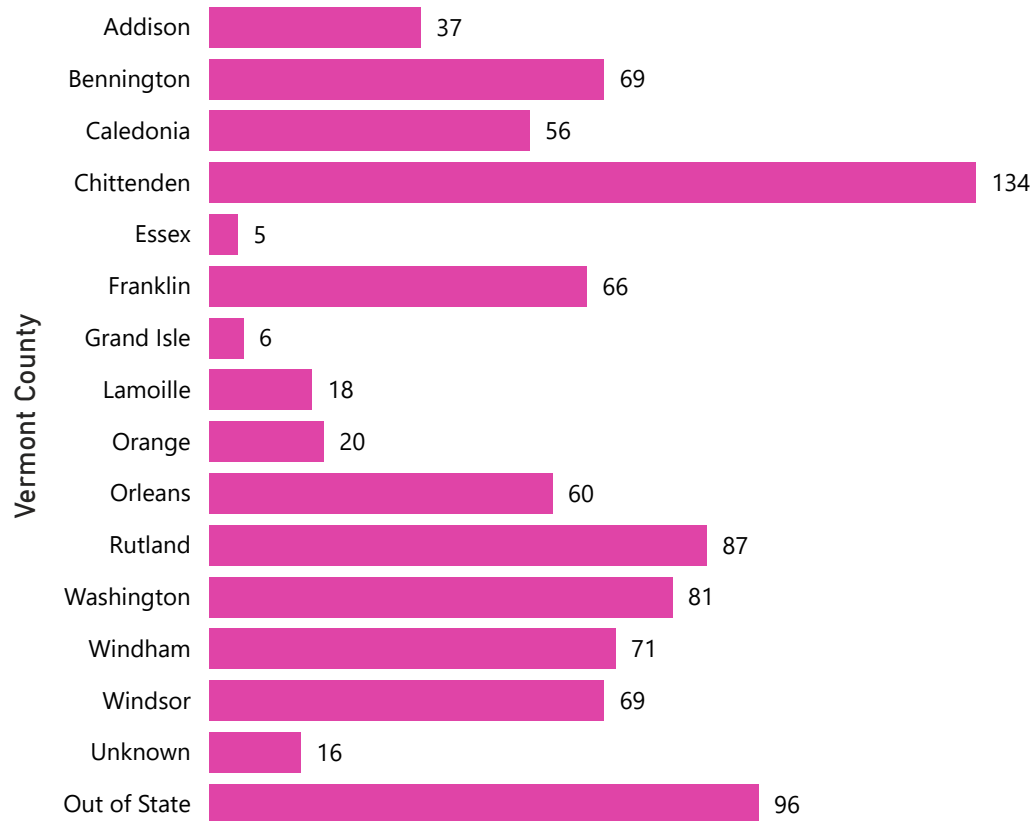
4304

Total incarcerated individuals were released from VT in-state correctional facilities so far this calendar year:

- 473 individuals were released in **January**
- 436 individuals were released in **February**
- 394 individuals were released in **March**
- 392 individuals were released in **April**
- 392 individuals were released in **May**
- 325 individuals were released in **June**
- 397 individuals were released in **July**
- 302 individuals were released in **August**
- 307 individuals were released in **September**
- 324 individuals were released in **October**
- 274 individuals were released in **November**
- 288 individuals were released in **December**

Note: These release numbers only include ***in-state incarcerated individuals*** released during this time. Some individuals were released multiple times during this time period. However, only the month of their first release was included in this graphic.

Sentenced Only Population: Release by County | N= 891



NOTE: County based on last known reported address

891 Sentenced only (no detained, hold status) individuals were released so far this calendar year

These were derived from:

- 4304** Total incarcerated individuals released
- 920** Individuals with a sentenced status were released
- 891** Sentenced only individuals (no detained, hold status) were released

VT Department of Corrections: Sentenced Only Population Releases 1/1/2024 - 12/31/2024

Sentenced Only Population: Release Reasons by Crime Type | N=891

| Release Reason Crime Type | Community Supervision | | Reached Max Release Date | | Total | |
|------------------------------|-----------------------|--------------|--------------------------|--------------|------------|---------------|
| | Count | % | Count | % | Count | % |
| 01:Fel./Serious | 197 | 22.1% | 28 | 3.1% | 225 | 25.3% |
| 02:Fel./Person | 51 | 5.7% | 11 | 1.2% | 62 | 7.0% |
| 03:Fel./Property | 111 | 12.5% | 29 | 3.3% | 140 | 15.7% |
| 04:Fel./Drug | 43 | 4.8% | 7 | 0.8% | 50 | 5.6% |
| 05:Fel./MotorV | 82 | 9.2% | 6 | 0.7% | 88 | 9.9% |
| 06:Fel./Other | 10 | 1.1% | 6 | 0.7% | 16 | 1.8% |
| 07:Misd./Person | 71 | 8.0% | 28 | 3.1% | 99 | 11.1% |
| 08:Misd./Property | 4 | 0.4% | 37 | 4.2% | 41 | 4.6% |
| 09:Misd./Drug | 5 | 0.6% | 12 | 1.3% | 17 | 1.9% |
| 10:Misd./MotorV | 88 | 9.9% | 36 | 4.0% | 124 | 13.9% |
| 11:Misd./Other | 10 | 1.1% | 19 | 2.1% | 29 | 3.3% |
| Total | 672 | 75.4% | 219 | 24.6% | 891 | 100.0% |

Crime Type Examples:

- 01:Fel./Serious: Aggravated Assault, Aggravated Sexual Assault, Murder
- 02:Fel./Person: Assault and Robbery, Lewd and Lascivious
- 03:Fel./Property: Burglary Occupied, Grand Larceny, Arson
- 04:Fel./Drug: Dealing, Trafficking, Possession and Sale
- 05:Fel./MotorV: DUI 3 or more
- 06:Fel./Other: Obstruction of Justice, Fugitive

- 07:Misd./Person: Domestic Assault, Simple Assault
- 08:Misd./Property: Unlawful Trespass, Retail Theft
- 09:Misd./Drug: Possession of drugs
- 10:Misd./MotorV: Careless and Negligent Operation
- 11:Misd./Other: Violations Conditions of Release

VT Department of Corrections: Release Report

Total Releases & Repeat Individuals

This section of the report includes information for those who have been **released from Vermont in-state correctional facilities multiple times** this year.

The following section (pages 9-12) of this report contain information for:

- Total releases from incarceration during the above date range, including repeat individuals ("Total Releases"); and
- Individuals who have been released multiple times, either for the same arrest or new arrest charges ("Repeat Individuals").

VT DOC: In-State Incarcerated Individuals Release Report 1/1/2024 - 12/31/2024

Total Releases

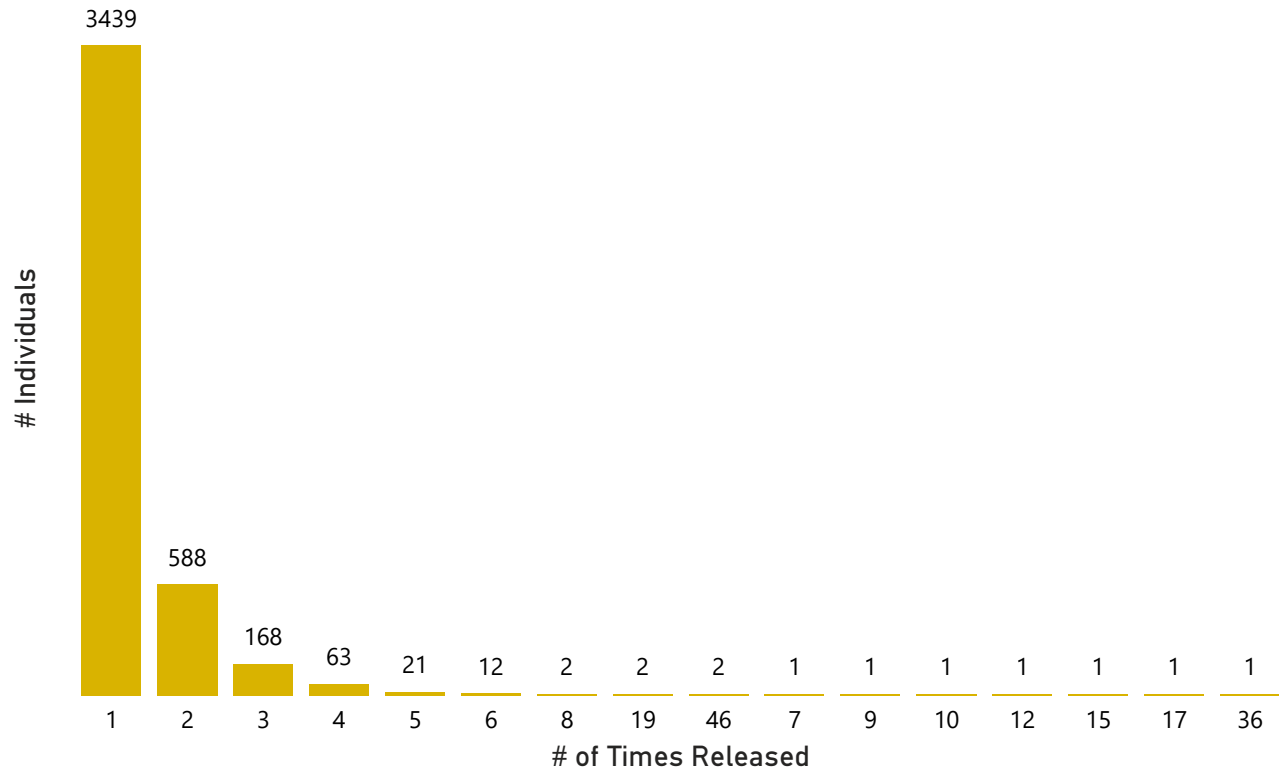
4304

Total Individuals Released from Incarceration

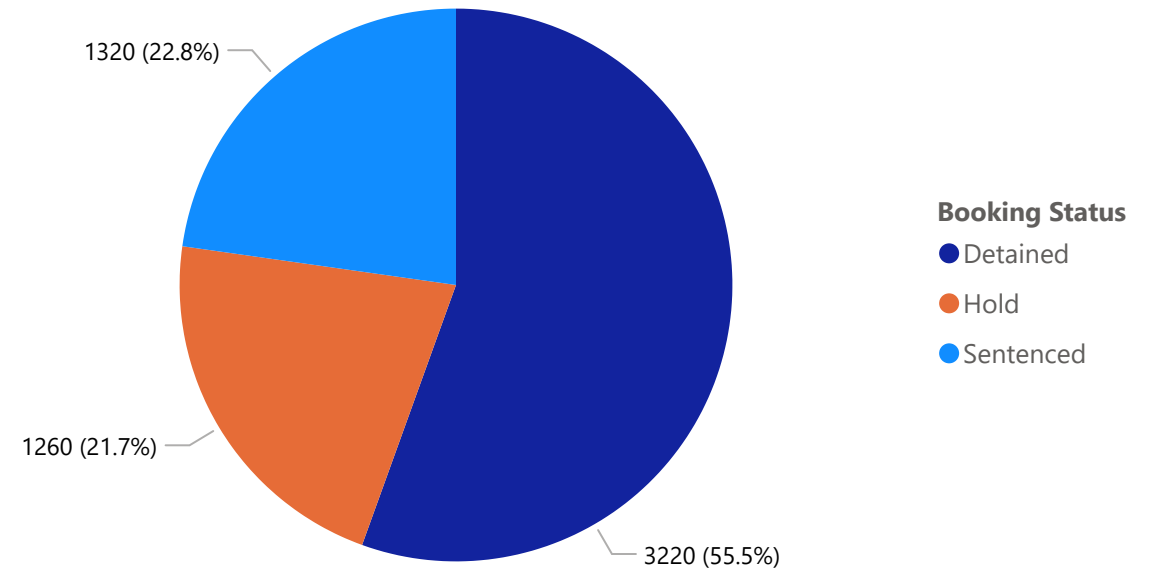
5800

Total Releases from Incarceration

Total Releases: Number of Times Individuals Were Released | N= 4304



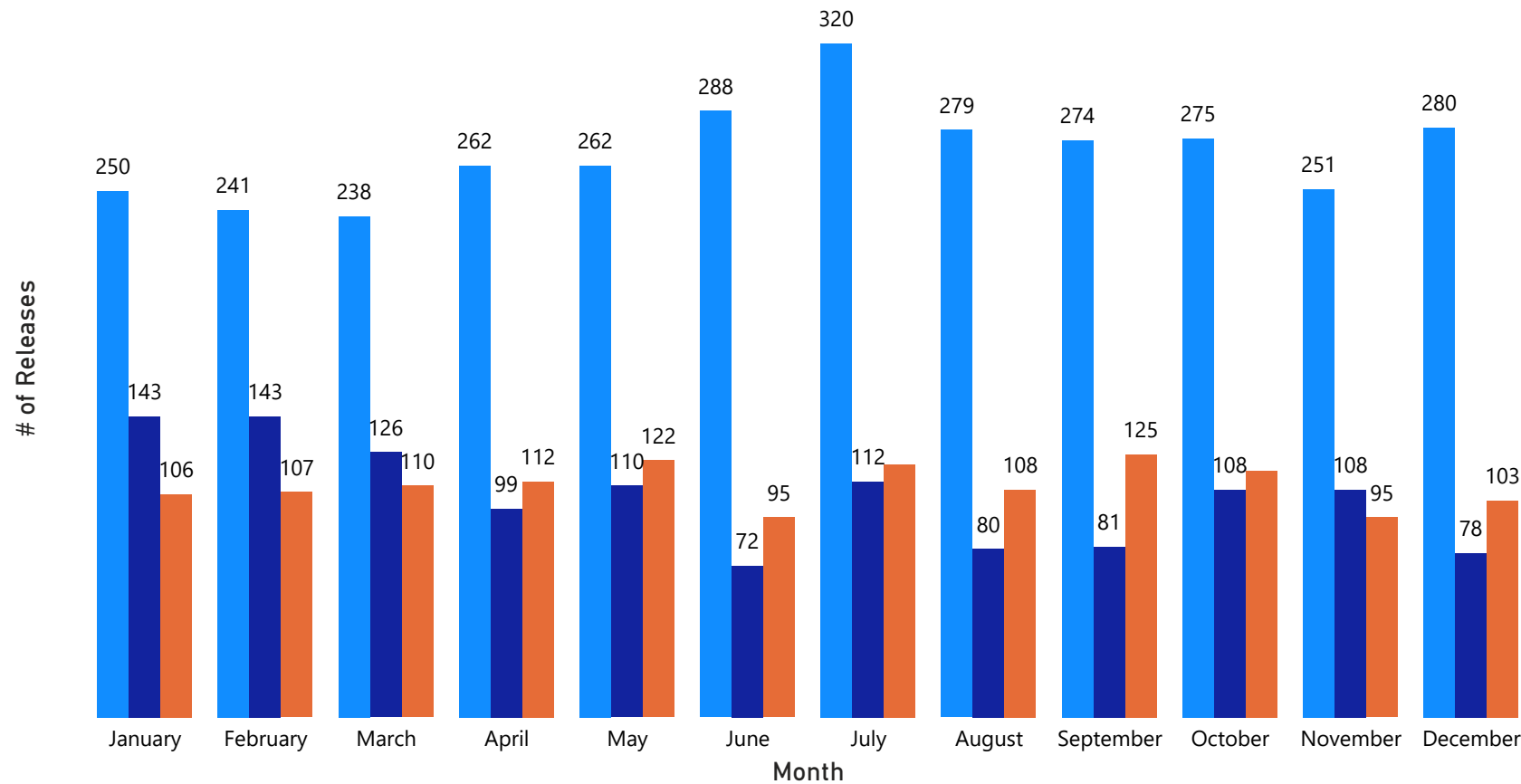
Total Releases by Booking Status | N= 5800



Vermont Department of Corrections: In-State Incarcerated Individuals Release Report 1/1/2024 - 12/31/2024 Total Releases

Total Releases by Month and Booking Status | N= 5800

Booking Status ● Detained ● Hold ● Sentenced



5800

Total releases from VT in-state correctional facilities so far this calendar year
499 releases occurred in **January**
491 releases occurred in **February**
474 releases occurred in **March**
473 releases occurred in **April**
494 releases occurred in **May**
455 releases occurred in **June**
552 releases occurred in **July**
467 releases occurred in **August**
480 releases occurred in **September**
500 releases occurred in **October**
454 releases occurred in **November**
461 releases occurred in **December**

Note: This graphic indicates the number of releases from ***in-state correctional facilities*** during this period. Some individuals were released more than once during this time period, so this depicts number of releases but NOT the number of individuals released.

VT DOC: In-State Incarcerated Individuals Release Report

1/1/2024 - 12/31/2024

Total Sentenced Releases

Sentenced Population: Total Releases by Facility and Month | N= 1320

| Facility | January | February | March | April | May | June | July | August | September | October | November | December | Total |
|--------------|------------|------------|------------|------------|------------|-----------|------------|------------|------------|------------|-----------|------------|-------------|
| CRCF | 16 | 18 | 13 | 16 | 21 | 14 | 20 | 19 | 17 | 19 | 12 | 10 | 195 |
| MVRCF | 15 | 16 | 14 | 21 | 16 | 13 | 10 | 15 | 17 | 17 | 13 | 18 | 185 |
| NECC | 25 | 26 | 29 | 30 | 24 | 22 | 30 | 24 | 39 | 24 | 20 | 15 | 308 |
| NSCF | 7 | 21 | 12 | 12 | 13 | 19 | 14 | 18 | 17 | 23 | 15 | 23 | 194 |
| NWSCF | 19 | 4 | 13 | 14 | 15 | 9 | 15 | 11 | 15 | 15 | 18 | 21 | 169 |
| SSCF | 24 | 22 | 29 | 19 | 33 | 18 | 31 | 21 | 20 | 19 | 17 | 16 | 269 |
| Total | 106 | 107 | 110 | 112 | 122 | 95 | 120 | 108 | 125 | 117 | 95 | 103 | 1320 |

1320 Sentenced individuals were released so far this calendar year

These include:

- 1283** Sentenced only (no detained, hold status)
- 21** Sentenced/Detained
- 15** Sentenced W/Hold
- 1** Sentenced/Detained W/Hold

DOC Correctional Facilities Key:

- CRCF = Chittenden Regional Correctional Facility;
- MVRCF = Marble Valley Regional Correctional Facility;
- NECC = Northeast Correctional Complex;
- NSCF = Northern State Correctional Facility;
- NWSCF = Northwest State Correctional Facility;
- SSCF = Southern State Correctional Facility

VT DOC: In-State Incarcerated Individuals Release Report 1/1/2024 - 12/31/2024 Repeat Individuals

864

Individuals Were Released More than Once

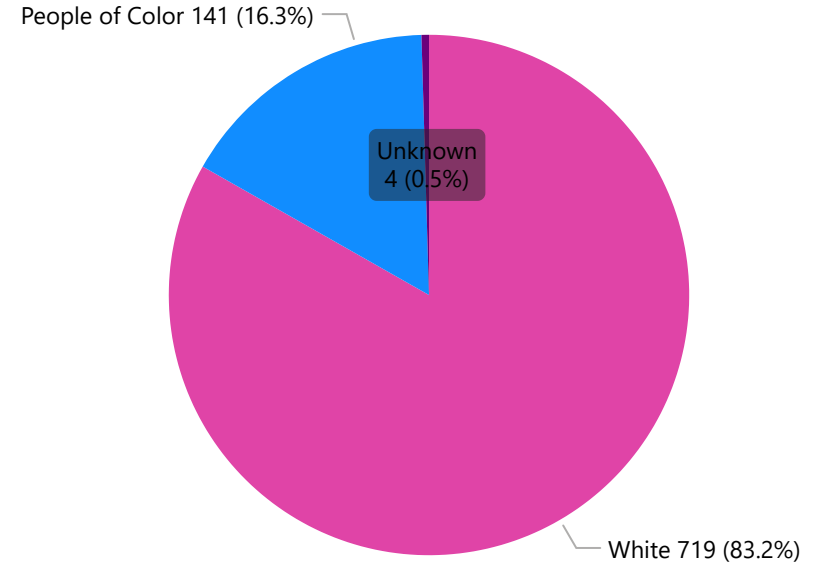
652

Individuals who COMMITTED NEW CRIME(S) Were Released More than Once

212

Individuals who were RETURNED FOR THE SAME CRIME(S) Were Released More than Once

Repeat Individuals Released by Race | N= 864



Repeat Individuals Released by Gender | N= 864

