

Vermont Department of Corrections:

In-State Incarcerated Individuals Release Report 1/1/2022 - 12/31/2022

This report includes all incarcerated individuals who have been released from Vermont in-state correctional facilities for the date range listed above. An individual may be incarcerated more than once during this time; moreover, multiple releases for the same arrest are not included in this report. Only incarcerated individuals' first release is included in the report. See below and the next page for an explanation of the information contained in this report.

Releasing Individuals from Incarceration:

Convicted individuals are sentenced to serve a minimum and maximum term by the court for each crime they commit. Individuals may be housed past their minimum release date but must be released by their maximum release date. Individuals with a "sentenced only" booking status (without detained, hold status) are eligible for release by the authority of the Commissioner of Corrections. All other booking statuses require action by another authority (such as the court) for release. See below for explanations of why an individual might be released from incarceration and the booking status(es) to which this reason might apply.

Bail Paid: Released from incarceration due to paying required bail amount (Detained status)

Court Order: Released from incarceration by authority of the court (Detained status)

Reached Maximum Release Date: Reached maximum release date and is released into the community, no longer under DOC supervision (Sentenced & Detained statuses)

Released to Community Supervision: Released from incarceration, but still supervised by the DOC via a probation & parole office (Sentenced & Detained statuses)

Released to US Marshals/Other State: Released to US Marshals/other authority (Hold Status)

Vermont Department of Corrections:

In-State Incarcerated Individuals Release Report 1/1/2022 - 12/31/2022

This report includes all incarcerated individuals who have been released from Vermont in-state correctional facilities for the date range listed above. An individual may be incarcerated more than once during this time; moreover, multiple releases for the same arrest are not included in this report. Only incarcerated individuals' first release is included in the report. See below and the next page for an explanation of the information contained in this report.

Booking Statuses:

The following list describes the booking status for individuals incarcerated in VT correctional facilities (either in-state or out-of-state). Booking Status indicates the individual's circumstance relative to their court case.

Sentenced Statuses:

- Sentenced: convicted of crime(s)
- Sentenced/Detained: convicted of crime(s) and held pre-trial for other crime(s)
- Sentenced W/Hold: convicted of crime(s) and held for US Marshals or other jurisdiction
- Sentenced/Detained W/Hold: (rare) convicted of crime(s), held pre-trial for other crime(s), and held for US Marshals or other jurisdiction

Detained Statuses:

- Detained: awaiting conviction for crime(s)
- Detained W/Hold: awaiting conviction for crime(s) and held for US Marshals or other jurisdiction

Hold Status:

Hold: being held for US Marshals or other jurisdiction

NOTE: Individuals in each booking status are considered in the custody of the Commissioner of Corrections. The Commissioner has authority to make release decisions for incarcerated individuals with a "sentenced only" booking status consistent with the law and taking public safety into consideration. All other booking statuses require action by another authority (e.g. the court), to release a person from incarceration.

Crime Types:

Incarcerated individuals are classified into different Crime Types based on the most serious crime for which they are sentenced, detained, or held. For example, 01:Fel./Serious. The number (e.g., 01) indicates the severity of the crime ranked from 01-11 from most severe to least severe. Next, the Crime Type displays whether the most serious crime was a felony (Fel.) or misdemeanor (Misd.). Finally, the category of crime is provided (e.g., Serious). See below for examples of each Crime Type. Each individual is counted once in the crime type data.

Crime Type Examples:

- 01:Fel./Serious:** Aggravated Assault, Aggravated Sexual Assault, Murder
- 02:Fel./Person:** Assault and Robbery, Lewd and Lascivious
- 03:Fel./Property:** Burglary Occupied, Grand Larceny, Arson
- 04:Fel./Drug:** Dealing, Trafficking, Possession and Sale
- 05:Fel./MotorV:** DUI 3 or more
- 06:Fel./Other:** Obstruction of Justice, Fugitive
- 07:Misd./Person:** Domestic Assault, Simple Assault
- 08:Misd./Property:** Unlawful Trespass, Retail Theft
- 09:Misd./Drug:** Possession of drugs
- 10:Misd./MotorV:** Careless and Negligent Operation
- 11:Misd./Other:** Violations Conditions of Release

VT DOC: In-State Incarcerated Individuals Release Report 1/1/2022 - 12/31/2022

This report includes all incarcerated individuals who have been released from *Vermont in-state correctional facilities for the date range listed above*. An individual may be incarcerated more than once during this time; moreover, multiple releases for the same arrest are not included in this report. Only incarcerated individuals' first release is included in the report. See below and the next page for an explanation of the information contained in this report.

Race Data:

In this report, race data are categorized as follows:

- American Indian/Alaskan Native: "AmerIndian/ AlaskanNative"
- Asian/ Pacific Islander: "Asian/ PacIslander"
- Black or African American: "Black"
- White: "White"
- Some Other Race/ Unknown: "Other/ Unknown"

Some race categories are combined due to the low number of individuals who identify with these races. In some instances, individuals who identify as American Indian/Alaskan Native, Asian, Black or African American, and/or Pacific Islander were combined and indicated by the acronym "BIPOC", which means Black, Indigenous, and people of color. Some Other Race and Unknown were collapsed as neither provide information of the race with which the individual identifies.

Hispanic, Latinx, or Spanish Identification is captured with a separate yes/no identification.

Both Race and Hispanic, Latinx, or Spanish Identification require a selection.

Gender Data:

In this report, gender data are categorized as follows:

- Cisgender Female: Sex female, identifies female ("Female")
- Cisgender Male: Sex male, identifies male ("Male")
- Transgender Female: Sex male, identifies female ("Transgender")
- Transgender Male: Sex female, identifies male ("Transgender")
- Intersex: A term referring to people who have physical markers that differ from the medical definitions of male or female ("Intersex")
- Other: Individuals who do not identify with any of the above gender categories ("Other")

NOTE: Transgender Female, Transgender Male, and Other were combined into one category: "Transgender/Other" for this report due to low numbers of individuals who identify with these genders. When applicable, Unknown was also added to this category. For more information regarding Gender Identification, Care, and Custody for all Vermont incarcerated individuals (in-state and out-of-state), see [DOC Directive 423.01: Gender Identification, Care, and Custody \(hyperlinked here\)](#).

VT Department of Corrections: Release Report

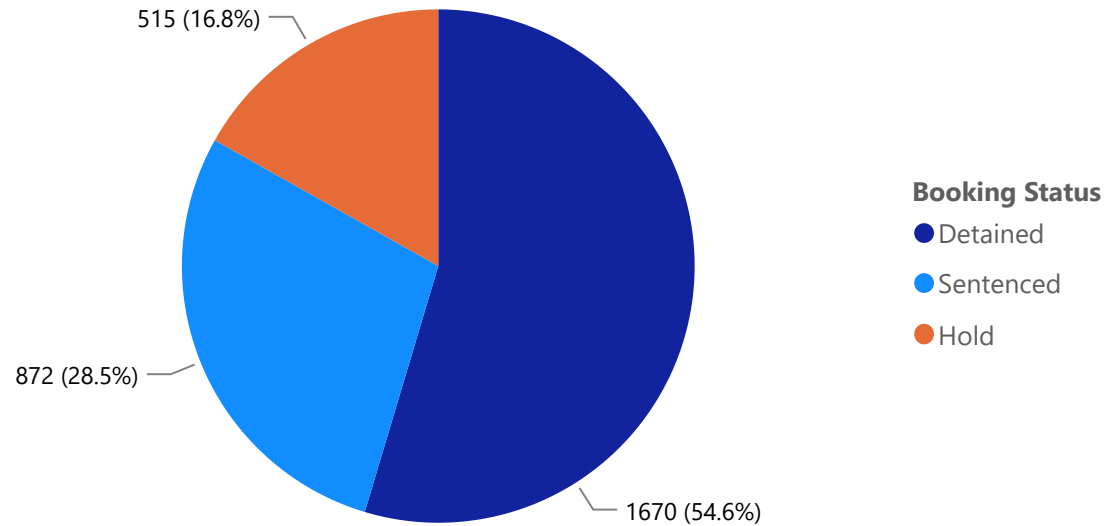
Individuals Released

This section of the report includes the number of individuals who have been **released from Vermont in-state correctional facilities**. Some individuals were released multiple times during this time period. The following section (pages 5-7) of this report contain information for only their first release.

VT DOC: In-State Incarcerated Individuals Release Report 1/1/2022 - 12/31/2022

Individuals Released

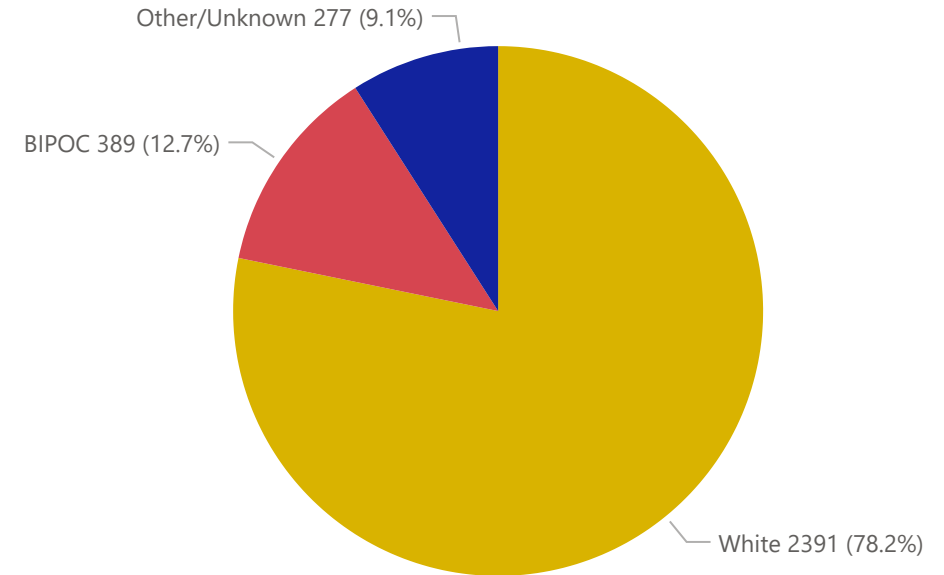
Individuals Released by Booking Status | N= 3057



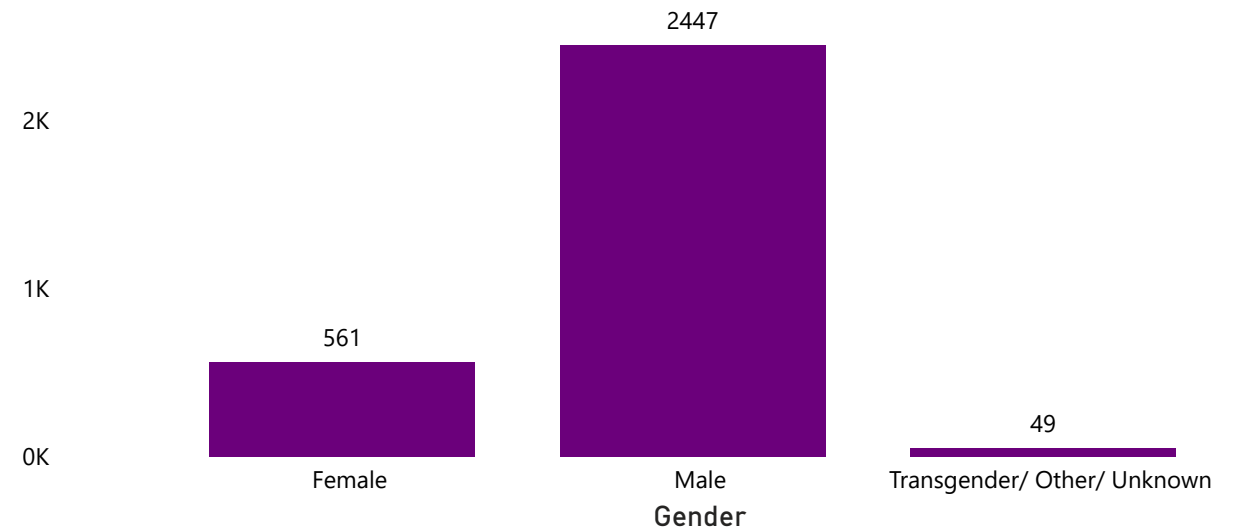
3057 Total individuals were released from VT in-state correctional facilities so far this calendar year:

1670 had a **Detained** status
872 had a **Sentenced** status
515 had a **Hold** status

Individuals Released by Race | N= 3057



Individuals Released by Gender | N= 3057



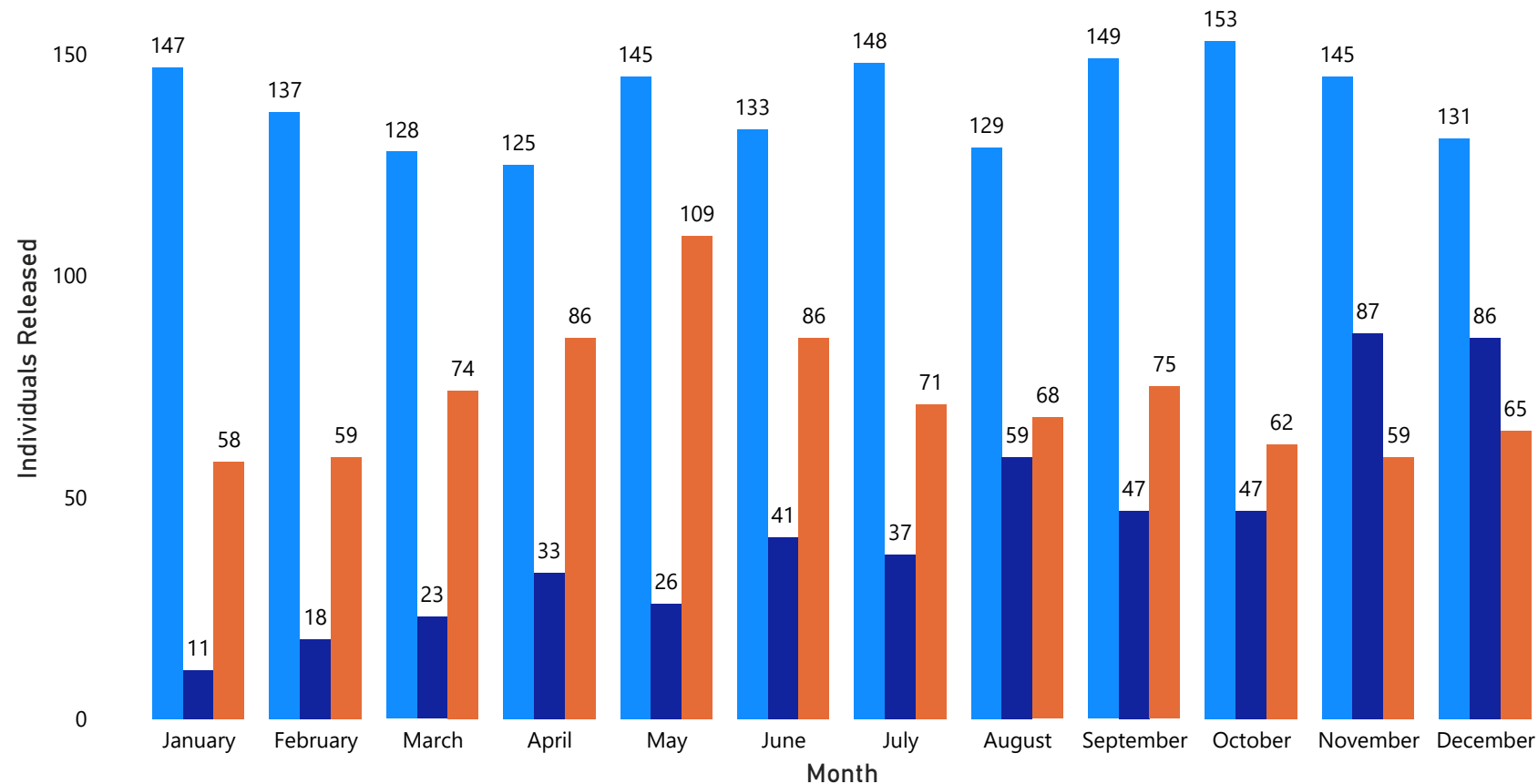
Vermont Department of Corrections:

In-State Incarcerated Individuals Release Report 1/1/2022 - 12/31/2022

Individuals Released

Incarcerated Individuals Released by Month and Booking Status | N= 3057

Booking Status ● Detained ● Hold ● Sentenced



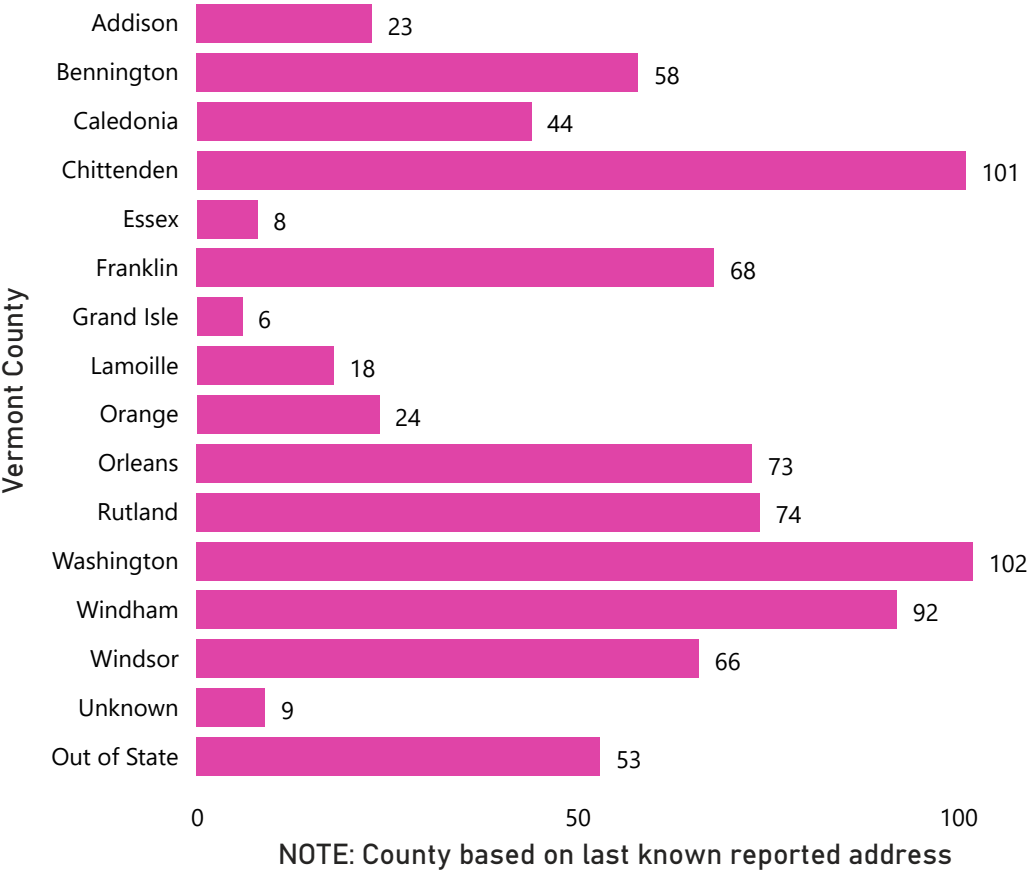
3057

Total incarcerated individuals were released from VT in-state correctional facilities so far this calendar year:

216 individuals were released in **January**
 214 individuals were released in **February**
 225 individuals were released in **March**
 244 individuals were released in **April**
 280 individuals were released in **May**
 260 individuals were released in **June**
 256 individuals were released in **July**
 256 individuals were released in **August**
 271 individuals were released in **September**
 262 individuals were released in **October**
 291 individuals were released in **November**
 282 individuals were released in **December**

Note: These release numbers only include in-state incarcerated individuals released during this time. Some individuals were released multiple times during this time period. However, only the month of their first release was included in this graphic.

Sentenced Only Population: Release by County | N= 819



819 Sentenced only (no detained, hold status) individuals were released so far this calendar year

These were derived from:

- 3057** Total incarcerated individuals released
- 872** Individuals with a sentenced status were released
- 819** Sentenced only individuals (no detained, hold status) were released

VT Department of Corrections: Sentenced Only Population Releases 1/1/2022 - 12/31/2022

Sentenced Only Population: Release Reasons by Crime Type | N= 819

Release Reason	Community Supervision		Reached Max Release Date		Total	
Crime Type	Count	%	Count	%	Count	%
01:Fel./Serious	180	22.0%	32	3.9%	212	25.9%
02:Fel./Person	45	5.5%	4	0.5%	49	6.0%
03:Fel./Property	100	12.2%	22	2.7%	122	14.9%
04:Fel./Drug	31	3.8%	9	1.1%	40	4.9%
05:Fel./MotorV	55	6.7%	11	1.3%	66	8.1%
06:Fel./Other	19	2.3%	3	0.4%	22	2.7%
07:Misd./Person	43	5.3%	43	5.3%	86	10.5%
08:Misd./Property	13	1.6%	32	3.9%	45	5.5%
09:Misd./Drug	10	1.2%	8	1.0%	18	2.2%
10:Misd./MotorV	69	8.4%	48	5.9%	117	14.3%
11:Misd./Other	16	2.0%	26	3.2%	42	5.1%
Total	581	70.9%	238	29.1%	819	100.0%

Crime Type Examples:

- 01:Fel./Serious: Aggravated Assault, Aggravated Sexual Assault, Murder

02:Fel./Person: Assault and Robbery, Lewd and Lascivious

03:Fel./Property: Burglary Occupied, Grand Larceny, Arson

04:Fel./Drug: Dealing, Trafficking, Possession and Sale

05:Fel./MotorV: DUI 3 or more

06:Fel./Other: Obstruction of Justice, Fugitive
- 07:Misd./Person: Domestic Assault, Simple Assault

08:Misd./Property: Unlawful Trespass, Retail Theft

09:Misd./Drug: Possession of drugs

10:Misd./MotorV: Careless and Negligent Operation

11:Misd./Other: Violations Conditions of Release

VT Department of Corrections: Release Report

Total Releases & Repeat Individuals

This section of the report includes information for those who have been **released from Vermont in-state correctional facilities multiple times** this year.

The following section (pages 9-12) of this report contain information for:

- Total releases from incarceration during the above date range, including repeat individuals ("Total Releases"); and
- Individuals who have been released multiple times, either for the same arrest or new arrest charges ("Repeat Individuals").

VT DOC: In-State Incarcerated Individuals Release Report 1/1/2022 - 12/31/2022

Total Releases

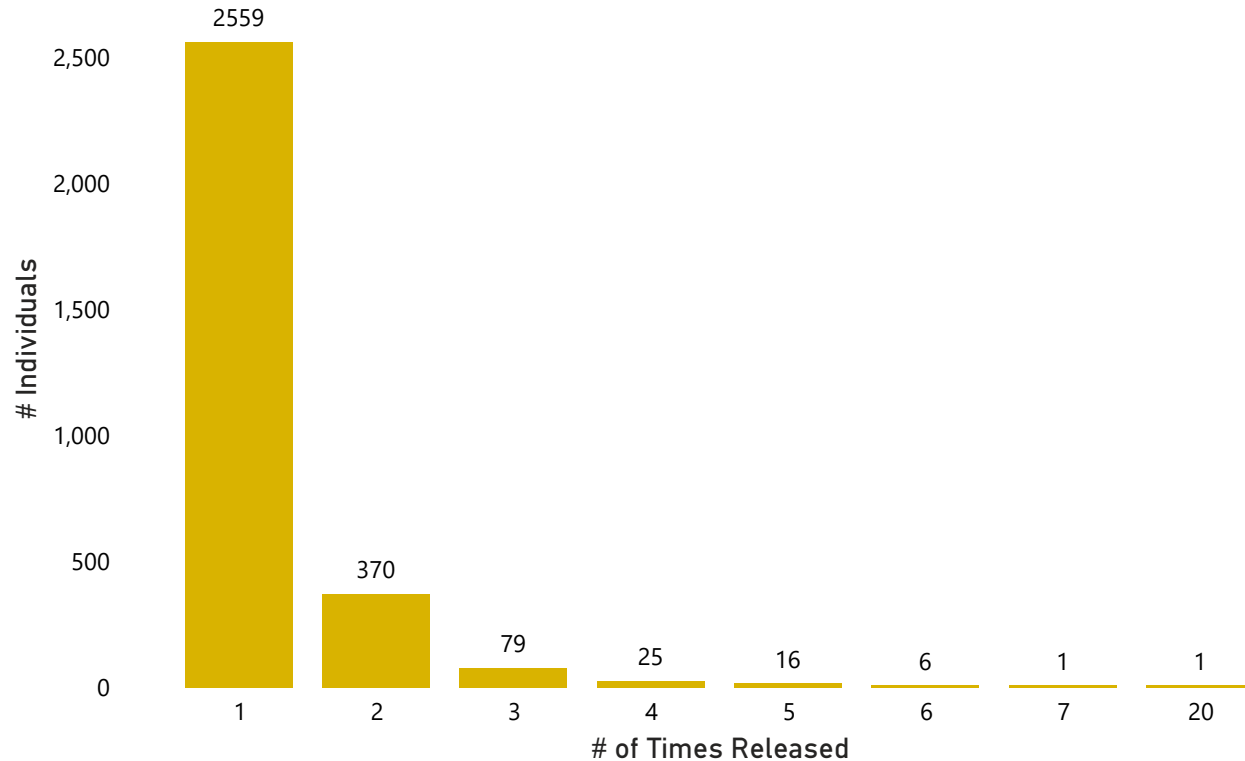
3057

Total Individuals Released from Incarceration

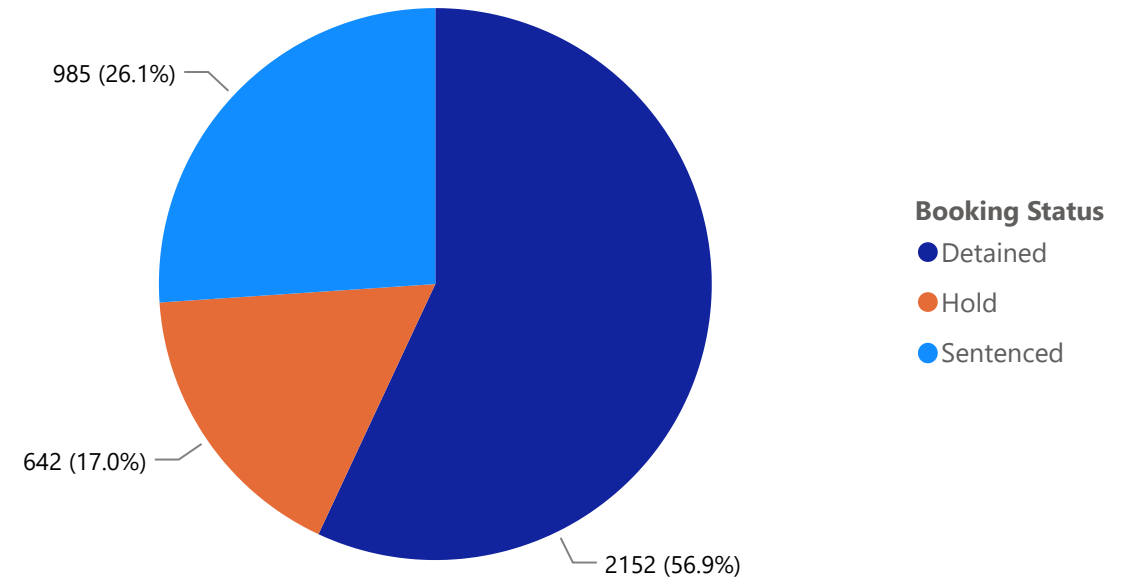
3779

Total Releases from Incarceration

Total Releases: Number of Times Individuals Were Released | N= 3057



Total Releases by Booking Status | N= 3779

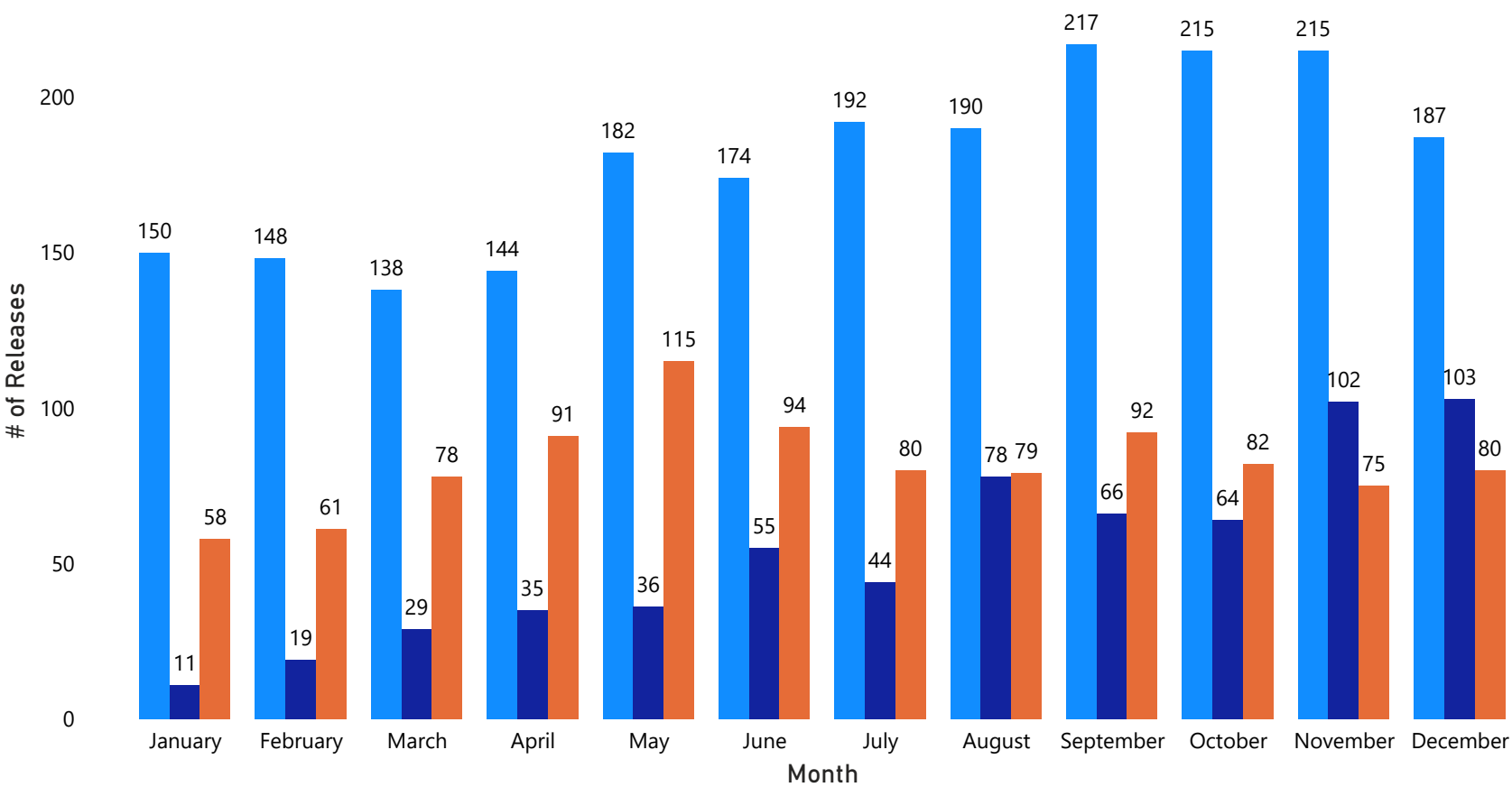


Vermont Department of Corrections: In-State Incarcerated Individuals Release Report 1/1/2022 - 12/31/2022

Total Releases

Total Releases by Month and Booking Status | N= 3779

Booking Status ● Detained ● Hold ● Sentenced



3779

Total releases from VT in-state correctional facilities so far this calendar year

- 219 releases occurred in January
- 228 releases occurred in February
- 245 releases occurred in March
- 270 releases occurred in April
- 333 releases occurred in May
- 323 releases occurred in June
- 316 releases occurred in July
- 347 releases occurred in August
- 375 releases occurred in September
- 361 releases occurred in October
- 392 releases occurred in November
- 370 releases occurred in December

Note: This graphic indicates the number of releases from in-state correctional facilities during this period. Some individuals were released more than once during this time period, so this depicts number of releases but NOT the number of individuals released.

VT DOC: In-State Incarcerated Individuals Release Report

1/1/2022 - 12/31/2022

Total Sentenced Releases

Sentenced Population: Total Releases by Facility and Month | N= 985

Facility	January	February	March	April	May	June	July	August	September	October	November	December	Total
CRCF	7	8	9	9	13	9	12	15	10	4	6	8	110
MVRCF	3	6	7	10	15	12	16	8	8	12	7	4	108
NECC	12	15	18	23	20	28	16	11	17	21	22	20	223
NSCF	15	11	13	16	27	18	18	12	29	12	18	17	206
NWSCF	6	2	9	9	11	6	5	11	8	12	5	9	93
SSCF	15	19	22	24	29	21	13	22	20	21	17	22	245
Total	58	61	78	91	115	94	80	79	92	82	75	80	985

985 Sentenced individuals were released so far this calendar year

These include:

923 Sentenced only (no detained, hold status)

53 Sentenced/Detained

9 Sentenced W/Hold

DOC Correctional Facilities Key:

CRCF = Chittenden Regional Correctional Facility;

MVRCF = Marble Valley Regional Correctional Facility;

NECC = Northeast Correctional Complex;

NSCF = Northern State Correctional Facility;

NWSCF = Northwest State Correctional Facility;

SSCF = Southern State Correctional Facility

VT DOC: In-State Incarcerated Individuals Release Report 1/1/2022 - 12/31/2022

Repeat Individuals

498

Individuals Were Released More than Once

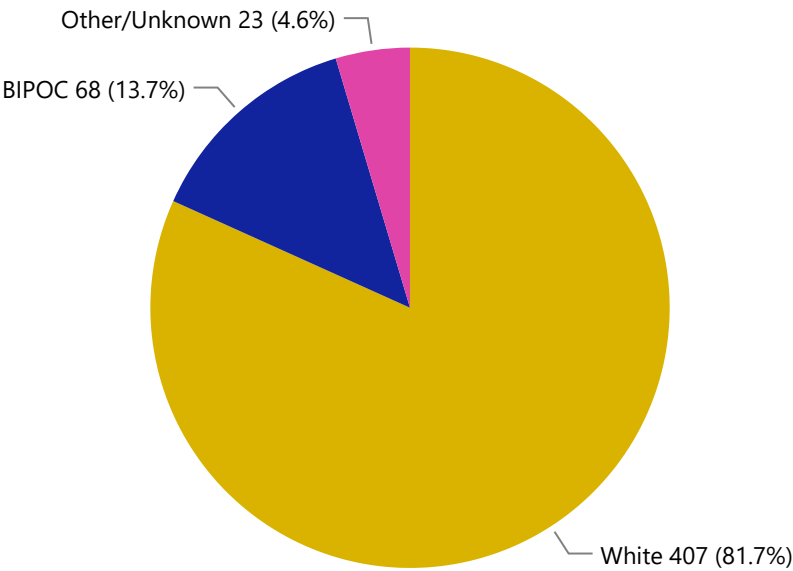
369

Individuals who COMMITTED NEW CRIME(S) Were Released More than Once

129

Individuals who were RETURNED FOR THE SAME CRIME(S) Were Released More than Once

Repeat Individuals Released by Race | N= 498



Repeat Individuals Released by Gender | N= 498

