

VT Department of Corrections: Population Report 8/31/2020

This report contains point-in-time analyses that are up-to-date as of 10pm on the date listed. The information in this report includes all individuals incarcerated in Vermont in-state and out-of-state facilities. See below and the next page for an explanation of the information contained in this report.

Booking Statuses:

The following list describes the booking status for individuals incarcerated in VT correctional facilities (either in-state or out-of-state). Booking Status indicates the person's circumstance relative to their court case.

Sentenced Statuses:

- Sentenced: convicted of crime(s)
- Sentenced/Detained: convicted of crime(s) and held pre-trial for other crime(s)
- Sentenced W/Hold: convicted of crime(s) and held for US Marshals or other jurisdiction
- Sentenced/Detained W/Hold: (rare) convicted of crime(s), held pre-trial for other crime(s), and held for US Marshals or other jurisdiction

Detained Statuses:

- Detained: awaiting conviction for crime(s)
- Detained W/Hold: awaiting conviction for crime(s) and held for US Marshals or other jurisdiction

Hold Status:

Hold: being held for US Marshals or other jurisdiction

NOTE: Individuals in each booking status are considered in the custody of the Commissioner of Corrections. The Commissioner has authority to make release decisions for incarcerated individuals with a "sentenced only" booking status consistent with the law and taking public safety into consideration. All other booking statuses require action by another authority (e.g. the court), to release a person from incarceration.

VT Department of Corrections:

Population Report 8/31/2020

This report contains point-in-time analyses that are up-to-date as of 10pm on the date listed. The information in this report includes all individuals incarcerated in Vermont in-state and out-of-state facilities. Along with the information from the previous page, see below for an explanation of the information contained in this

Crime Types

Incarcerated individuals are classified into different Crime Types based on the most serious crime for which they are sentenced, detained, or held. For example, 01:Fel./Serious. The number (e.g., 01) indicates the severity of the crime ranked from 01-11 from most severe to least severe. Next, the Crime Type displays whether the most serious crime was a felony (Fel.) or misdemeanor (Misd.). Finally, the category of crime is provided (e.g., Serious). See below for examples of each Crime Type. Each individual is counted once in the crime type data.

Crime Type Examples:

01:Fel./Serious: Aggravated Assault, Aggravated Sexual Assault, Murder

02:Fel./Person: Assault and Robbery, Lewd and Lascivious

03:Fel./Property: Burglary Occupied, Grand Larceny, Arson

04:Fel./Drug: Dealing, Trafficking, Possession and Sale

05:Fel./MotorV: DUI 3 or more

06:Fel./Other: Obstruction of Justice, Fugitive

07:Misd./Person: Domestic Assault, Simple Assault

08:Misd./Property: Unlawful Trespass, Retail Theft

09:Misd./Drug: Possession of drugs

10:Misd./MotorV: Careless and Negligent Operation

11:Misd./Other: Violations Conditions of Release

report.

Vermont Correctional Facilities

See below for a list of Vermont's Correctional Facilities, their location, and capacity.

Chittenden Regional Correctional Facility (CRCF):

Location: South Burlington, VT; **Capacity:** 177

Marble Valley Regional Correctional Facility (MVRCF):

Location: Rutland, VT; **Capacity:** 118

Northeast Correctional Complex (NECC):

Location: St. Johnsbury, VT; **Capacity:** 219

Northern State Correctional Facility (NSCF):

Location: Newport, VT; **Capacity:** 433

Northwest State Correctional Facility (NWSCF):

Location: Swanton, VT; **Capacity:** 255

Southern State Correctional Facility (SSCF):

Location: Springfield, VT; **Capacity:** 377

Tallahatchie County Correctional Facility (TCCF):

Location: Tallahatchie, MS; **Contract Capacity:** 350

Out-of-state facility

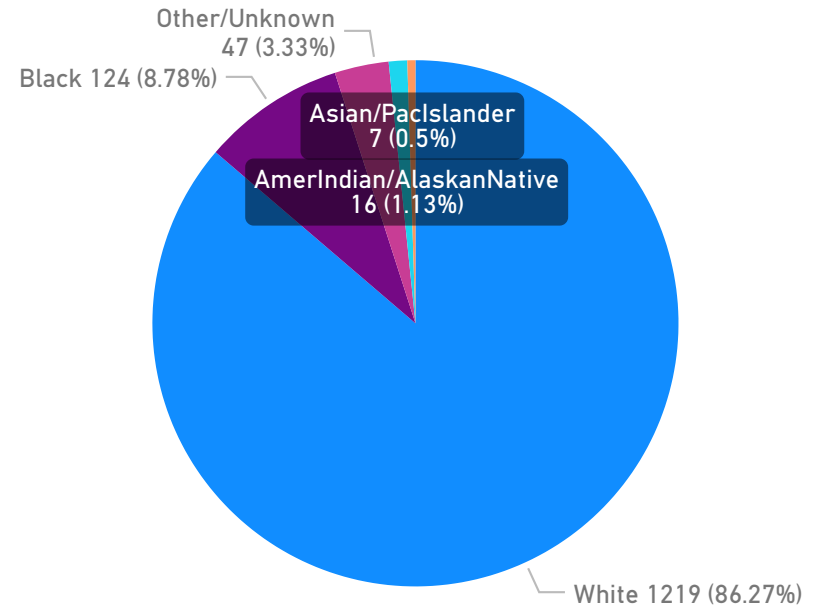
VT Department of Corrections: Population Report 8/31/2020*

1,194 VT in-state population
 219 VT out-of-state population
 1,413 Total VT incarcerated population

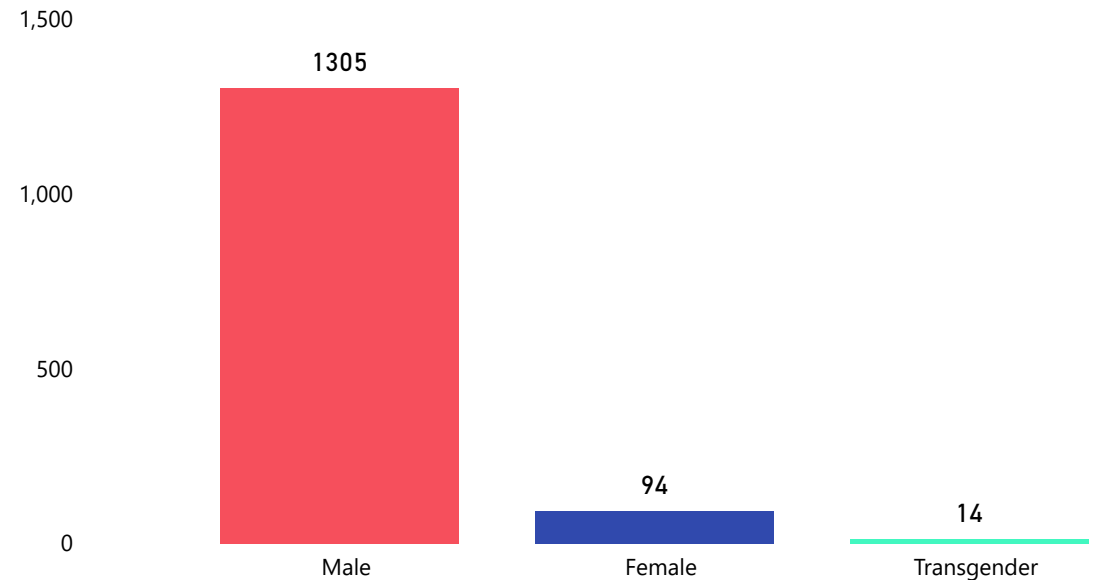
Crime Type by Booking Status (N=1,413)

Crime Type	Detained	Hold	Sentenced	Total
01:Fel./Serious	214		615	829
02:Fel./Person	15		109	124
03:Fel./Property	32	1	163	196
04:Fel./Drug	13	1	39	53
05:Fel./MotorV	9		41	50
06:Fel./Other	8	1	26	35
07:Misd./Person	20		36	56
08:Misd./Property	2		6	8
09:Misd./Drug	1		2	3
10:Misd./MotorV	2		4	6
11:Misd./Other	3		3	6
Uncategorized		47		47
Total	319	50	1044	1413

Incarcerated Population by Race (N=1,413)



Incarcerated Population by Gender (N=1,413)



Crime Type Examples:

01:Fel./Serious: Aggravated Assault, Aggravated Sexual Assault, Murder
 02:Fel./Person: Assault and Robbery, Lewd and Lascivious
 03:Fel./Property: Burglary Occupied, Grand Larceny, Arson
 04:Fel./Drug: Dealing, Trafficking, Possession and Sale
 05:Fel./MotorV: DUI3 or more
 06:Fel./Other: Obstruction of Justice, Fugitive

07:Misd./Person: Domestic Assault, Simple Assault
 08:Misd./Property: Unlawful Trespass, Retail Theft
 09:Misd./Drug: Possession of drugs
 10:Misd./MotorV: Careless and Negligent Operation
 11:Misd./Other: Violations Conditions of Release

Note: All Uncategorized Crime Types have a Hold Status

*Note: Daily Counts are accurate as of 10pm on the date listed

VT Department of Corrections: Population Data by Age 8/31/2020*

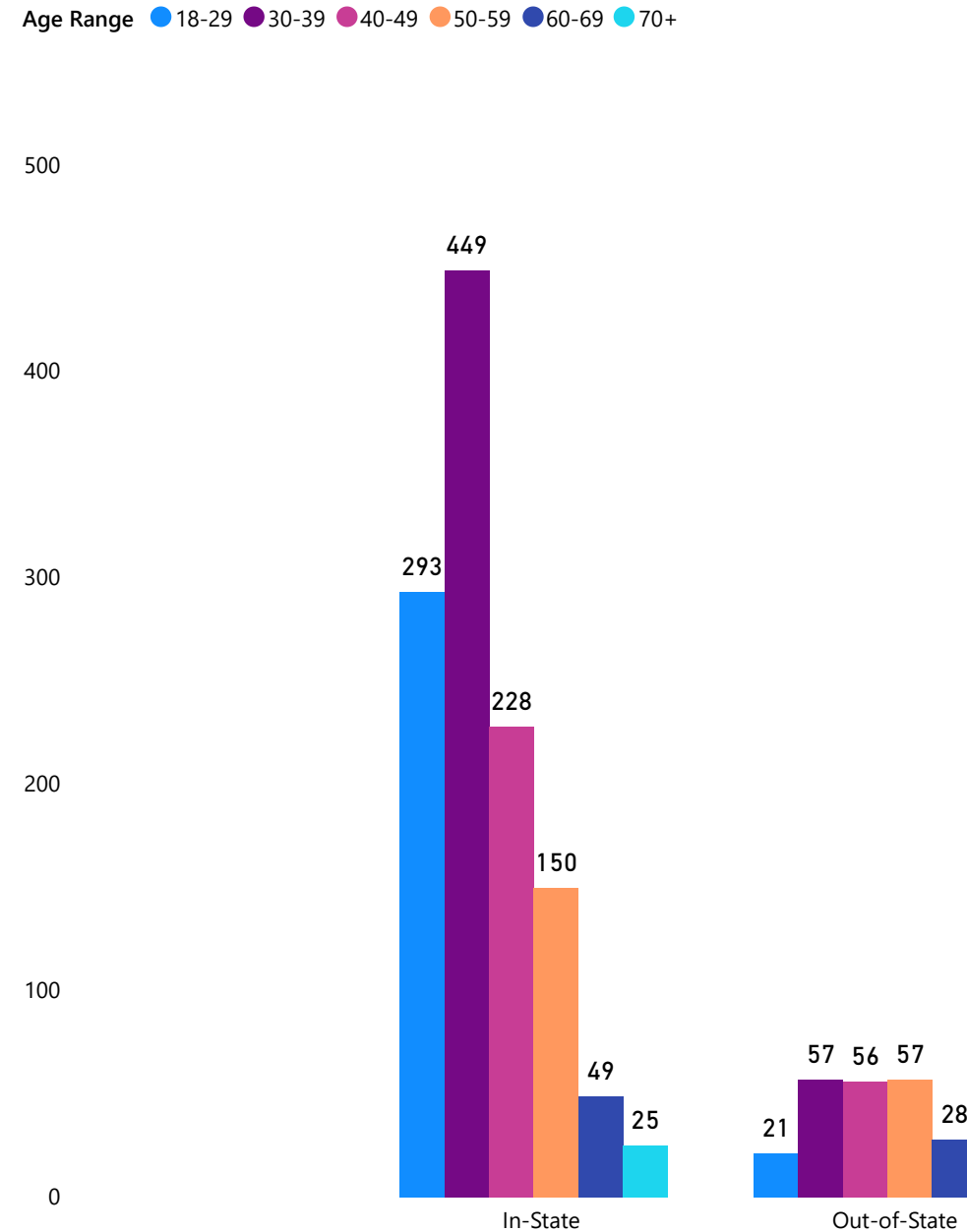
Correctional Facility by Age (N=1,413)

Facility	18-29	30-39	40-49	50-59	60-69	70+	Total
CRCF	28	41	12	9	4		94
MVRCF	23	43	15	10	7		98
NECC	33	55	38	14	2		142
NSCF	94	135	84	44	12	3	372
NWSCF	43	82	29	27	4	3	188
SSCF	72	93	50	46	20	19	300
TCCF	21	57	56	57	28		219
Total	314	506	284	207	77	25	1413

DOC Correctional Facilities Key:

- CRCF = Chittenden Regional Correctional Facility;
- MVRCF = Marble Valley Regional Correctional Facility;
- NECC = Northeast Correctional Complex;
- NSCF = Northern State Correctional Facility;
- NWSCF = Northwest State Correctional Facility;
- SSCF = Southern State Correctional Facility
- TCCF = Tallahatchie County Correctional Facility
(Mississippi)

Correctional Facility Location by Age (N=1,413)



*Note: Daily Counts are accurate as of 10pm on the date listed