

VT Department of Corrections:

Population Report 3/13/2020

This report contains point-in-time analyses that are up-to-date as of 10pm on the date listed. The information in this report includes all inmates housed in Vermont in-state and out-of-state facilities. See below and the next page for an explanation of the information contained in this report.

Booking Statuses:

The following list describes the booking status for inmates housed in VT correctional facilities (either in-state or out-of-state). Booking Status indicates the person's circumstance relative to their court case.

Sentenced Statuses:

- Sentenced: convicted of crime(s)
- Sentenced/Detained: convicted of crime(s) and held pre-trial for other crime(s)
- Sentenced W/Hold: convicted of crime(s) and held for US Marshals or other jurisdiction
- Sentenced/Detained W/Hold: (rare) convicted of crime(s), held pre-trial for other crime(s), and held for US Marshals or other jurisdiction

Detained Statuses:

- Detained: awaiting conviction for crime(s)
- Detained W/Hold: awaiting conviction for crime(s) and held for US Marshals or other jurisdiction

Hold Status:

Hold: being held for US Marshals or other jurisdiction

NOTE: Inmates in each booking status are considered in the custody of the Commissioner of Corrections. The Commissioner has authority to make release decisions for inmates with a "sentenced only" booking status consistent with the law and taking public safety into consideration. All other booking statuses require action by another authority (e.g. the court), to release a person from incarceration.

VT Department of Corrections:

Population Report 3/13/2020

This report contains point-in-time analyses that are up-to-date as of 10pm on the date listed. The information in this report includes all inmates housed in Vermont in-state and out-of-state facilities. Along with the information from the previous page, see below for an explanation of the information contained in this report.

Crime Types

Inmates are classified into different Crime Types based on the most serious crime for which they are sentenced, detained, or held. For example, 01:Fel./Serious. The number (e.g., 01) indicates the severity of the crime ranked from 01-11 from most severe to least severe. Next, the Crime Type displays whether the most serious crime was a felony (Fel.) or misdemeanor (Misd.). Finally, the category of crime is provided (e.g., Serious). See below for examples of each Crime Type. Each inmate is counted once in the crime type data.

Crime Type Examples:

- 01:Fel./Serious:** Aggravated Assault, Aggravated Sexual Assault, Murder
- 02:Fel./Person:** Assault and Robbery, Lewd and Lascivious
- 03:Fel./Property:** Burglary Occupied, Grand Larceny, Arson
- 04:Fel./Drug:** Dealing, Trafficking, Possession and Sale
- 05:Fel./MotorV:** DUI 3 or more
- 06:Fel./Other:** Obstruction of Justice, Fugitive
- 07:Misd./Person:** Domestic Assault, Simple Assault
- 08:Misd./Property:** Unlawful Trespass, Retail Theft
- 09:Misd./Drug:** Possession of drugs
- 10:Misd./MotorV:** Careless and Negligent Operation
- 11:Misd./Other:** Violations Conditions of Release

Vermont Correctional Facilities

See below for a list of Vermont's Correctional Facilities, their location, and capacity.

Chittenden Regional Correctional Facility (CRCF):

Location: South Burlington, VT; **Capacity:** 177

Marble Valley Regional Correctional Facility (MVRCF):

Location: Rutland, VT; **Capacity:** 118

Northeast Correctional Complex (NECC):

Location: St. Johnsbury, VT; **Capacity:** 219

Northern State Correctional Facility (NSCF):

Location: Newport, VT; **Capacity:** 433

Northwest State Correctional Facility (NWS CF):

Location: Swanton, VT; **Capacity:** 255

Southern State Correctional Facility (SSCF):

Location: Springfield, VT; **Capacity:** 377

Tallahatchie County Correctional Facility (TCCF):

Location: Tallahatchie, MS; **Contract Capacity:** 350
Out-of-state facility

VT Department of Corrections: Population Report 3/13/2020*

1,393 VT in-state population
246 VT out-of-state population
1,639 Total VT incarcerated population

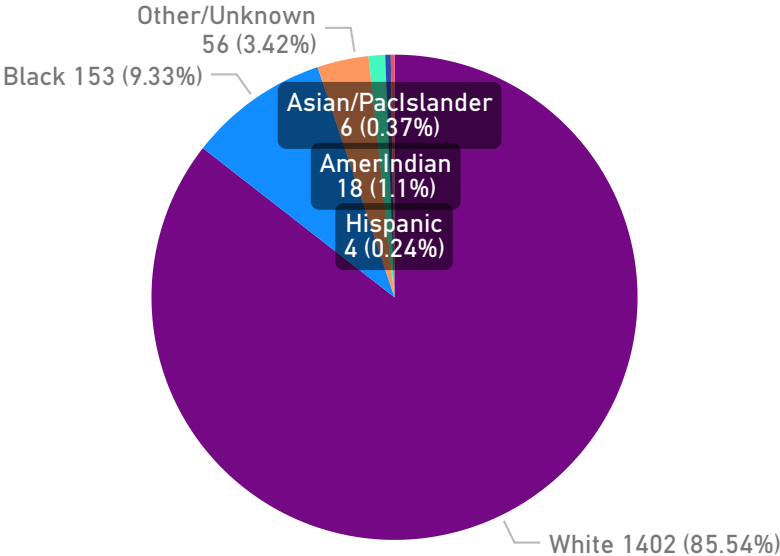
Crime Type by Booking Status (N=1,639)				
Crime Type	Detained	Hold	Sentenced	Total
01:Fel./Serious	214	4	767	985
02:Fel./Person	20	1	114	135
03:Fel./Property	33	2	199	234
04:Fel./Drug	18	3	54	75
05:Fel./MotorV	6		46	52
06:Fel./Other	6	1	26	33
07:Misd./Person	14		42	56
08:Misd./Property	2		10	12
09:Misd./Drug			1	1
10:Misd./MotorV	2		5	7
11:Misd./Other	5		1	6
Uncategorized		43		43
Total	320	54	1265	1639

Crime Type Examples:

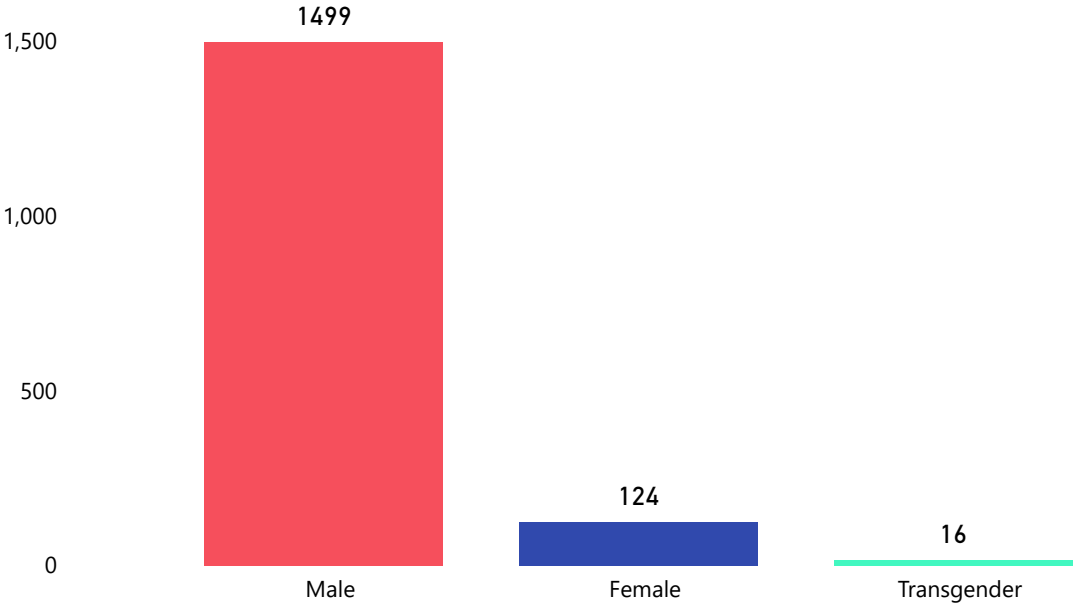
01:Fel./Serious: Aggravated Assault, Aggravated Sexual Assault, Murder
02:Fel./Person: Assault and Robbery, Lewd and Lascivious
03:Fel./Property: Burglary Occupied, Grand Larceny, Arson
04:Fel./Drug: Dealing, Trafficking, Possession and Sale
05:Fel./MotorV: DUI3 or more
06:Fel./Other: Obstruction of Justice, Fugitive

07:Misd./Person: Domestic Assault, Simple Assault
08:Misd./Property: Unlawful Trespass, Retail Theft
09:Misd./Drug: Possession of drugs
10:Misd./MotorV: Careless and Negligent Operation
11:Misd./Other: Violations Conditions of Release

Incarcerated Population by Race (N=1,639)



Incarcerated Population by Gender (N=1,639)



*Note: Daily Counts are accurate as of 10pm on the date listed

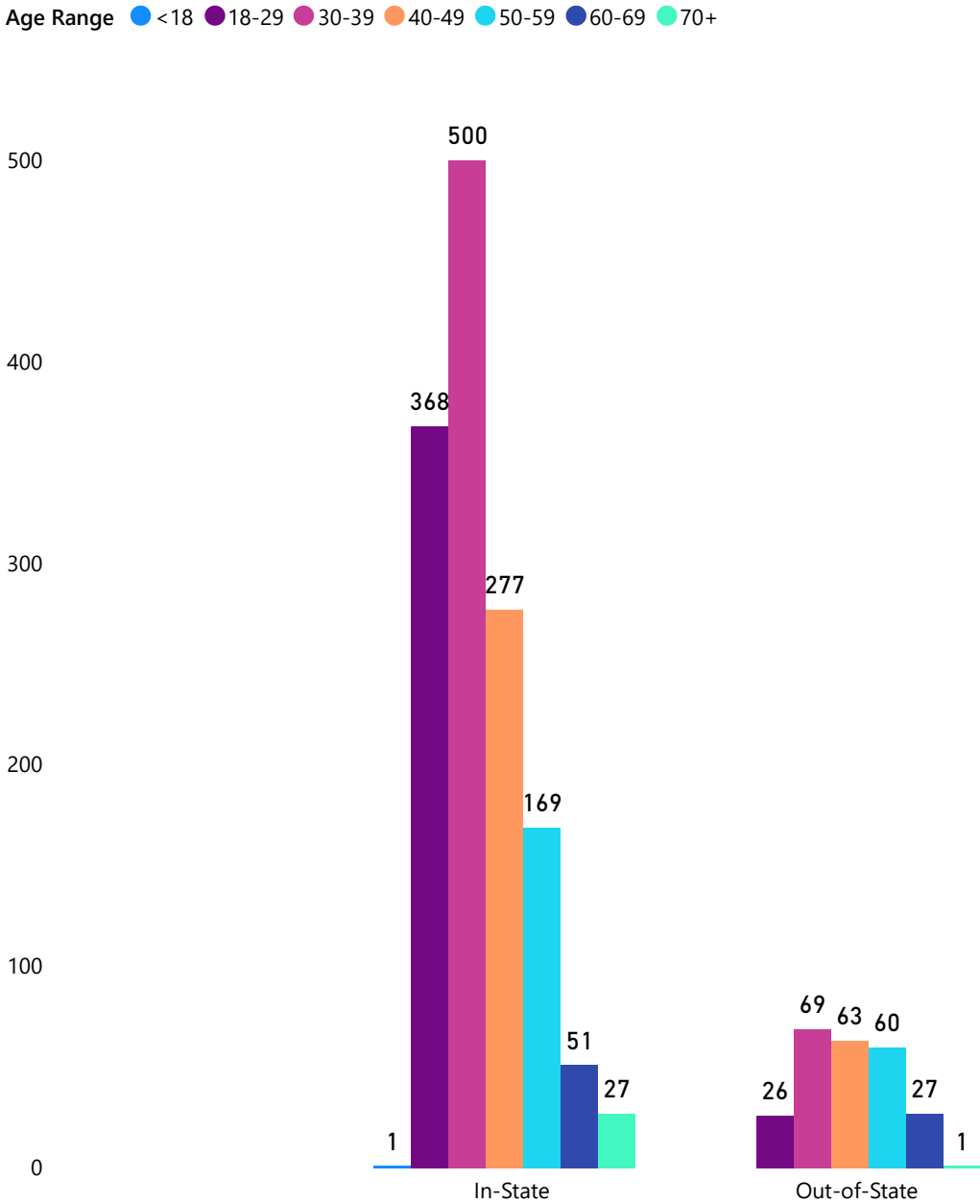
VT Department of Corrections: Population Data by Age 3/13/2020*

221
Incarcerated
Individuals aged
55 or older

Correctional Facility by Age (N=1,639)								
Facility	<18	18-29	30-39	40-49	50-59	60-69	70+	Total
CRCF	1	34	50	26	11	4		126
MVRCF		32	49	22	16	5		124
NECC		42	72	43	16	1		174
NSCF		110	151	98	42	8	2	411
NWSCF		60	73	41	29	5	4	212
SSCF		90	105	47	55	28	21	346
TCCF		26	69	63	60	27	1	246
Total	1	394	569	340	229	78	28	1639

DOC Correctional Facilities Key:
CRCF = Chittenden Regional Correctional Facility;
MVRCF = Marble Valley Regional Correctional Facility;
NECC = Northeast Correctional Complex;
NSCF = Northern State Correctional Facility;
NWSCF = Northwest State Correctional Facility;
SSCF = Southern State Correctional Facility
TCCF = Tallahatchie County Correctional Facility
(Mississippi)

Correctional Facility Location by Age (N=1,639)



*Note: Daily Counts are accurate as of 10pm on the date listed