

VT Department of Corrections:

Population Report 10/31/2023

This report contains point-in-time analyses that are up-to-date as of 8pm on the date listed. The information in this report includes all individuals incarcerated in Vermont in-state and out-of-state facilities. See below and the next page for an explanation of the information contained in this report.

Booking Statuses:

The following list describes the booking status for individuals incarcerated in VT correctional facilities (either in-state or out-of-state). Booking Status indicates the person's circumstance relative to their court case.

Sentenced Statuses:

- Sentenced: convicted of crime(s)
- Sentenced/Detained: convicted of crime(s) and held pre-trial for other crime(s)
- Sentenced W/Hold: convicted of crime(s) and held for US Marshals or other jurisdiction
- Sentenced/Detained W/Hold: (rare) convicted of crime(s), held pre-trial for other crime(s), and held for US Marshals or other jurisdiction

Detained Statuses:

- Detained: awaiting conviction for crime(s)
- Detained W/Hold: awaiting conviction for crime(s) and held for US Marshals or other jurisdiction

Hold Status:

Hold: being held for US Marshals or other jurisdiction

NOTE: Individuals in each booking status are considered in the custody of the Commissioner of Corrections. The Commissioner has authority to make release decisions for incarcerated individuals with a "sentenced only" booking status consistent with the law and when taking public safety into consideration. All other booking statuses require action by another authority (e.g. the court) to release a person from incarceration.

VT Department of Corrections:

Population Report 10/31/2023

This report contains point-in-time analyses that are up-to-date as of 8pm on the date listed. The information in this report includes *all individuals incarcerated in Vermont in-state and out-of-state facilities*. Along with the information from the previous page, see below for an explanation of the information contained in this report.

Crime Types

Incarcerated individuals are classified into different Crime Types based on the most serious crime for which they are sentenced, detained, or held. For example, 01:Fel./Serious. The number (e.g., 01) indicates the severity of the crime ranked from 01-11 from most severe to least severe. Next, the Crime Type displays whether the most serious crime was a felony (Fel.) or misdemeanor (Misd.). Finally, the category of crime is provided (e.g., Serious). See below for examples of each Crime Type. Each individual is counted once in the crime type data.

Crime Type Examples:

01:Fel./Serious: Aggravated Assault, Aggravated Sexual Assault, Murder

02:Fel./Person: Assault and Robbery, Lewd and Lascivious

03:Fel./Property: Burglary Occupied, Grand Larceny, Arson

04:Fel./Drug: Dealing, Trafficking, Possession and Sale

05:Fel./MotorV: DUI 3 or more

06:Fel./Other: Obstruction of Justice, Fugitive

07:Misd./Person: Domestic Assault, Simple Assault

08:Misd./Property: Unlawful Trespass, Retail Theft

09:Misd./Drug: Possession of drugs

10:Misd./MotorV: Careless and Negligent Operation

11:Misd./Other: Violations Conditions of Release

Vermont Correctional Facilities

See below for a list of Vermont's Correctional Facilities and their location

Chittenden Regional Correctional Facility (CRCF):

Location: South Burlington, VT

Marble Valley Regional Correctional Facility (MVRCF):

Location: Rutland, VT

Northeast Correctional Complex (NECC):

Location: St. Johnsbury, VT

Northern State Correctional Facility (NSCF):

Location: Newport, VT

Northwest State Correctional Facility (NWSCF):

Location: Swanton, VT

Southern State Correctional Facility (SSCF):

Location: Springfield, VT

Tallahatchie County Correctional Facility (TCCF):

Location: Tutwiler, MS
Out-of-state facility

VT Department of Corrections: Population Report 10/31/2023

This report contains point-in-time analyses that are up-to-date as of 8pm on the date listed. The information in this report includes all individuals incarcerated in Vermont in-state and out-of-state facilities. Along with the information from the previous page, see below for an explanation of the information contained in this report.

Race Data:

In this report, race data are categorized as follows:

- American Indian/ Alaskan Native: "AmerIndian/ AlaskanNative"
- Asian/ Pacific Islander: "Asian/ Paclslander"
- Black or African American: "Black"
- White: "White"
- Some Other Race: "Other"

Some race categories are combined due to the low number of individuals who identify with these races. In some instances, individuals who identify as American Indian/Alaskan Native, Asian, Black or African American, Pacific Islander and/or Some Other Race were combined and indicated by the acronym "BIPOC", which means Black, Indigenous, and people of color.

Hispanic, Latino, or Spanish Identification is captured with a separate yes/no identification.

Both Race and Hispanic, Latino, or Spanish Identification require a selection.

Gender Data:

In this report, gender data are categorized as follows:

- Cisgender Female: Sex female, identifies female ("Female")
- Cisgender Male: Sex male, identifies male ("Male")
- Transgender Female: Sex male, identifies female ("Transgender")
- Transgender Male: Sex female, identifies male ("Transgender")
- Intersex: A term referring to people who have physical markers that differ from the medical definitions of male or female ("Intersex")
- Other: Individuals who do not identify with any of the above gender categories ("Other")

NOTE: Transgender Female, Transgender Male, Intersex and Other were combined into one category: "Transgender & Other" for this report due to low numbers of individuals who identify with these genders. For more information regarding Gender Identification, Care, and Custody for all Vermont incarcerated individuals (in-state and out-of-state), see [DOC Directive 423.01: Gender Identification, Care, and Custody \(hyperlinked here\)](#).

VT Department of Corrections: Population Report 10/31/2023*

1244 VT in-state population
126 VT out-of-state population

1370 Total VT incarcerated population

Crime Type by Booking Status | N=1370

Crime Type	Detained	Hold	Sentenced	Total
01:Fel./Serious	268		542	810
02:Fel./Person	22		86	108
03:Fel./Property	56	1	116	173
04:Fel./Drug	22		27	49
05:Fel./MotorV	11		37	48
06:Fel./Other	12		12	24
07:Misd./Person	25		30	55
08:Misd./Property	5		1	6
09:Misd./Drug	1		4	5
10:Misd./MotorV			6	6
11:Misd./Other	1		4	5
Uncategorized	5	73	3	81
Total	428	74	868	1370

Crime Type Examples:

01:Fel./Serious: Aggravated Assault, Aggravated Sexual Assault, Murder
 02:Fel./Person: Assault and Robbery, Lewd and Lascivious
 03:Fel./Property: Burglary Occupied, Grand Larceny, Arson
 04:Fel./Drug: Dealing, Trafficking, Possession and Sale
 05:Fel./MotorV: DUI3 or more
 06:Fel./Other: Obstruction of Justice, Fugitive

07:Misd./Person: Domestic Assault, Simple Assault
 08:Misd./Property: Unlawful Trespass, Retail Theft
 09:Misd./Drug: Possession of drugs
 10:Misd./MotorV: Careless and Negligent Operation
 11:Misd./Other: Violations Conditions of Release

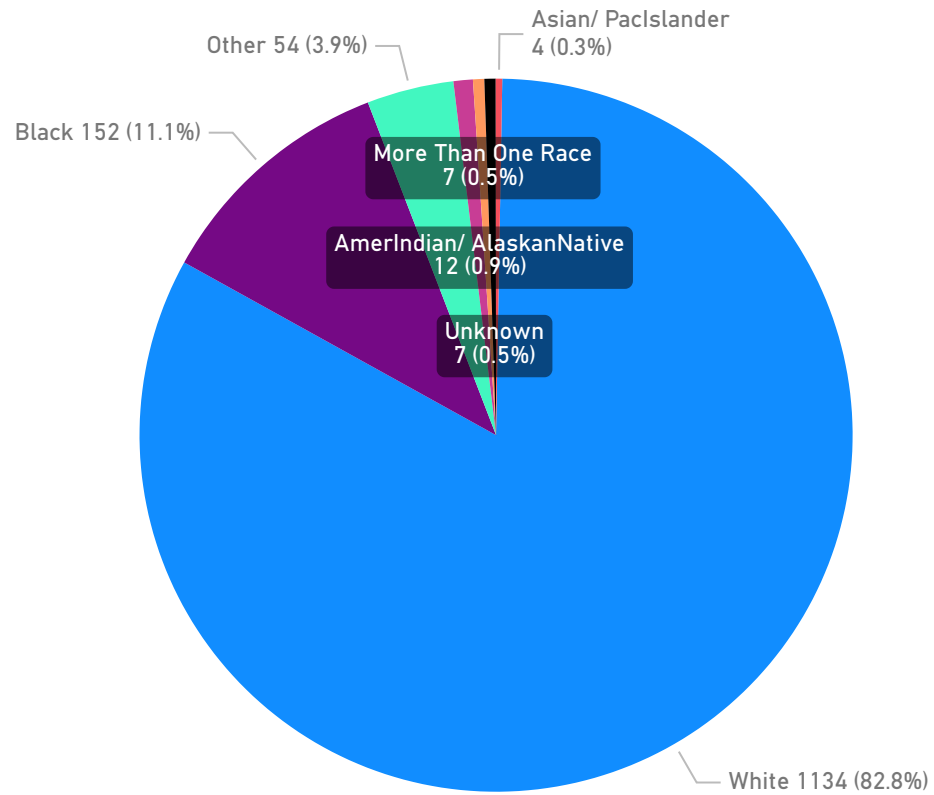
Note: All Uncategorized Crime Types have a Hold Status

*Note: Daily Counts are accurate as of 8pm on the date listed

VT Department of Corrections: Population Report 10/31/2023 *

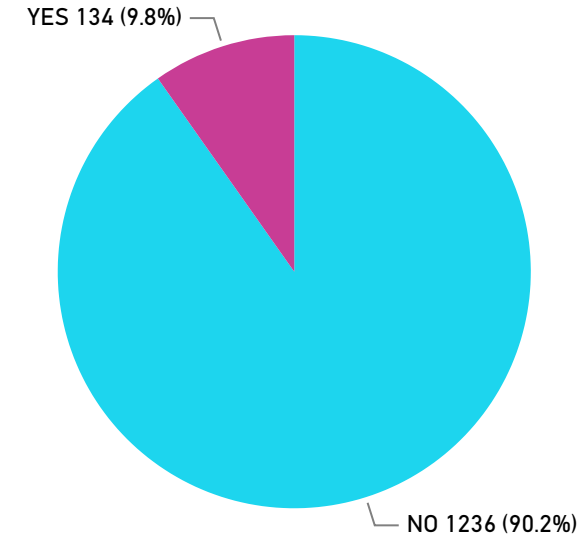
Incarcerated Population by Race | N= 1370

Race ● White ● Black ● Other ● AmerIndian/ AlaskanNative ● More Than One Race ● Unknown ● Asian/ Paclslander

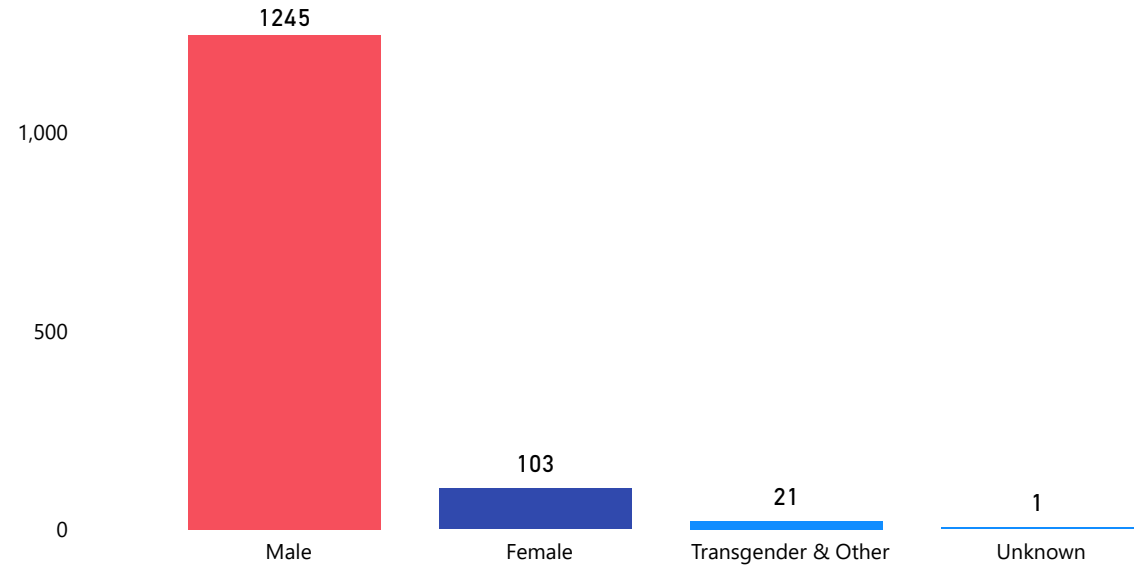


Incarcerated Population by Hispanic/Latino/Spanish Identification

N= 1370



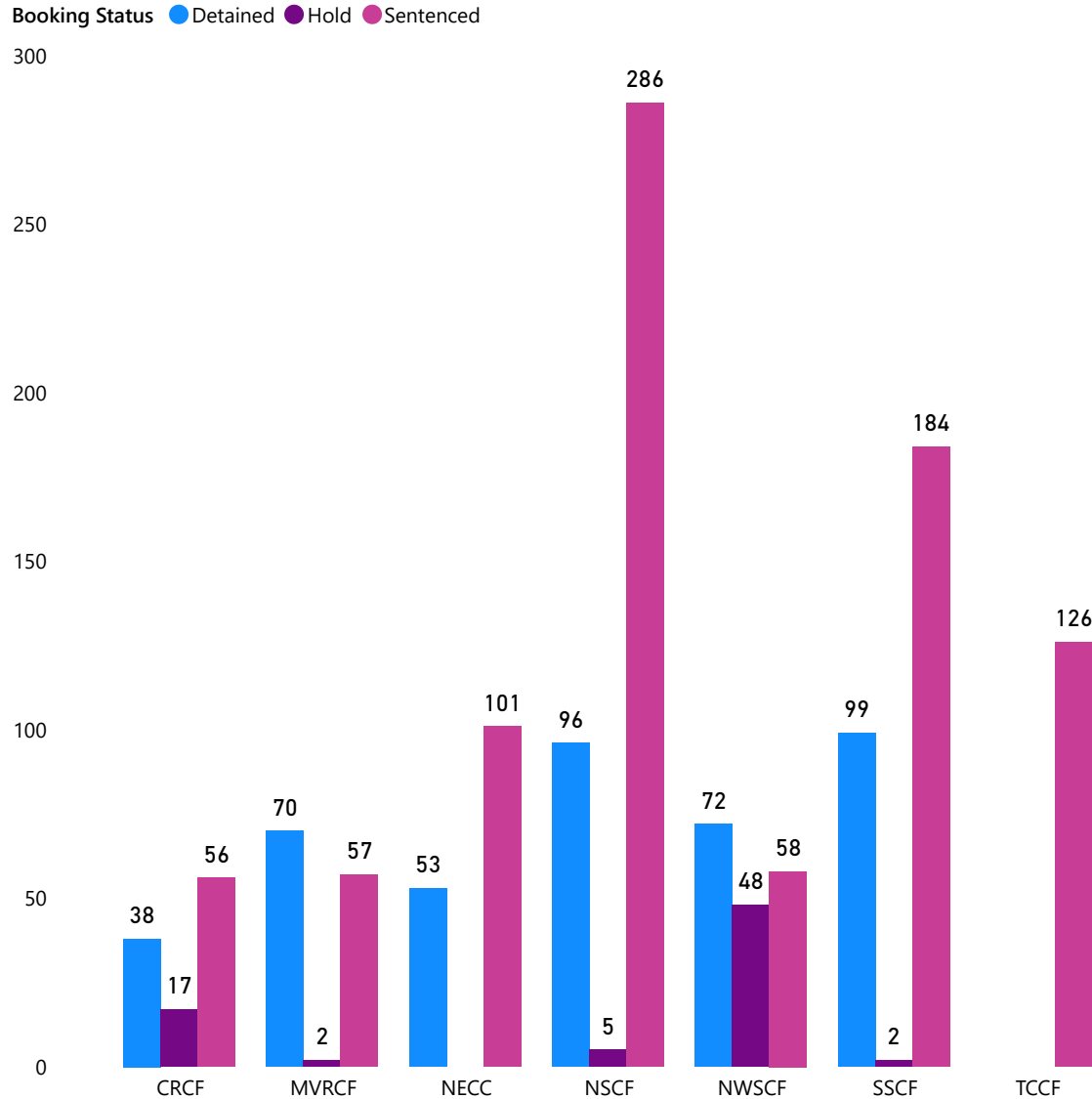
Incarcerated Population by Gender | N= 1370



*Note: Daily Counts are accurate as of 8pm on the date listed

VT Department of Corrections: Population Data by Facility 10/31/2023 *

Booking Status by Correctional Facility | N= 1370



Crime Type by Correctional Facility | N= 1370

Crime Type	CRCF	MVRCF	NECC	NSCF	NWSCF	SSCF	TCCF	Total
01:Fel./Serious	44	64	58	268	84	177	115	810
02:Fel./Person	7	16	12	32	11	23	7	108
03:Fel./Property	17	19	43	40	15	37	2	173
04:Fel./Drug	9	13	6	9	4	8	0	49
05:Fel./MotorV	6	3	14	10	5	9	1	48
06:Fel./Other	2	1	4	5	6	5	1	24
07:Misd./Person	4	6	12	13	4	16	0	55
08:Misd./Property	1	2	1	0	0	2	0	6
09:Misd./Drug	3	0	2	0	0	0	0	5
10:Misd./MotorV	0	1	2	0	0	3	0	6
11:Misd./Other	0	1	0	2	0	2	0	5
Uncategorized	18	3	0	8	49	3	0	81
Total	111	129	154	387	178	285	126	1370

Crime Type Examples:

- 01:Fel./Serious: Aggravated Assault, Aggravated Sexual Assault, Murder
- 02:Fel./Person: Assault and Robbery, Lewd and Lascivious
- 03:Fel./Property: Burglary Occupied, Grand Larceny, Arson
- 04:Fel./Drug: Dealing, Trafficking, Possession and Sale
- 05:Fel./MotorV: DUI3 or more
- 06:Fel./Other: Obstruction of Justice, Fugitive
- 07:Misd./Person: Domestic Assault, Simple Assault
- 08:Misd./Property: Unlawful Trespass, Retail Theft
- 09:Misd./Drug: Possession of drugs
- 10:Misd./MotorV: Careless and Negligent Operation
- 11:Misd./Other: Violations Conditions of Release

DOC Correctional Facilities Key:

- CRCF = Chittenden Regional Correctional Facility;
- MVRCF = Marble Valley Regional Correctional Facility;
- NECC = Northeast Correctional Complex;
- NSCF = Northern State Correctional Facility;
- NWSCF = Northwest State Correctional Facility;
- SSCF = Southern State Correctional Facility
- TCCF = Tallahatchie County Correctional Facility (Mississippi)

*Note: Daily Counts are accurate as of 8pm on the date listed

Note: All Uncategorized Crime Types have a Hold Status

VT Department of Corrections: Population Data by Age 10/31/2023 *

Correctional Facility by Age** | N= 1370

Facility	<25	25-34	35-44	45-54	55+	Total
CRCF	11	36	41	12	11	111
MVRCF	12	47	49	13	8	129
NECC	9	48	49	28	20	154
NSCF	21	135	133	69	29	387
NWSCF	13	59	61	26	19	178
SSCF	12	73	89	48	63	285
TCCF		19	38	29	40	126
Total	78	417	460	225	190	1370

DOC Correctional Facilities Key:

- CRCF = Chittenden Regional Correctional Facility;
- MVRCF = Marble Valley Regional Correctional Facility;
- NECC = Northeast Correctional Complex;
- NSCF = Northern State Correctional Facility;
- NWSCF = Northwest State Correctional Facility;
- SSCF = Southern State Correctional Facility
- TCCF = Tallahatchie County Correctional Facility
(Mississippi)

*Note: Daily Counts are accurate as of 8pm on the date listed

**For incarcerated individuals, those aged 55+ are considered elderly due to early onset and more rapid progression of many chronic conditions when compared to the general population where 65+ is considered elderly. The figure above depicts this elderly incarcerated population with the category "55+".

Correctional Facility Location by Age** | N=1370

