

VT Department of Corrections: Population Report 7/31/2023

This report contains point-in-time analyses that are up-to-date as of 8pm on the date listed. The information in this report includes all individuals incarcerated in Vermont in-state and out-of-state facilities. See below and the next page for an explanation of the information contained in this report.

Booking Statuses:

The following list describes the booking status for individuals incarcerated in VT correctional facilities (either in-state or out-of-state). Booking Status indicates the person's circumstance relative to their court case.

Sentenced Statuses:

- Sentenced: convicted of crime(s)
- Sentenced/Detained: convicted of crime(s) and held pre-trial for other crime(s)
- Sentenced W/Hold: convicted of crime(s) and held for US Marshals or other jurisdiction
- Sentenced/Detained W/Hold: (rare) convicted of crime(s), held pre-trial for other crime(s), and held for US Marshals or other jurisdiction

Detained Statuses:

- Detained: awaiting conviction for crime(s)
- Detained W/Hold: awaiting conviction for crime(s) and held for US Marshals or other jurisdiction

Hold Status:

Hold: being held for US Marshals or other jurisdiction

NOTE: Individuals in each booking status are considered in the custody of the Commissioner of Corrections. The Commissioner has authority to make release decisions for incarcerated individuals with a "sentenced only" booking status consistent with the law and when taking public safety into consideration. All other booking statuses require action by another authority (e.g. the court) to release a person from incarceration.

VT Department of Corrections:

Population Report 7/31/2023

This report contains point-in-time analyses that are up-to-date as of 8pm on the date listed. The information in this report includes *all individuals incarcerated in Vermont in-state and out-of-state facilities*. Along with the information from the previous page, see below for an explanation of the information contained in this report.

Crime Types

Incarcerated individuals are classified into different Crime Types based on the most serious crime for which they are sentenced, detained, or held. For example, 01:Fel./Serious. The number (e.g., 01) indicates the severity of the crime ranked from 01-11 from most severe to least severe. Next, the Crime Type displays whether the most serious crime was a felony (Fel.) or misdemeanor (Misd.). Finally, the category of crime is provided (e.g., Serious). See below for examples of each Crime Type. Each individual is counted once in the crime type data.

Crime Type Examples:

01:Fel./Serious: Aggravated Assault, Aggravated Sexual Assault, Murder

02:Fel./Person: Assault and Robbery, Lewd and Lascivious

03:Fel./Property: Burglary Occupied, Grand Larceny, Arson

04:Fel./Drug: Dealing, Trafficking, Possession and Sale

05:Fel./MotorV: DUI 3 or more

06:Fel./Other: Obstruction of Justice, Fugitive

07:Misd./Person: Domestic Assault, Simple Assault

08:Misd./Property: Unlawful Trespass, Retail Theft

09:Misd./Drug: Possession of drugs

10:Misd./MotorV: Careless and Negligent Operation

11:Misd./Other: Violations Conditions of Release

Vermont Correctional Facilities

See below for a list of Vermont's Correctional Facilities and their location

Chittenden Regional Correctional Facility (CRCF):

Location: South Burlington, VT

Marble Valley Regional Correctional Facility (MVRCF):

Location: Rutland, VT

Northeast Correctional Complex (NECC):

Location: St. Johnsbury, VT

Northern State Correctional Facility (NSCF):

Location: Newport, VT

Northwest State Correctional Facility (NWSCF):

Location: Swanton, VT

Southern State Correctional Facility (SSCF):

Location: Springfield, VT

Tallahatchie County Correctional Facility (TCCF):

Location: Tutwiler, MS
Out-of-state facility

VT Department of Corrections: Population Report 7/31/2023

This report contains point-in-time analyses that are up-to-date as of 8pm on the date listed. The information in this report includes all individuals incarcerated in Vermont in-state and out-of-state facilities. Along with the information from the previous page, see below for an explanation of the information contained in this report.

Race Data:

In this report, race data are categorized as follows:

- American Indian/ Alaskan Native: "AmerIndian/ AlaskanNative"
- Asian/ Pacific Islander: "Asian/ Paclslander"
- Black or African American: "Black"
- White: "White"
- Some Other Race: "Other"

Some race categories are combined due to the low number of individuals who identify with these races. In some instances, individuals who identify as American Indian/Alaskan Native, Asian, Black or African American, Pacific Islander and/or Some Other Race were combined and indicated by the acronym "BIPOC", which means Black, Indigenous, and people of color.

Hispanic, Latinx, or Spanish Identification is captured with a separate yes/no identification.

Both Race and Hispanic, Latinx, or Spanish Identification require a selection.

Gender Data:

In this report, gender data are categorized as follows:

- Cisgender Female: Sex female, identifies female ("Female")
- Cisgender Male: Sex male, identifies male ("Male")
- Transgender Female: Sex male, identifies female ("Transgender")
- Transgender Male: Sex female, identifies male ("Transgender")
- Intersex: A term referring to people who have physical markers that differ from the medical definitions of male or female ("Intersex")
- Other: Individuals who do not identify with any of the above gender categories ("Other")

NOTE: Transgender Female, Transgender Male, Intersex and Other were combined into one category: "Transgender & Other" for this report due to low numbers of individuals who identify with these genders. For more information regarding Gender Identification, Care, and Custody for all Vermont incarcerated individuals (in-state and out-of-state), see [DOC Directive 423.01: Gender Identification, Care, and Custody \(hyperlinked here\)](#).

VT Department of Corrections: Population Report 7/31/2023 *

1206 VT in-state population
126 VT out-of-state population

1332 Total VT incarcerated population

Crime Type by Booking Status | N=1332

Crime Type	Detained	Hold	Sentenced	Total
01:Fel./Serious	257		529	786
02:Fel./Person	26		78	104
03:Fel./Property	54	1	112	167
04:Fel./Drug	21	1	31	53
05:Fel./MotorV	12		36	48
06:Fel./Other	13		17	30
07:Misd./Person	15		29	44
08:Misd./Property	2		4	6
09:Misd./Drug			2	2
10:Misd./MotorV			4	4
11:Misd./Other	4		5	9
Uncategorized	2	77		79
Total	406	79	847	1332

Crime Type Examples:

01:Fel./Serious: Aggravated Assault, Aggravated Sexual Assault, Murder
 02:Fel./Person: Assault and Robbery, Lewd and Lascivious
 03:Fel./Property: Burglary Occupied, Grand Larceny, Arson
 04:Fel./Drug: Dealing, Trafficking, Possession and Sale
 05:Fel./MotorV: DUI3 or more
 06:Fel./Other: Obstruction of Justice, Fugitive

07:Misd./Person: Domestic Assault, Simple Assault
 08:Misd./Property: Unlawful Trespass, Retail Theft
 09:Misd./Drug: Possession of drugs
 10:Misd./MotorV: Careless and Negligent Operation
 11:Misd./Other: Violations Conditions of Release

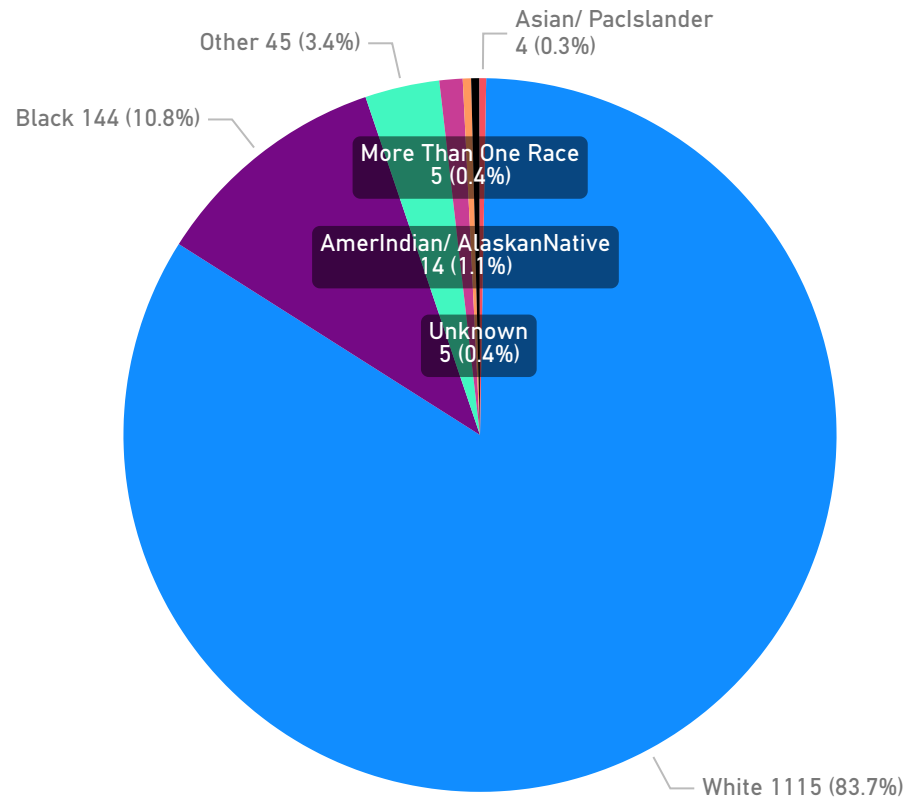
Note: All Uncategorized Crime Types have a Hold Status

*Note: Daily Counts are accurate as of 8pm on the date listed

VT Department of Corrections: Population Report 7/31/2023 *

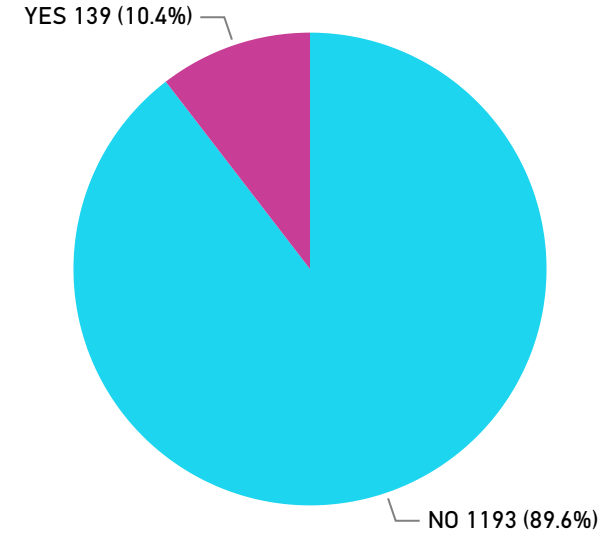
Incarcerated Population by Race | N= 1332

Race ● White ● Black ● Other ● AmerIndian/ AlaskanNative ● More Than One Race ● Unknown ● Asian/ Paclslander

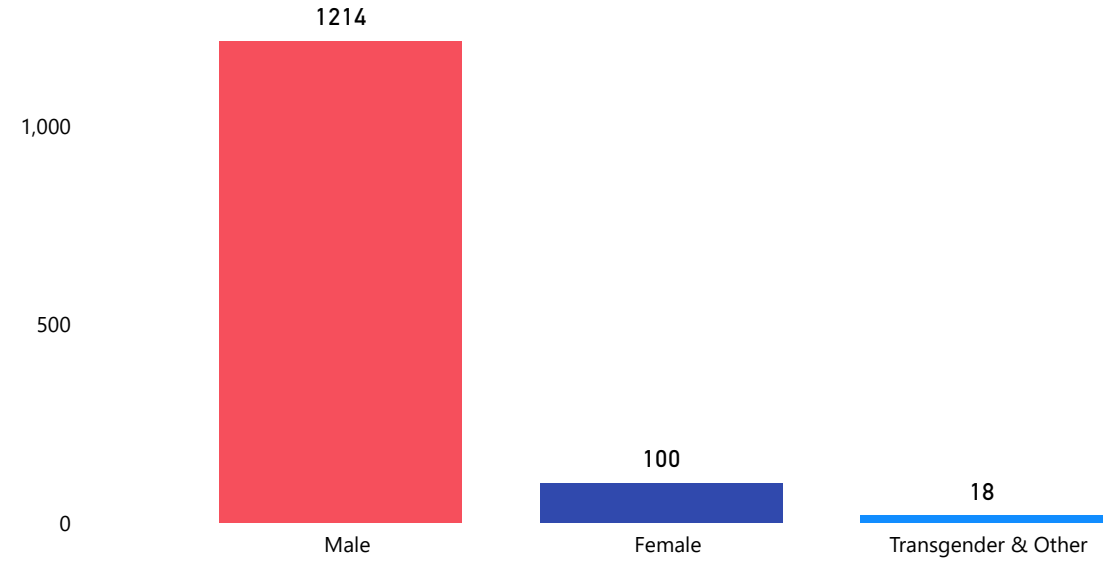


Incarcerated Population by Hispanic/Latinx/Spanish Identification

N= 1332



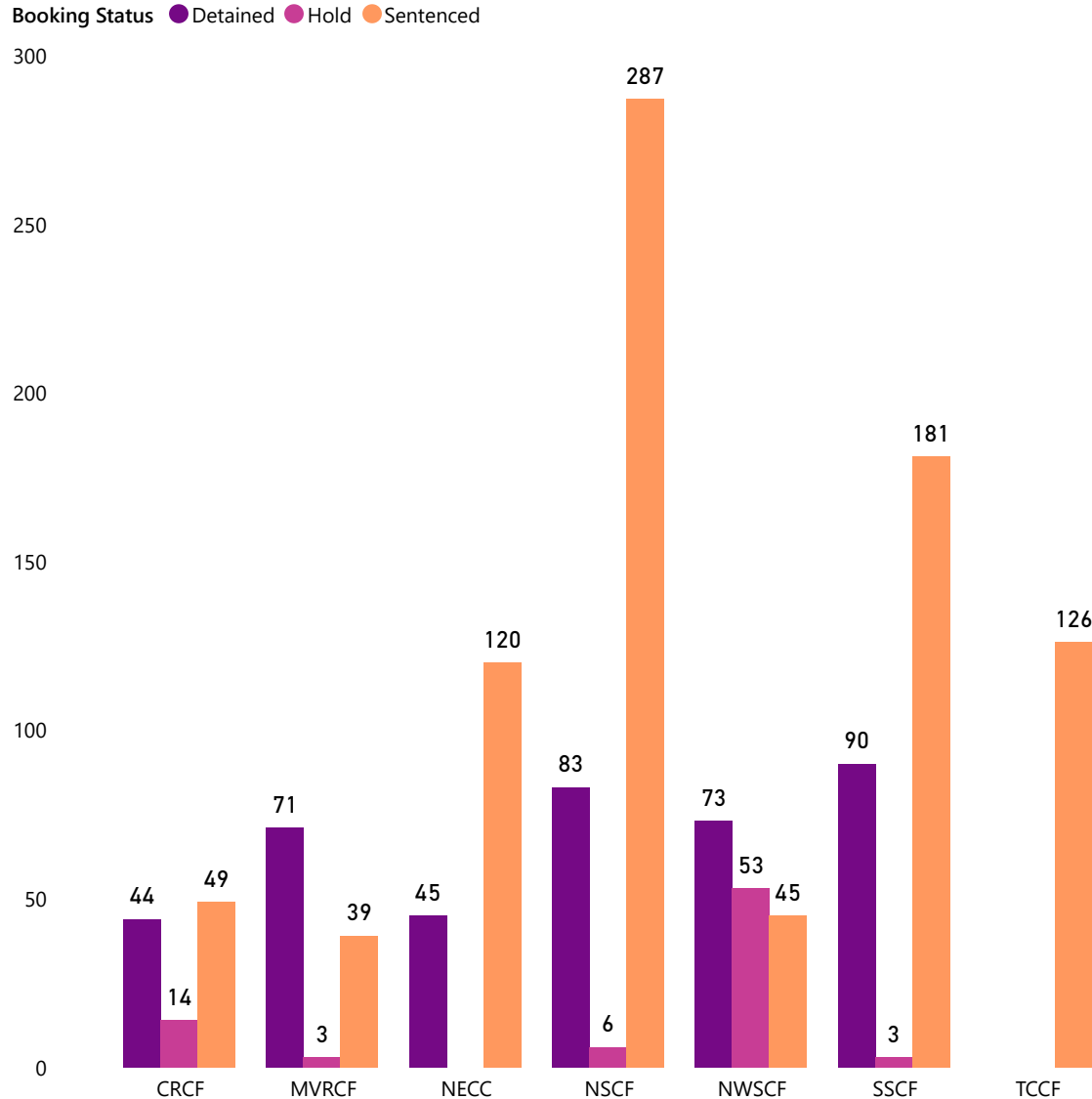
Incarcerated Population by Gender | N= 1332



*Note: Daily Counts are accurate as of 8pm on the date listed

VT Department of Corrections: Population Data by Facility 7/31/2023 *

Booking Status by Correctional Facility | N= 1332



*Note: Daily Counts are accurate as of 8pm on the date listed

Crime Type by Correctional Facility | N= 1332

Crime Type	CRCF	MVRCF	NECC	NSCF	NWSCF	SSCF	TCCF	Total
01:Fel./Serious	41	58	60	259	75	179	114	786
02:Fel./Person	8	10	12	27	13	27	7	104
03:Fel./Property	17	16	43	44	12	33	2	167
04:Fel./Drug	14	13	11	8	2	5	0	53
05:Fel./MotorV	5	3	16	10	8	5	1	48
06:Fel./Other	3	2	7	5	5	7	1	30
07:Misd./Person	2	4	10	13	4	11	0	44
08:Misd./Property	2	2	1	0	0	1	0	6
09:Misd./Drug	1	0	1	0	0	0	0	2
10:Misd./MotorV	0	0	3	0	0	1	0	4
11:Misd./Other	1	1	1	3	0	2	1	9
Uncategorized	13	4	0	7	52	3	0	79
Total	107	113	165	376	171	274	126	1332

Crime Type Examples:

- 01:Fel./Serious: Aggravated Assault, Aggravated Sexual Assault, Murder
- 02:Fel./Person: Assault and Robbery, Lewd and Lascivious
- 03:Fel./Property: Burglary Occupied, Grand Larceny, Arson
- 04:Fel./Drug: Dealing, Trafficking, Possession and Sale
- 05:Fel./MotorV: DUI3 or more
- 06:Fel./Other: Obstruction of Justice, Fugitive
- 07:Misd./Person: Domestic Assault, Simple Assault
- 08:Misd./Property: Unlawful Trespass, Retail Theft
- 09:Misd./Drug: Possession of drugs
- 10:Misd./MotorV: Careless and Negligent Operation
- 11:Misd./Other: Violations Conditions of Release

DOC Correctional Facilities Key:

- CRCF = Chittenden Regional Correctional Facility;
- MVRCF = Marble Valley Regional Correctional Facility;
- NECC = Northeast Correctional Complex;
- NSCF = Northern State Correctional Facility;
- NWSCF = Northwest State Correctional Facility;
- SSCF = Southern State Correctional Facility
- TCCF = Tallahatchie County Correctional Facility (Mississippi)

Note: All Uncategorized Crime Types have a Hold Status

VT Department of Corrections: Population Data by Age 7/31/2023 *

Correctional Facility by Age** | N= 1332

Facility	<25	25-34	35-44	45-54	55+	Total
CRCF	8	38	37	13	11	107
MVRCF	13	37	43	15	5	113
NECC	8	56	59	24	18	165
NSCF	17	124	133	72	30	376
NWSCF	16	59	61	17	18	171
SSCF	19	67	77	54	57	274
TCCF		18	39	28	41	126
Total	81	399	449	223	180	1332

DOC Correctional Facilities Key:

- CRCF = Chittenden Regional Correctional Facility;
- MVRCF = Marble Valley Regional Correctional Facility;
- NECC = Northeast Correctional Complex;
- NSCF = Northern State Correctional Facility;
- NWSCF = Northwest State Correctional Facility;
- SSCF = Southern State Correctional Facility
- TCCF = Tallahatchie County Correctional Facility
(Mississippi)

*Note: Daily Counts are accurate as of 8pm on the date listed

**For incarcerated individuals, those aged 55+ are considered elderly due to early onset and more rapid progression of many chronic conditions when compared to the general population where 65+ is considered elderly. The figure above depicts this elderly incarcerated population with the category "55+".

Correctional Facility Location by Age** | N=1332

