

VT Department of Corrections:

Medication Assisted Treatment (MAT) Report 3/31/2023

This report contains point-in-time analyses that are up-to-date as of 10pm on the date listed for the in-state incarcerated population. In-depth breakdowns for the population receiving Medication Assisted Treatment (MAT) over a variety of topics are provided in this report. Pages 1-7 deliver context and explanation for the data included.

Medication Assisted Treatment (MAT):

[Act 176 \(hyperlinked here\)](#), effective July 1, 2018, directs Vermont correctional facilities to provide medication-assisted treatment (MAT) to incarcerated individuals receiving MAT prior to entering a correctional facility for as long as medically necessary. Additionally, the law requires that Vermont correctional facilities assess and commence buprenorphine-specific MAT if it is deemed medically necessary by a provider authorized to prescribe buprenorphine. The incarcerated individual shall be authorized to receive the medication as soon as possible and for as long as medically necessary. Lastly, the law requires correctional facilities to transfer incarcerated individuals from buprenorphine to methadone if methadone is determined to be medically necessary by a provider authorized to prescribe methadone and the individual elects to do so.

The criteria for being prescribed one of the three FDA-approved MAT medications (buprenorphine, methadone, or naltrexone) are:

- 1) Meeting medical necessity for treatment as determined by an X-waivered qualified medical provider
- 2) Electing to accept treatment as per the MAT Patient Agreement

VT DOC: Medication Assisted Treatment (MAT) Report 3/31/2023

This report contains point-in-time analyses that are up-to-date as of 10pm on the date listed for the in-state incarcerated population. The analyses provided in this report contain in-depth breakdowns for the population receiving Medication Assisted Treatment (MAT) across the following reports:

- [Population Report](#)
- [Violent Crime Report](#)
- [Minimum Release Report](#)

Individuals can receive MAT at any point in the month listed above and DOES NOT mean they had received MAT throughout the entire month. In this report, "MAT Status" is either denoted as "yes" if the individual had received MAT at any point in the month reported or "no" if the individual did not receive MAT this month.

The Vermont Department of Corrections (VT DOC) contract with Tallahatchie County Correctional Facility (TCCF) does not currently include an MAT program.

Prior to being sent out of state, the VT DOC conducts a comprehensive physical, mental and substance use disorder screening and assessment of each potential out-of-state candidate. Those, who by statute are screened positive for MAT are not eligible to be sent out-of-state.

If anyone who is housed out-of-state requests to be assessed for opioid use disorder (OUD) and medical necessity for MAT, their medical records are reviewed. If clinically indicated, they are returned to VT for assessment and could receive MAT based on the results of the assessment.

Thus, those placed out of state at TCCF are not included in this report as they would not receive MAT while out of state.

VT DOC: Medication Assisted Treatment (MAT) Report 3/31/2023

This report contains point-in-time analyses that are up-to-date as of 10pm on the date listed for the in-state incarcerated population. In-depth breakdowns for the population receiving Medication Assisted Treatment (MAT) over a variety of topics are provided in this report. Pages 1-7 deliver context and explanation for the data included.

Race Data:

In this report, race data are categorized as follows:

- American Indian/Alaskan Native: "AmerIndian/ AlaskanNative"
- Asian/ Pacific Islander: "Asian/ Paclslander"
- Black or African American: "Black"
- White: "White"
- Some Other Race: "Other"

Some race categories are combined due to the low number of individuals who identify with these races. In some instances, individuals who identify as American Indian/Alaskan Native, Asian, Black or African American, Pacific Islander, and/or Some Other Race were combined and indicated by the acronym "BIPOC", which means Black, Indigenous, and people of color.

Hispanic, Latino, or Spanish Origin is captured with a separate yes/no identification.

Both Race and Hispanic, Latino, or Spanish Origin require a selection.

Gender Data:

In this report, gender data are categorized as follows:

- Cisgender Female: Sex female, identifies female ("Female")
- Cisgender Male: Sex male, identifies male ("Male")
- Transgender Female: Sex male, identifies female ("Transgender")
- Transgender Male: Sex female, identifies male ("Transgender")
- Intersex: A term referring to people who have physical markers that differ from the medical definitions of male or female ("Intersex")
- Other: Individuals who do not identify with any of the above gender categories ("Other")

NOTE: Female, Transgender Female, Transgender Male, Intersex, and Other were combined into one category: "Female/Transgender/Other" for this report due to low numbers of individuals who identify with certain genders. For more information regarding Gender Identification, Care, and Custody for all Vermont incarcerated individuals (in-state and out-of-state), see [DOC Directive 423.01: Gender Identification, Care, and Custody \(hyperlinked here\)](#).

VT DOC: Medication Assisted Treatment (MAT) Report 3/31/2023

This report contains point-in-time analyses that are up-to-date as of 10pm on the date listed for the in-state incarcerated population. In-depth breakdowns for the population receiving Medication Assisted Treatment (MAT) over a variety of topics are provided in this report. Pages 1-7 deliver context and explanation for the data included.

Booking Statuses:

The following list describes the booking status for individuals incarcerated in VT correctional facilities (either in-state or out-of-state). Booking Status indicates the individual's circumstance relative to their court case.

Sentenced Statuses:

- Sentenced: convicted of crime(s)
- Sentenced/Detained: convicted of crime(s) and held pre-trial for other crime(s)
- Sentenced W/Hold: convicted of crime(s) and held for US Marshals or other jurisdiction
- Sentenced/Detained W/Hold: (rare) convicted of crime(s), held pre-trial for other crime(s), and held for US Marshals or other jurisdiction

Detained Statuses:

- Detained: awaiting conviction for crime(s)
- Detained W/Hold: awaiting conviction for crime(s) and held for US Marshals or other jurisdiction

Hold Status:

Hold: being held for US Marshals or other jurisdiction

NOTE: Individuals in each booking status are considered in the custody of the Commissioner of Corrections. The Commissioner has authority to make release decisions for incarcerated individuals with a "sentenced only" booking status consistent with the law and taking public safety into consideration. All other booking statuses require action by another authority (e.g. the court), to release a person from incarceration.

Releasing Individuals from Incarceration:

Convicted individuals are sentenced to serve a minimum and maximum term by the court for each crime they commit. Individuals may be housed past their minimum release date but must be released by their maximum release date. Individuals with a "sentenced only" booking status (without detained, hold status) are eligible for release by the authority of the Commissioner of Corrections. All other booking statuses require action by another authority (such as the court) for release. See below for explanations of why an individual might be released from incarceration and the booking status(es) to which this reason might apply.

Bail Paid: Released from incarceration due to paying required bail amount (Detained status)

Court Order: Released from incarceration by authority of the court (Detained status)

Reached Maximum Release Date: Reached maximum release date and is released into the community, no longer under DOC supervision (Sentenced & Detained statuses)

Released to Community Supervision: Released from incarceration, but still supervised by the DOC via a probation & parole office (Sentenced & Detained statuses)

Released to US Marshals/Other State: Released to US Marshals/other authority (Hold Status)

VT DOC: Medication Assisted Treatment (MAT) Report 3/31/2023

This report contains point-in-time analyses that are up-to-date as of 10pm on the date listed for the in-state incarcerated population. In-depth breakdowns for the population receiving Medication Assisted Treatment (MAT) over a variety of topics are provided in this report. Pages 1-7 deliver context and explanation for the data included.

Crime Types

Incarcerated individuals are classified into different Crime Types based on the most serious crime for which they are sentenced, detained, or held. For example, 01:Fel./Serious. The number (e.g., 01) indicates the severity of the crime ranked from 01-11 from most severe to least severe. Next, the Crime Type displays whether the most serious crime was a felony (Fel.) or misdemeanor (Misd.). Finally, the category of crime is provided (e.g., Serious). See below for examples of each Crime Type. Each individual is counted once in the crime type data.

Crime Type Examples:

- 01:Fel./Serious:** Aggravated Assault, Aggravated Sexual Assault, Murder
- 02:Fel./Person:** Assault and Robbery, Lewd and Lascivious
- 03:Fel./Property:** Burglary Occupied, Grand Larceny, Arson
- 04:Fel./Drug:** Dealing, Trafficking, Possession and Sale
- 05:Fel./MotorV:** DUI 3 or more
- 06:Fel./Other:** Obstruction of Justice, Fugitive
- 07:Misd./Person:** Domestic Assault, Simple Assault
- 08:Misd./Property:** Unlawful Trespass, Retail Theft
- 09:Misd./Drug:** Possession of drugs
- 10:Misd./MotorV:** Careless and Negligent Operation
- 11:Misd./Other:** Violations Conditions of Release

Vermont In-State Correctional Facilities

See below for a list of Vermont's In-State Correctional Facilities, their location, and capacity.

Chittenden Regional Correctional Facility (CRCF):

Location: South Burlington, VT; **Capacity:** 177

Marble Valley Regional Correctional Facility (MVRCF):

Location: Rutland, VT; **Capacity:** 118

Northeast Correctional Complex (NECC):

Location: St. Johnsbury, VT; **Capacity:** 219

Northern State Correctional Facility (NSCF):

Location: Newport, VT; **Capacity:** 433

Northwest State Correctional Facility (NWSCF):

Location: Swanton, VT; **Capacity:** 255

Southern State Correctional Facility (SSCF):

Location: Springfield, VT; **Capacity:** 377

VT Department of Corrections:

Medication Assisted Treatment (MAT) Report 3/31/2023

This report contains point-in-time analyses that are up-to-date as of 10pm on the date listed for the in-state incarcerated population. In-depth breakdowns for the population receiving Medication Assisted Treatment (MAT) over a variety of topics are provided in this report. Pages 1-7 deliver context and explanation for the data included.

Risk to Reoffend:

The VT DOC utilizes the Ohio Risk Assessment System (ORAS) to determine an offender's risk to reoffend or commit another crime. This measure is used for individuals being housed in correctional facilities and those under community supervision. The department uses the following instruments:

Prison Intake Tool (PIT):

Provided to all incarcerated individuals sentenced to a year or longer in a correctional facility. Informs risk reduction programming (RRP) eligibility. 4 levels of risk, with scores varying by gender: Low, Moderate, High, Very High

Community Supervision Tool (CST):

Administered to offenders under community supervision: within 2 weeks of intake, 3 months after release from incarceration to community supervision, and/or annually and/or upon significant changes in community status. 4 levels of risk, with scores varying by gender: Low, Moderate, High, Very High

Reentry Tools:

Administered to incarcerated individuals sentenced to a year or longer. Provided within 6-8 weeks before being released to the community. 3 levels of risk, with scores varying by gender: Low, Moderate, High

Violent Crime Status:

Offenders convicted of one or more statutorily listed offenses outlined in 13 VSA §5301 are deemed to have committed a violent crime, referred to as "listed" in our system. Examples of violent (or listed) crimes include but are not limited to: murder, aggravated assault, sexual assault, burglary, driving under the influence, sale or delivery of illicit drugs. This report uses the "listed" crimes as proxy for violent crimes.

Due to the nature of these crimes, special consideration toward victims is required in release decision making. Committing a violent crime does not always directly correlate with an offender's risk to reoffend.

VT Department of Corrections:

Medication Assisted Treatment (MAT) Report 3/31/2023

This report contains point-in-time analyses that are up-to-date as of 10pm on the date listed for the in-state incarcerated population. In-depth breakdowns for the population receiving Medication Assisted Treatment (MAT) over a variety of topics are provided in this report. Pages 1-7 deliver context and explanation for the data included.

Incarcerating Individuals Past Minimum Release Reasons:

Convicted offenders are sentenced to serve a minimum and maximum term by the court for each crime they commit. Individuals may be housed past their minimum release date but must be released by their maximum release date. Individuals with a "sentenced only" booking status (without detained, hold status) are eligible for release by the authority of the Commissioner of Corrections. All other booking statuses require action by another authority (such as the court) for release. See below for explanations/examples of reasons why someone might be housed past their minimum release date.

Furlough Violation/Inappropriate for Furlough: Returned from community supervision for a fixed length of time due to a technical violation, or "interrupting" release to furlough due to individual's behavior/risk to community

Graduated Sanction: Short term incarceration in response to technical violations that allow for continuation in completing community sentence

Hold for US Marshals/Other State: Held in VT facilities until under appropriate federal/state jurisdiction

Incomplete Programming: Required programming in progress, pending start, or termination/suspension due to behavior issues

Lack of Housing: No appropriate housing upon entry into the community

Pending Other Charge(s): Ex: Violation of supervision that results in new charge

Refusing Furlough/Mandated Services: Refusing services required by sentence or furlough placement

Scheduled for Release at Max Date: Due to concerns for safety of community, scheduled to release at maximum end date

Violent Crime/Inappropriate for Release: Offenders who committed violent crime(s) and are unsafe for release to community

VT Department of Corrections:
Medication Assisted Treatment (MAT) Report

In-State Population Data

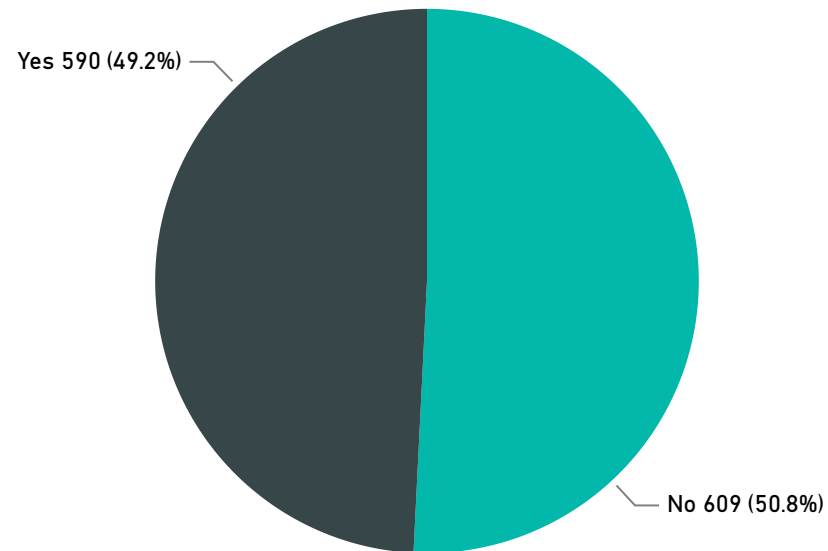
VT DOC MAT Report: In-State Population Data 3/31/2023 *

1197

Vermont In-State Incarcerated Population

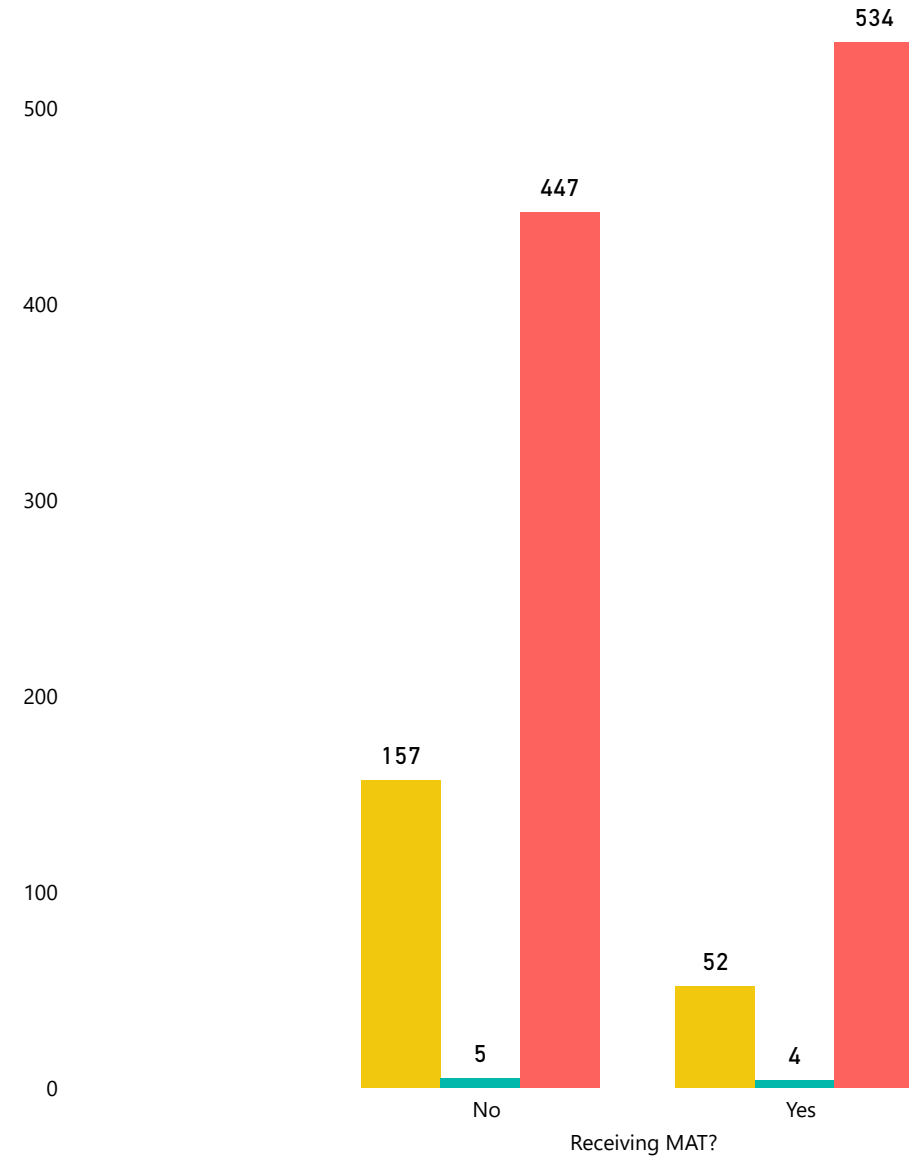
In-State Incarcerated Population by MAT Status | N = 1197

Receiving MAT? ● No ● Yes



In-State Incarcerated Population: MAT Status by Race | N= 1197

Race ● BIPOC/Other ● Unknown ● White



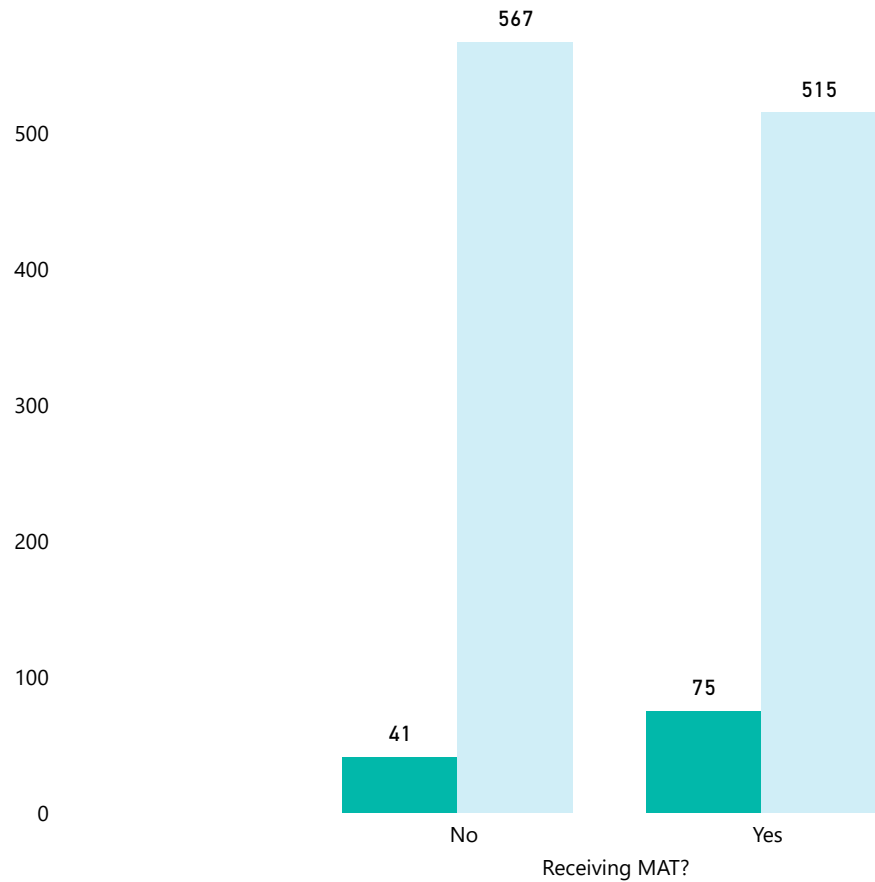
*Note: Daily Counts are accurate as of 10pm on the date listed

VT DOC MAT Report:

In-State Population Data 3/31/2023 *

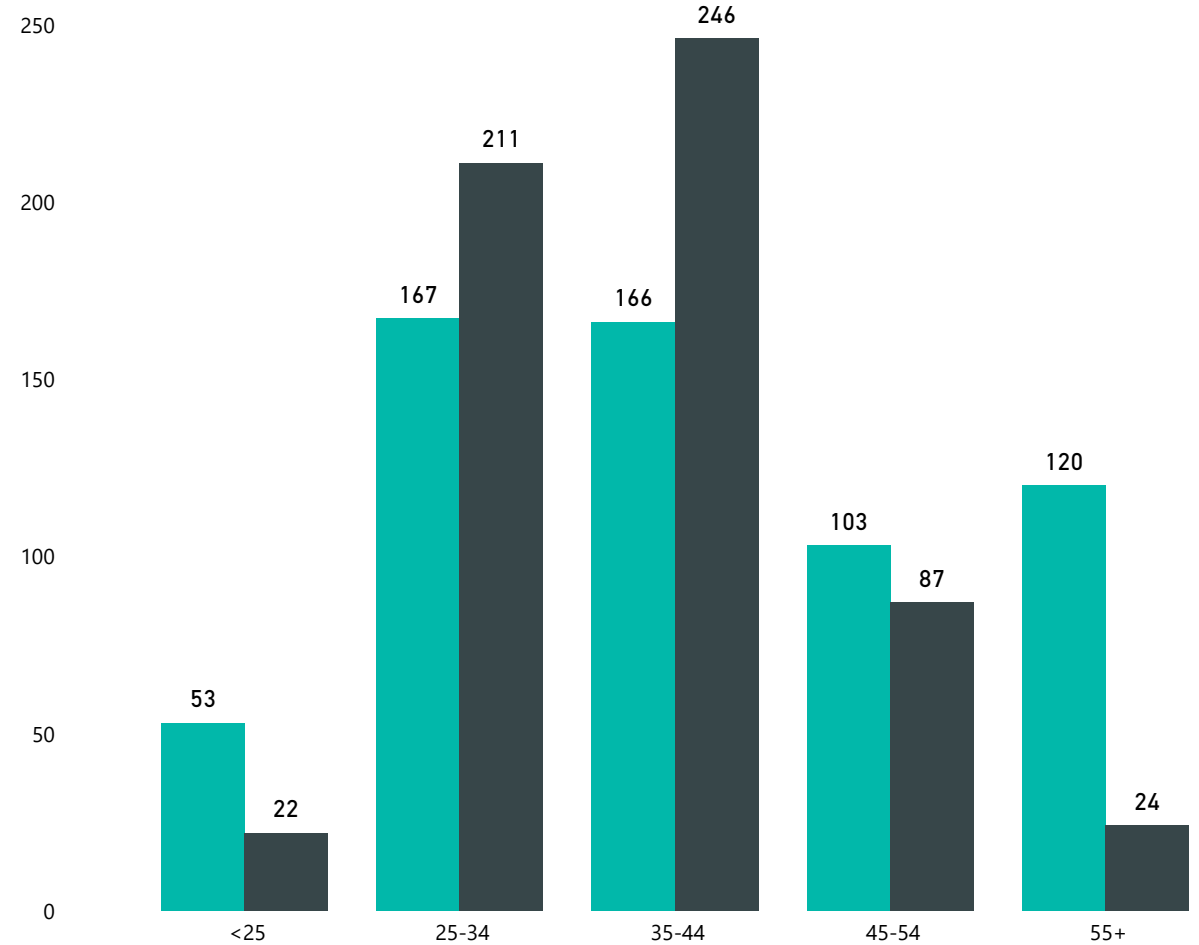
In-State Incarcerated Population: Gender Information | N = 1197

Gender ● Female/Transgender/Other ● Male



In-State Incarcerated Population: Age** by MAT Status | N = 1197

Receiving MAT? ● No ● Yes



*Note: Daily Counts are accurate as of 10pm on the date listed
**For incarcerated individuals, those aged 55+ are considered elderly due to early onset and more rapid progression of many chronic conditions when compared to the general population where 65+ is considered elderly. The figure above depicts this elderly incarcerated population with the category "55+".

VT DOC MAT Report:

In-State Population Data 3/31/2023*

In-State Incarcerated Population: Booking by MAT Status
N = 1197

Receiving MAT? Booking Status	No		Yes		Total	
	Count	%	Count	%	Count	%
Detained	227	18.9%	169	14.1%	396	33.0%
Hold	43	3.6%	35	2.9%	78	6.5%
Sentenced	339	28.3%	386	32.2%	725	60.5%
Total	609	50.8%	590	49.2%	1199	100.0%

Booking Statuses: *Detained* = awaiting conviction for crime(s); *Detained W/Hold* = awaiting conviction for other crime(s) and held for US Marshals or other jurisdiction; *Hold*: being held for US Marshals or other jurisdiction.; *Sentenced* = convicted of crime(s); *Sentenced/Detained* = convicted of crime(s) and held pre-trial for other crime(s); *Sentenced W/Hold* = convicted of crime(s) and held for US Marshals or other jurisdiction; *Sentenced/Detained W/Hold (rare)* = convicted of crime(s), held pre-trial for other crime(s), and held for US Marshals or other jurisdiction.

In-State Incarcerated Population: Correctional Facility by
MAT Status | N = 1197

Receiving MAT? Facility	No		Yes		Total	
	Count	%	Count	%	Count	%
CRCF	33	5.4%	75	12.7%	108	9.0%
MVRCF	53	8.7%	58	9.8%	111	9.3%
NECC	85	14.0%	85	14.4%	170	14.2%
NSCF	162	26.6%	209	35.4%	371	30.9%
NWSCF	101	16.6%	66	11.2%	167	13.9%
SSCF	175	28.7%	97	16.4%	272	22.7%
Total	609	100.0%	590	100.0%	1199	100.0%

DOC Correctional Facilities Key:

- CRCF = Chittenden Regional Correctional Facility;
- MVRCF = Marble Valley Regional Correctional Facility;
- NECC = Northeast Correctional Complex;
- NSCF = Northern State Correctional Facility;
- NWSCF = Northwest State Correctional Facility;
- SSCF = Southern State Correctional Facility
- TCCF = Tallahatchie County Correctional Facility (Mississippi)

*Note: Daily Counts are accurate as of 10pm on the date listed

VT DOC MAT Report:

In-State Population Data 3/31/2023 *

In-State Incarcerated Population: Crime Type by MAT Status | N = 1197

Receiving MAT? Crime Type	No		Yes		Total	
	Count	%	Count	%	Count	%
01:Fel./Serious	395	64.9%	299	50.7%	694	57.9%
02:Fel./Person	47	7.7%	45	7.6%	92	7.7%
03:Fel./Property	41	6.7%	107	18.1%	148	12.3%
04:Fel./Drug	15	2.5%	40	6.8%	55	4.6%
05:Fel./MotorV	23	3.8%	21	3.6%	44	3.7%
06:Fel./Other	12	2.0%	15	2.5%	27	2.3%
Misdemeanor Crime	31	5.1%	32	5.4%	63	5.3%
Uncategorized	45	7.4%	31	5.3%	76	6.3%
Total	609	100.0%	590	100.0%	1199	100.0%

Crime Type Examples:

- 01:Fel./Serious: Aggravated Assault, Aggravated Sexual Assault, Murder
- 02:Fel./Person: Assault and Robbery, Lewd and Lascivious
- 03:Fel./Property: Burglary Occupied, Grand Larceny, Arson
- 04:Fel./Drug: Dealing, Trafficking, Possession and Sale
- 05:Fel./MotorV: DUI3 or more
- 06:Fel./Other: Obstruction of Justice, Fugitive

Misdemeanor Crime includes the following:

- 07:Misd./Person: Domestic Assault, Simple Assault
- 08:Misd./Property: Unlawful Trespass, Retail Theft
- 09:Misd./Drug: Possession of drugs
- 10:Misd./MotorV: Careless and Negligent Operation
- 11:Misd./Other: Violations Conditions of Release

Note: All Uncategorized Crime Types have a Hold Status

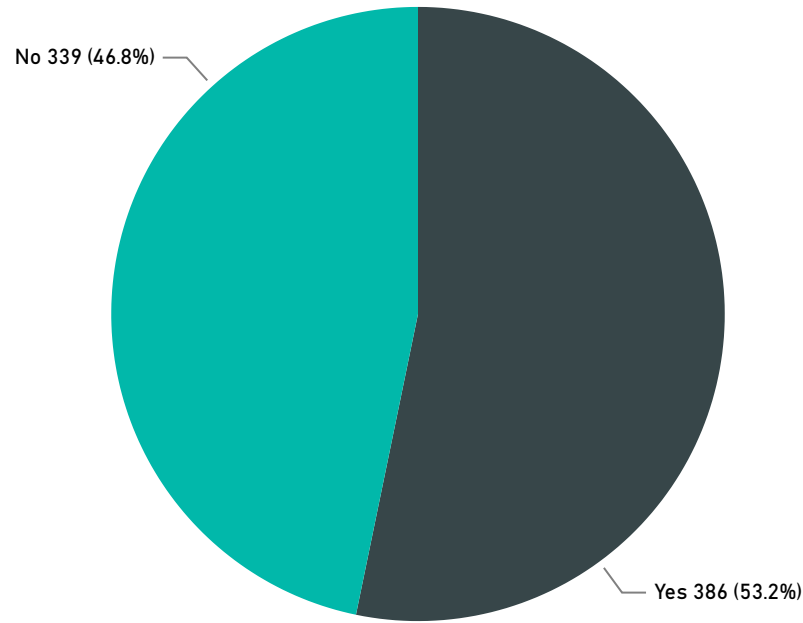
*Note: Daily Counts are accurate as of 10pm on the date listed

VT Department of Corrections:
Medication Assisted Treatment (MAT) Report

In-State Violent Crime & Risk to Reoffend Data

In-State Sentenced Population: MAT Status | N= 724

Receiving MAT? ● Yes ● No



724

Total In-State Sentenced Population

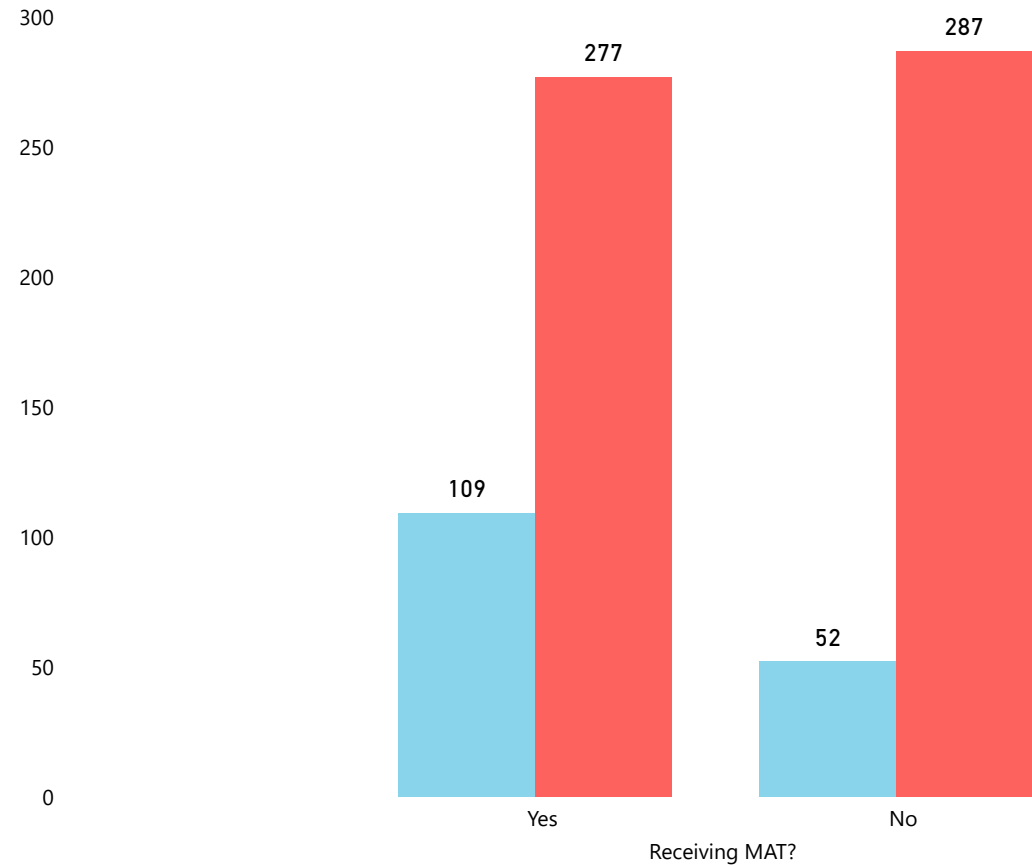
This includes:

- 632** In-State Sentenced only population
- 66** In-State Sentenced & Detained for other crime(s)
- 22** In-State Sentenced w/Hold for US Marshals/Other State
- 4** In-State Sentenced & Detained w/Hold

VT DOC MAT Report: In-State Sentenced Population- Violent Crime Data 3/31/2023*

In-State Sentenced Population: Violent Crime Status by MAT Status | N = 724

Violent Crime Categorization ● Non-Violent Crime ● Violent Crime



*Note: Daily Counts are accurate as of 10pm on the date listed

**Violent Crime information is provided for the offender's most violent crime committed. See page 5 for more detailed violent crime information.

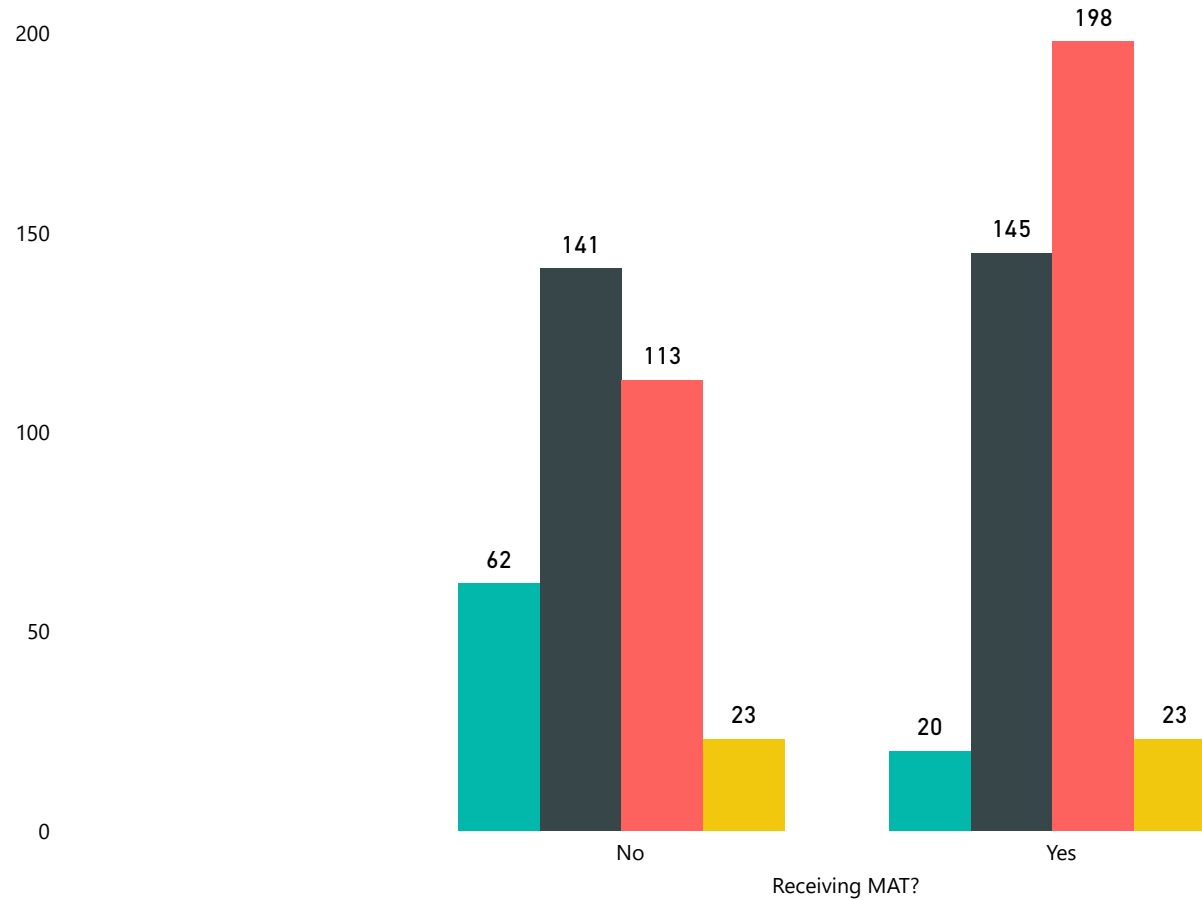
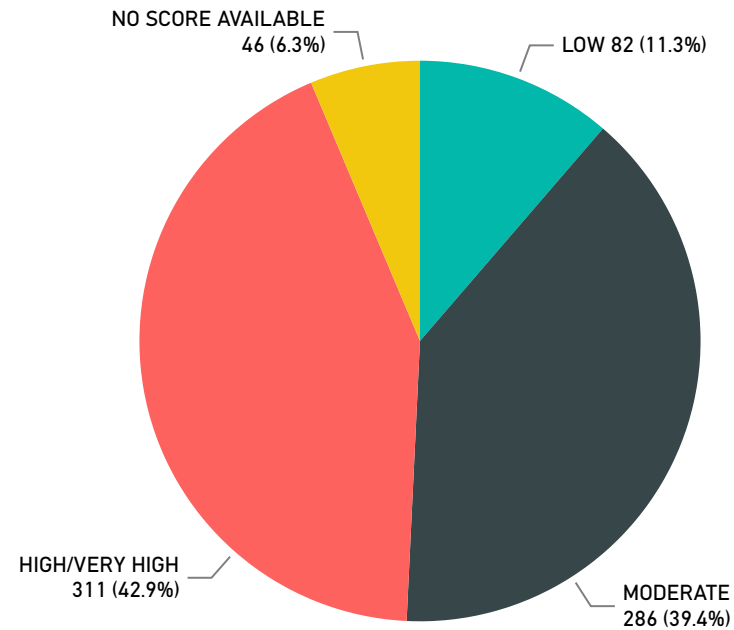
VT DOC MAT Report:

In-State Sentenced Population- Violent Crime Data 3/31/2023*

In-State Sentenced Population: Risk to Reoffend Level
N = 724

In-State Sentenced Population: Risk to Reoffend by MAT Status | N = 724

ORAS Score ● LOW ● MODERATE ● HIGH/VERY HIGH ● NO SCORE AVAILABLE



*Note: Daily Counts are accurate as of 10pm on the date listed

**Risk to Reoffend information includes sentenced only individuals who have a risk assessment completed for their current arrest. *High* and *Very High* categories were combined for cohesion across risk assessment tools. Individuals with No Score either do not qualify to be tested or do not yet have one due to the timing of their incarceration. See page 5 for a description of Risk to Reoffend measures utilized by the DOC.

VT Department of Corrections: Medication Assisted Treatment (MAT) Report

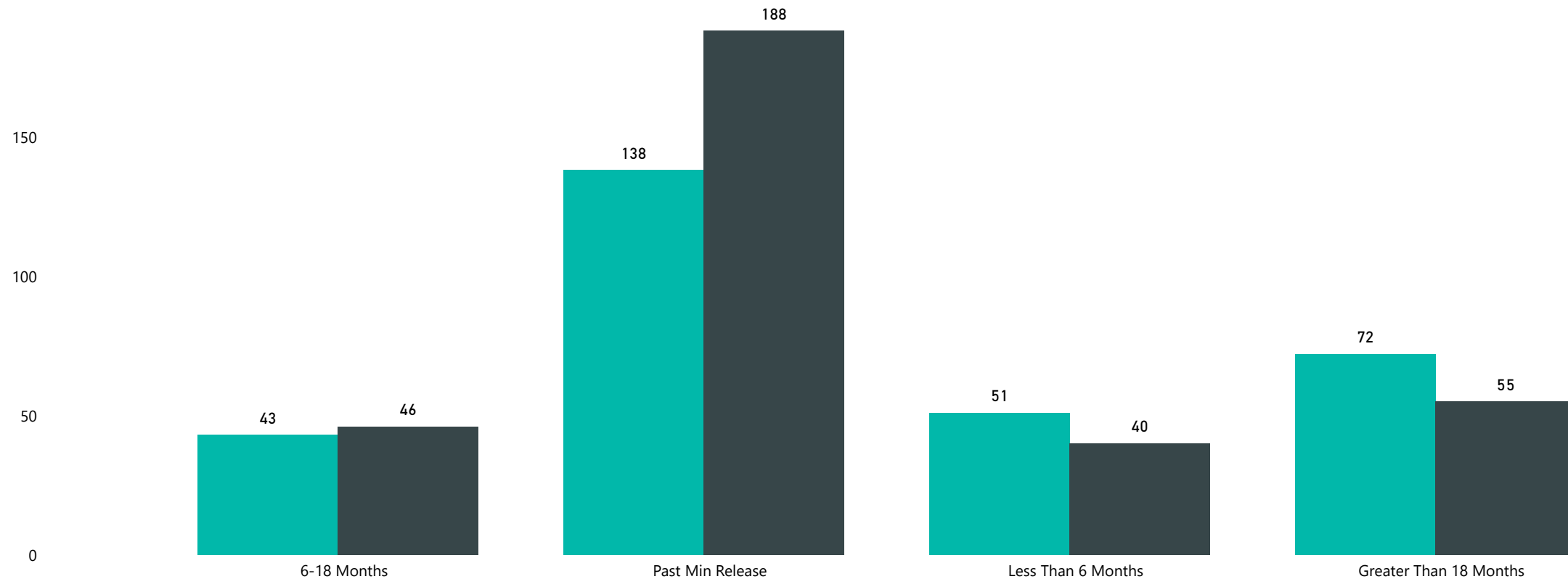
In-State Minimum Release Data

VT DOC MAT Report:

In-State Sentenced Only Population Minimum Release Data 3/31/2023*

In-State Sentenced Only Population: Months from Minimum Release Date by MAT Status | N = 632

Receiving MAT? ● No ● Yes



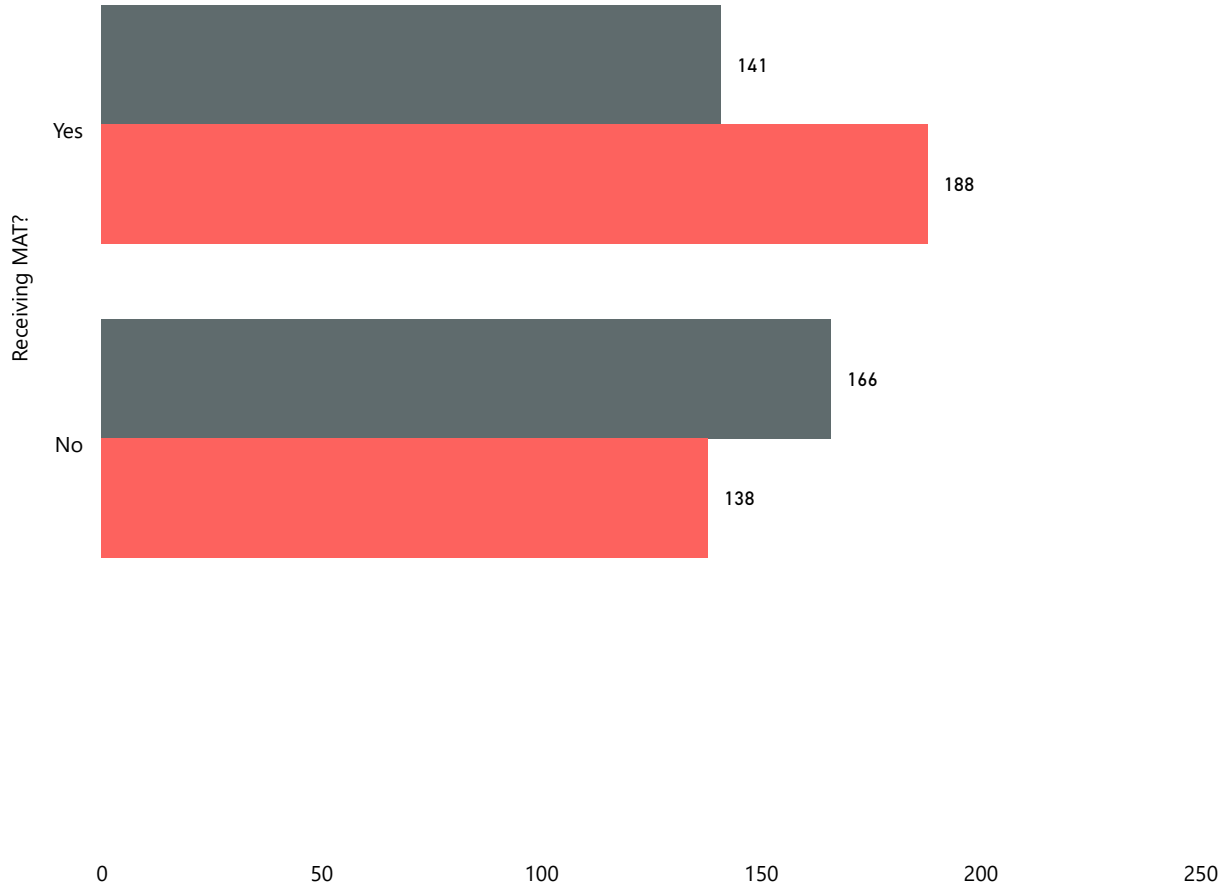
*Note: Daily Counts are accurate as of 10pm on the date listed.

The information in the figure above provides the months incarcerated individuals have from their minimum release sentence date. This information is presented linearly. Thus, those who are past their minimum release are presented on the left. All the information presented to the right of those Past Min Release are not yet to their minimum release date. See page 6 for reasons why an incarcerated individual might be held past their minimum release date.

**Due to outliers in the data, a median was used in place of an average for length of segregation placements this month. A median is the middle value in a range of numbers, where 50% of the population falls above this number and 50% of the population falls below this number.

In-State Sentenced Only Population: Past Minimum Release Status by MAT Status | N = 632

Past Minimum Release Date ● No ● Yes



VT DOC MAT Report: In-State Sentenced Only Population Minimum Release Data 3/31/2023 *

326

In-State Sentenced only (no detained, hold status) individuals were incarcerated past their minimum release date
These were derived from:

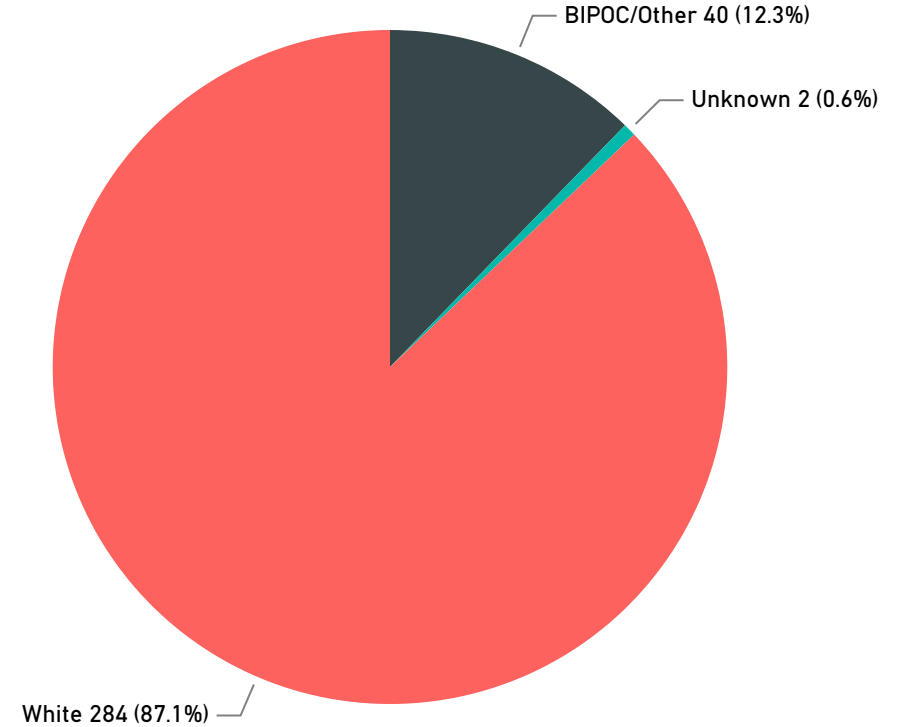
- 1197** Total In-State incarcerated population
- 724** In-State Incarcerated individuals with a sentenced status
- 632** In-State Sentenced only individuals (no detained, hold status)
- 326** In-State Sentenced only individuals housed past minimum release

*Note: Daily Counts are accurate as of 10pm on the date listed.

VT DOC MAT Report:

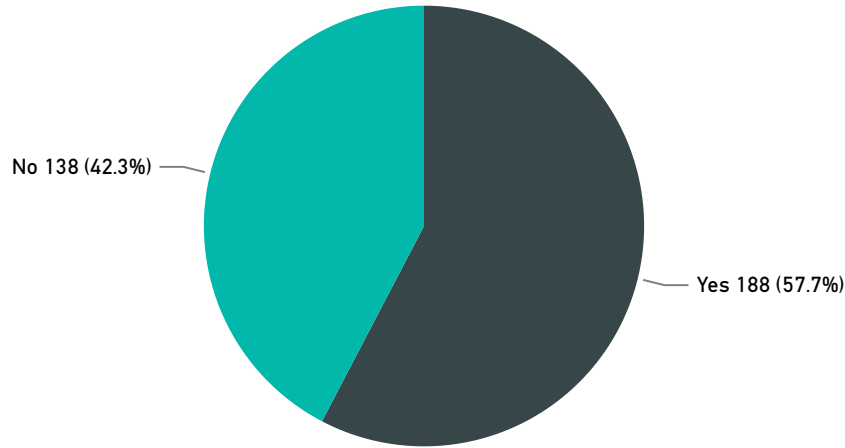
In-State Sentenced Only Population Past Minimum Release Date 3/31/2023 *

In-State Sentenced Only Population Past Minimum Release: Race Information
N = 326

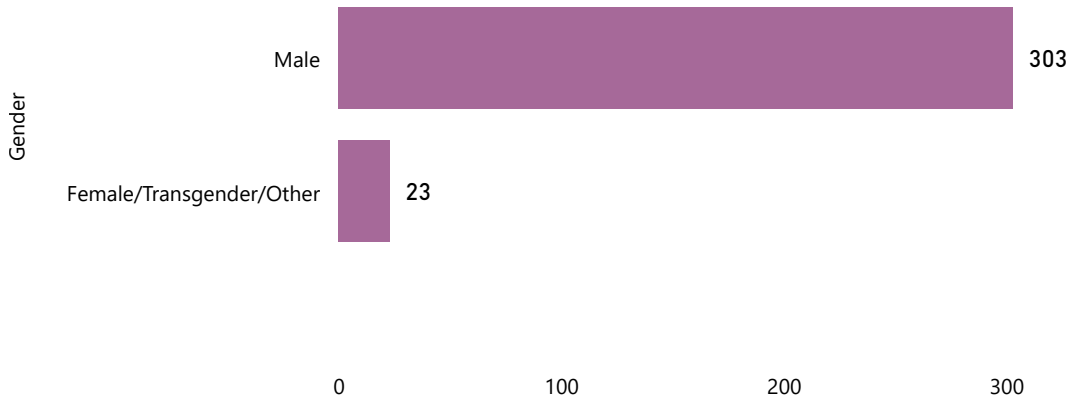


In-State Sentenced Only Population Past Minimum Release: MAT Status
N = 326

Receiving MAT? ● Yes ● No



In-State Sentenced Only Population Past Minimum Release: Gender Information | N = 326



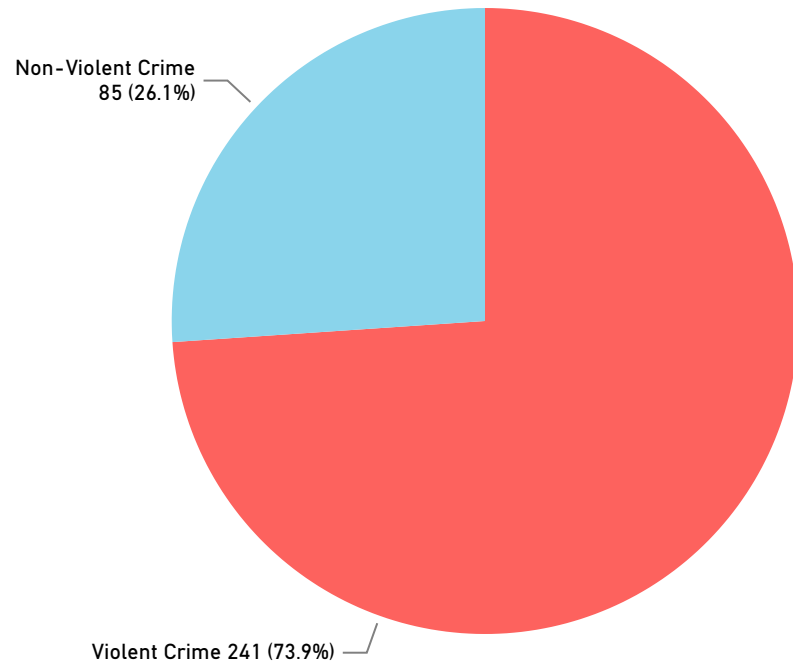
*Note: Daily Counts are accurate as of 10pm on the date listed

VT DOC MAT Report:

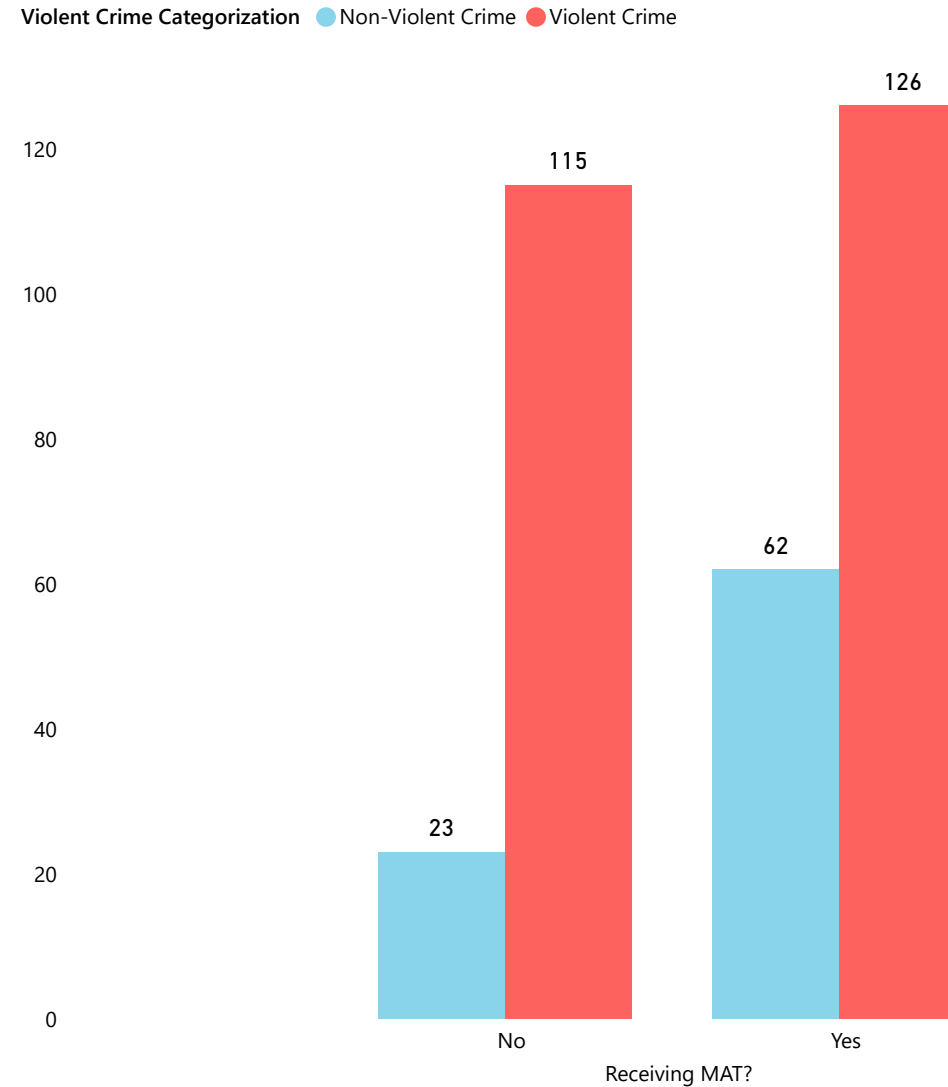
In-State Sentenced Only Population Past Minimum Release–Violent Crime Data

3/31/2023 *

In-State Sentenced Only Population Past Minimum Release: Violent Crime Categorization | N = 326



In-State Sentenced Only Population Past Minimum Release: Violent Crime Categorization by MAT Status** | N= 326

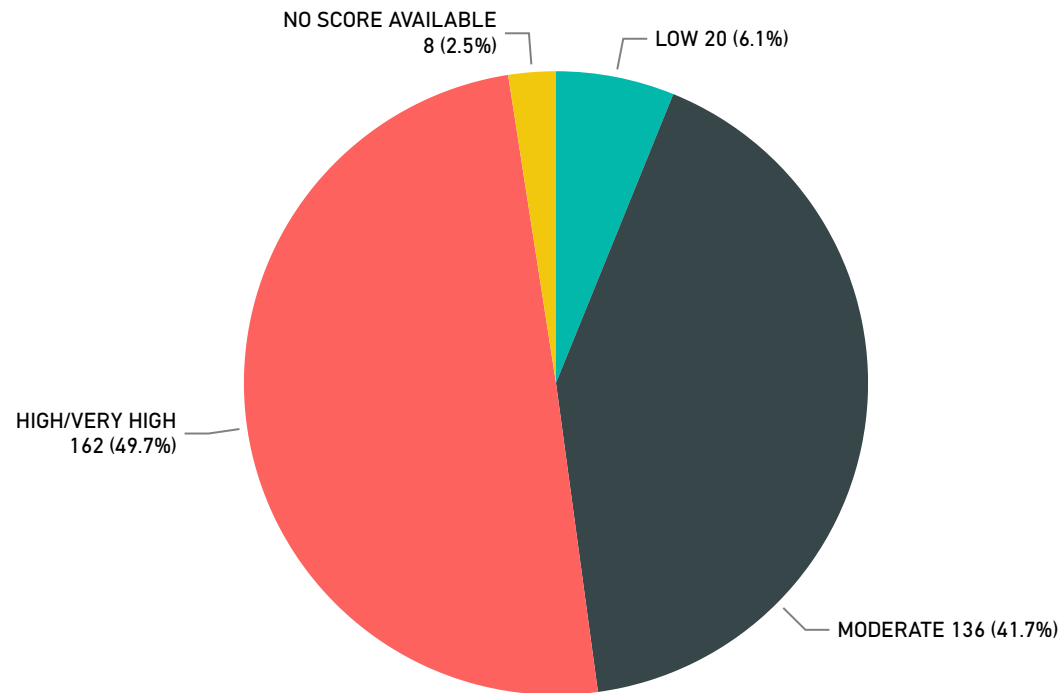


*Note: Daily Counts are accurate as of 10pm on the date listed

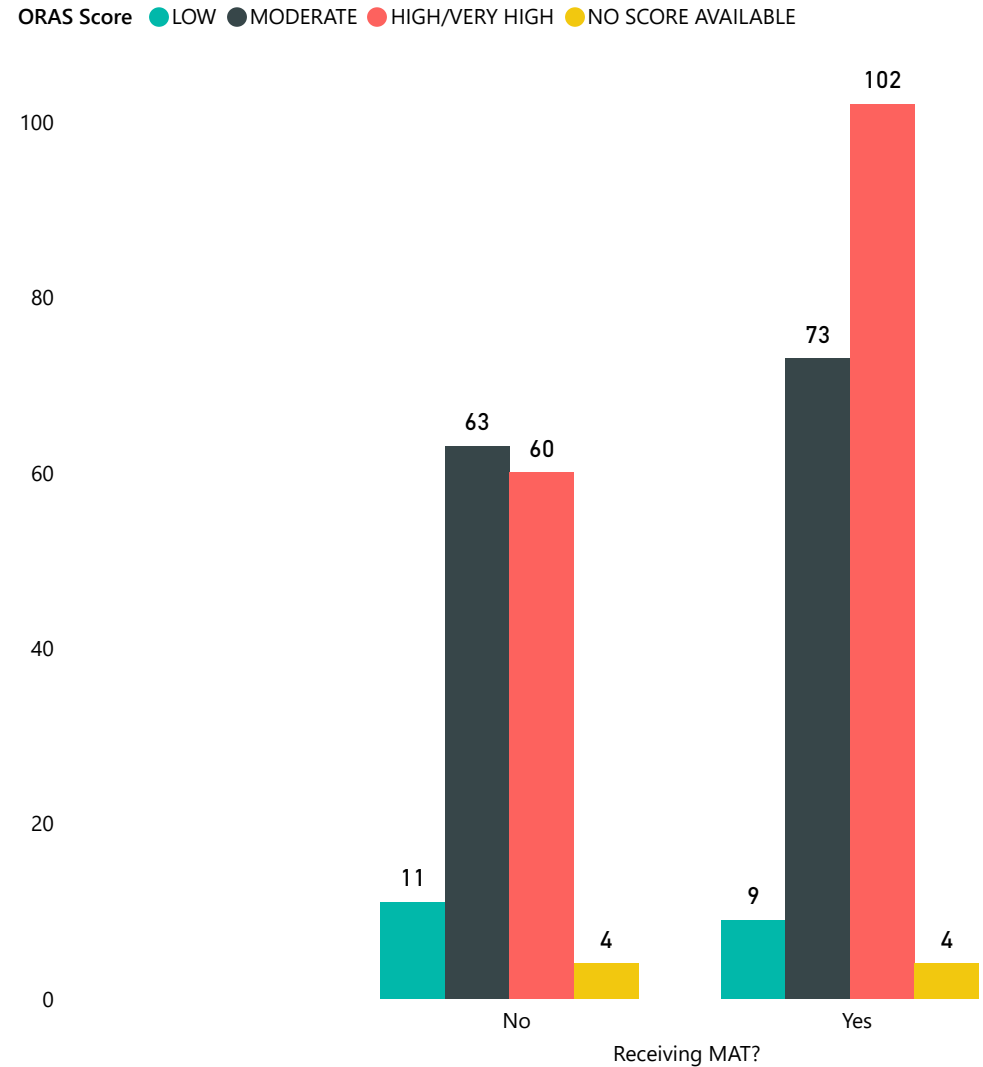
**Violent Crime information is provided for the offender's most violent crime committed. See page 5 for more detailed violent crime information.

VT DOC MAT Report: In-State Sentenced Only Population Past Minimum Release- Violent Crime Data 3/31/2023 *

In-State Sentenced Only Population Past Minimum Release: Risk to Reoffend Level | N = 326



In-State Sentenced Only Population Past Minimum Release: Risk to Reoffend by MAT Status** | N = 326



*Note: Daily Counts are accurate as of 10pm on the date listed

**Risk to Reoffend information includes sentenced only individuals who have a risk assessment completed for their current arrest. *High* and *Very High* categories were combined for cohesion across risk assessment tools. Individuals with No Score either do not qualify to be tested or do not yet have one due to the timing of their incarceration. See page 5 of this report for a description of Risk to Reoffend measures utilized by the DOC.