

VT Department of Corrections:

Gender Report 8/31/2020

This report contains point-in-time analyses that are up-to-date as of 10pm on the date listed. The analyses provided in this report contain in-depth breakdowns by gender across the following reports:

- [Population Report](#)
- [Violent Crime Report](#)
- [Minimum Release Report](#)

Gender Data:

In this report, gender data are categorized as follows:

- Cisgender Female: Sex female, identifies female ("Female")
- Cisgender Male: Sex male, identifies male ("Male")
- Transgender Female: Sex male, identifies female ("Transgender")
- Transgender Male: Sex female, identifies male ("Transgender")
- Intersex: A term referring to people who have physical markers that differ from the medical definitions of male or female ("Intersex")

NOTE: Transgender Female and Transgender Male were combined into one category, "Transgender", for this report.

For more information regarding Gender Identification, Care, and Custody for all Vermont incarcerated individuals (in-state and out-of-state), see [DOC Directive 423.01: Gender Identification, Care, and Custody \(hyperlinked here\)](#).

VT Department of Corrections:

Gender Report 8/31/2020

This report contains point-in-time analyses that are up-to-date as of 10pm on the date listed. In-depth gender breakdowns over a variety of topics are provided in this report. The information contained in pages 2-5 deliver context and explanation for the data included.

Booking Statuses:

The following list describes the booking status for incarcerated individuals housed in VT correctional facilities (either in-state or out-of-state). Booking Status indicates the individual's circumstance relative to their court case.

Sentenced Statuses:

- Sentenced: convicted of crime(s)
- Sentenced/Detained: convicted of crime(s) and held pre-trial for other crime(s)
- Sentenced W/Hold: convicted of crime(s) and held for US Marshals or other jurisdiction
- Sentenced/Detained W/Hold: (rare) convicted of crime(s), held pre-trial for other crime(s), and held for US Marshals or other jurisdiction

Detained Statuses:

- Detained: awaiting conviction for crime(s)
- Detained W/Hold: awaiting conviction for crime(s) and held for US Marshals or other jurisdiction

Hold Status:

Hold: being held for US Marshals or other jurisdiction

NOTE: Incarcerated individuals in each booking status are considered in the custody of the Commissioner of Corrections. The Commissioner has authority to make release decisions for those with a "sentenced only" booking status consistent with the law and taking public safety into consideration. All other booking statuses require action by another authority (e.g. the court), to release a person from incarceration.

Releasing Individuals from Incarceration:

Convicted individuals are sentenced to serve a minimum and maximum term by the court for each crime they commit. Individuals may be housed past their minimum release date but must be released by their maximum release date. Individuals with a "sentenced only" booking status (without detained, hold status) are eligible for release by the authority of the Commissioner of Corrections. All other booking statuses require action by another authority (such as the court) for release. See below for explanations of why an individual might be released from incarceration and the booking status(es) to which this reason might apply.

Bail Paid: Released from incarceration due to paying required bail amount (Detained status)

Court Order: Released from incarceration by authority of the court (Detained status)

Reached Maximum Release Date: Reached maximum release date and is released into the community, no longer under DOC supervision (Sentenced & Detained statuses)

Released to Community Supervision: Released from incarceration, but still supervised by the DOC via a probation & parole office (Sentenced & Detained statuses)

Released to US Marshals/Other State: Released to US Marshals/other authority (Hold Status)

VT Department of Corrections:

Gender Report 8/31/2020

This report contains point-in-time analyses that are up-to-date as of 10pm on the date listed. In-depth gender breakdowns over a variety of topics are provided in this report. The information contained in pages 2-5 deliver context and explanation for the data included.

Crime Types

Incarcerated individuals are classified into different Crime Types based on the most serious crime for which they are sentenced, detained, or held. For example, 01:Fel./Serious. The number (e.g., 01) indicates the severity of the crime ranked from 01-11 from most severe to least severe. Next, the Crime Type displays whether the most serious crime was a felony (Fel.) or misdemeanor (Misd.). Finally, the category of crime is provided (e.g., Serious). See below for examples of each Crime Type. Each individual is counted once in the crime type data.

Crime Type Examples:

- 01:Fel./Serious:** Aggravated Assault, Aggravated Sexual Assault, Murder
- 02:Fel./Person:** Assault and Robbery, Lewd and Lascivious
- 03:Fel./Property:** Burglary Occupied, Grand Larceny, Arson
- 04:Fel./Drug:** Dealing, Trafficking, Possession and Sale
- 05:Fel./MotorV:** DUI 3 or more
- 06:Fel./Other:** Obstruction of Justice, Fugitive
- 07:Misd./Person:** Domestic Assault, Simple Assault
- 08:Misd./Property:** Unlawful Trespass, Retail Theft
- 09:Misd./Drug:** Possession of drugs
- 10:Misd./MotorV:** Careless and Negligent Operation
- 11:Misd./Other:** Violations Conditions of Release

Vermont Correctional Facilities

See below for a list of Vermont's Correctional Facilities, their location, and capacity.

Chittenden Regional Correctional Facility (CRCF):

Location: South Burlington, VT; **Capacity:** 177

Marble Valley Regional Correctional Facility (MVRCF):

Location: Rutland, VT; **Capacity:** 118

Northeast Correctional Complex (NECC):

Location: St. Johnsbury, VT; **Capacity:** 219

Northern State Correctional Facility (NSCF):

Location: Newport, VT; **Capacity:** 433

Northwest State Correctional Facility (NWSCF):

Location: Swanton, VT; **Capacity:** 255

Southern State Correctional Facility (SSCF):

Location: Springfield, VT; **Capacity:** 377

Tallahatchie County Correctional Facility (TCCF):

Location: Tallahatchie, MS; **Contract Capacity:** 350
Out-of-state facility

VT Department of Corrections:

Gender Report 8/31/2020

This report contains point-in-time analyses that are up-to-date as of 10pm on the date listed. In-depth gender breakdowns over a variety of topics are provided in this report. The information contained in pages 2-5 deliver context and explanation for the data included.

Risk to Reoffend:

The VT DOC utilizes the Ohio Risk Assessment System (ORAS) to determine an offender's risk to reoffend or commit another crime. This measure is used for individuals being housed in correctional facilities and those under community supervision. The department uses the following instruments:

Prison Intake Took (PIT):

Provided to all incarcerated individuals sentenced to a year or longer in a correctional facility. Informs risk reduction programming (RRP) eligibility. 4 levels of risk, with scores varying by gender: Low, Moderate, High, Very High

Community Supervision Tool (CST):

Administered to offenders under community supervision: within 2 weeks of intake, 3 months after release from incarceration to community supervision, and/or annually and/or upon significant changes in community status. 4 levels of risk, with scores varying by gender: Low, Moderate, High, Very High

Reentry Tools:

Administered to incarcerated individuals sentenced to a year or longer. Provided within 6-8 weeks before being released to the community. 3 levels of risk, with scores varying by gender: Low, Moderate, High

Violent Crime Status:

Offenders convicted of one or more statutorily listed offenses outlined in 13 VSA §5301 are deemed to have committed a violent crime, referred to as "listed" in our system. Examples of violent (or listed) crimes include but are not limited to: murder, aggravated assault, sexual assault, burglary, driving under the influence, sale or delivery of illicit drugs. This report uses the "listed" crimes as proxy for violent crimes.

Due to the nature of these crimes, special consideration toward victims is required in release decision making. Committing a violent crime does not always directly correlate with an offender's risk to reoffend.

VT Department of Corrections:

Gender Report 8/31/2020

This report contains point-in-time analyses that are up-to-date as of 10pm on the date listed. In-depth gender breakdowns over a variety of topics are provided in this report. The information contained in the first 4 pages deliver context and explanation for the data included.

Incarcerating Individuals Past Minimum Release Reasons:

Convicted offenders are sentenced to serve a minimum and maximum term by the court for each crime they commit. Individuals may be housed past their minimum release date but must be released by their maximum release date. Individuals with a "sentenced only" booking status (without detained, hold status) are eligible for release by the authority of the Commissioner of Corrections. All other booking statuses require action by another authority (such as the court) for release. See below for explanations/examples of reasons why someone might be housed past their minimum release date.

Furlough Violation/Inappropriate for Furlough: Returned from community supervision for a fixed length of time due to a technical violation, or "interrupting" release to furlough due to individual's behavior/risk to community

Graduated Sanction: Short term incarceration in response to technical violations that allow for continuation in completing community sentence

Hold for US Marshals/Other State: Held in VT facilities until under appropriate federal/state jurisdiction

Incomplete Programming: Required programming in progress, pending start, or termination/suspension due to behavior issues

Lack of Housing: No appropriate housing upon entry into the community

Pending Other Charge(s): Ex: Violation of supervision that results in new charge

Refusing Furlough/Mandated Services: Refusing services required by sentence or furlough placement

Scheduled for Release at Max Date: Due to concerns for safety of community, scheduled to release at maximum end date

Violent Crime/Inappropriate for Release: Offenders who committed violent crime(s) and are unsafe for release to community

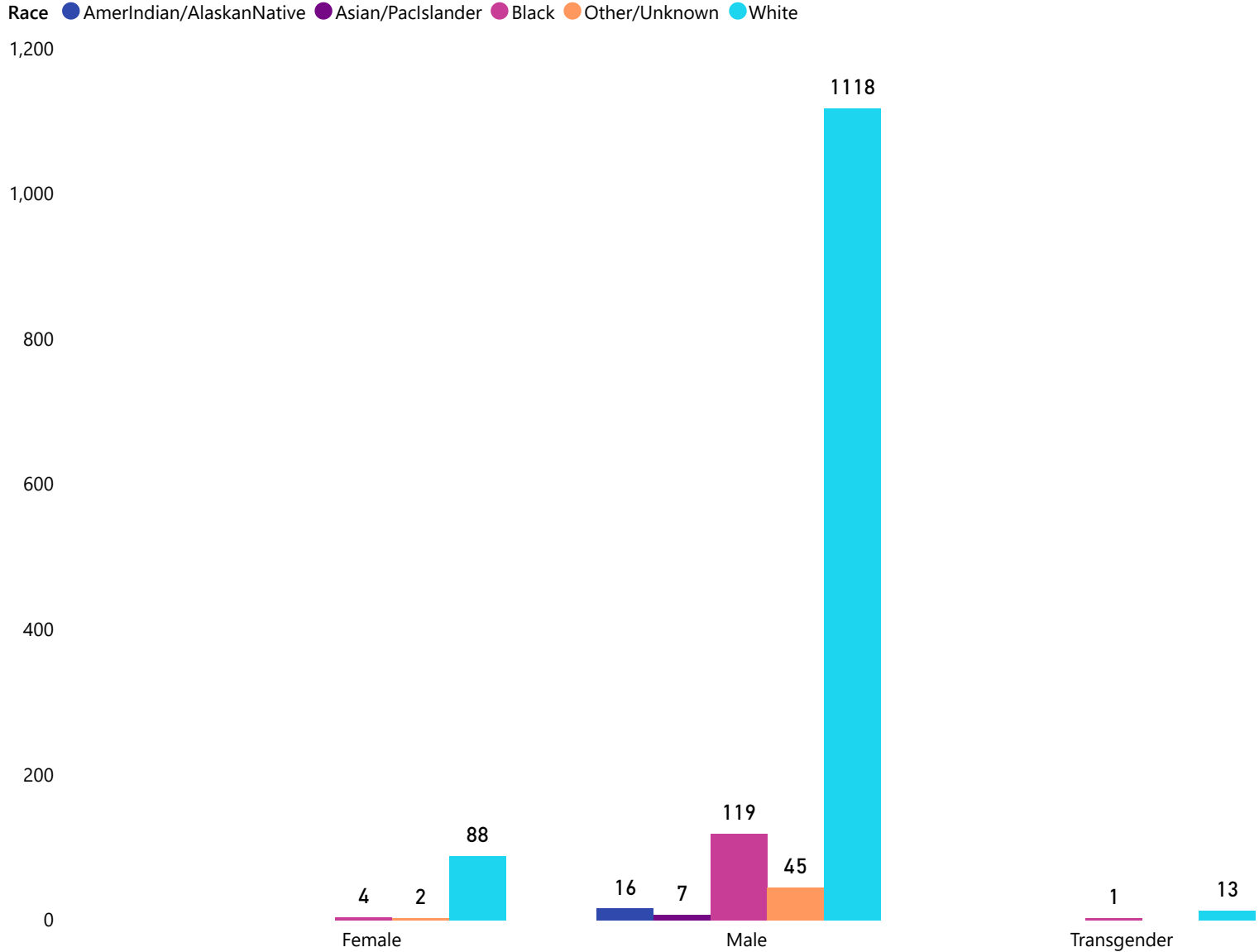
VT Department of Corrections: Gender Report

Population Data

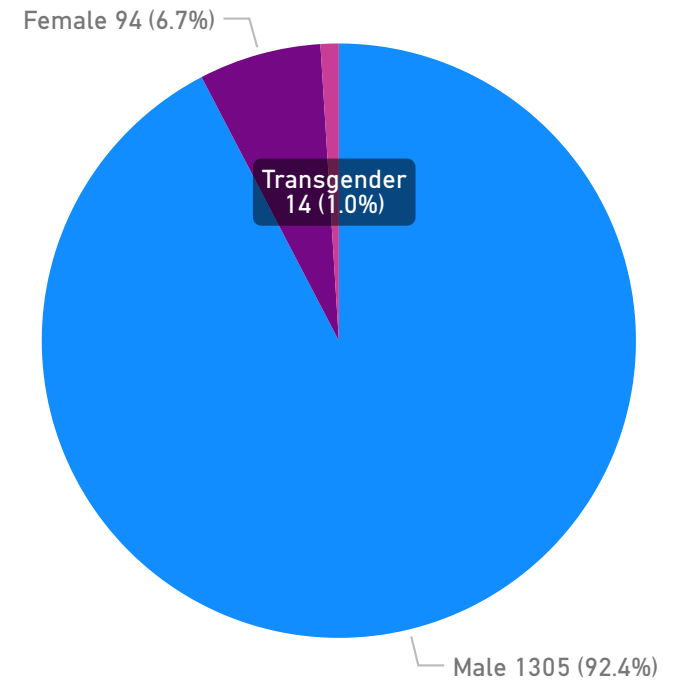
VT DOC Gender Report:

Population Data 8/31/2020*

Incarcerated Population: Gender by Race (N=1,413)



Incarcerated Population by Gender (N=1,413)



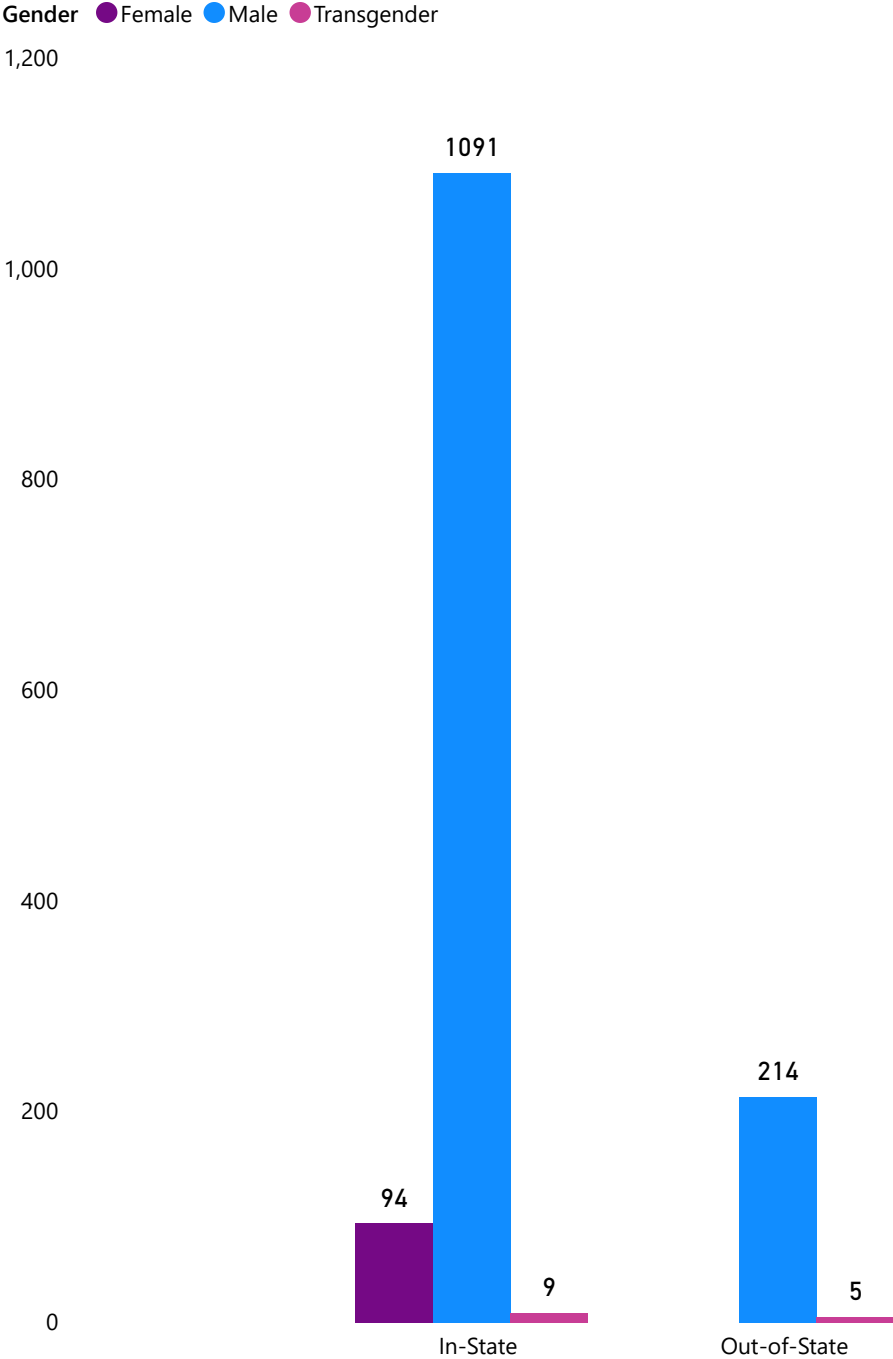
1,194 VT in-state population

219 VT out-of-state population

1,413 Total VT incarcerated population

*Note: Daily Counts are accurate as of 10pm on the date listed

Correctional Facility Location by Gender (N=1,413)



VT DOC Gender Report:

Population Data 8/31/2020*

Incarcerated Population: Correctional Facility by Gender (N=1,413)

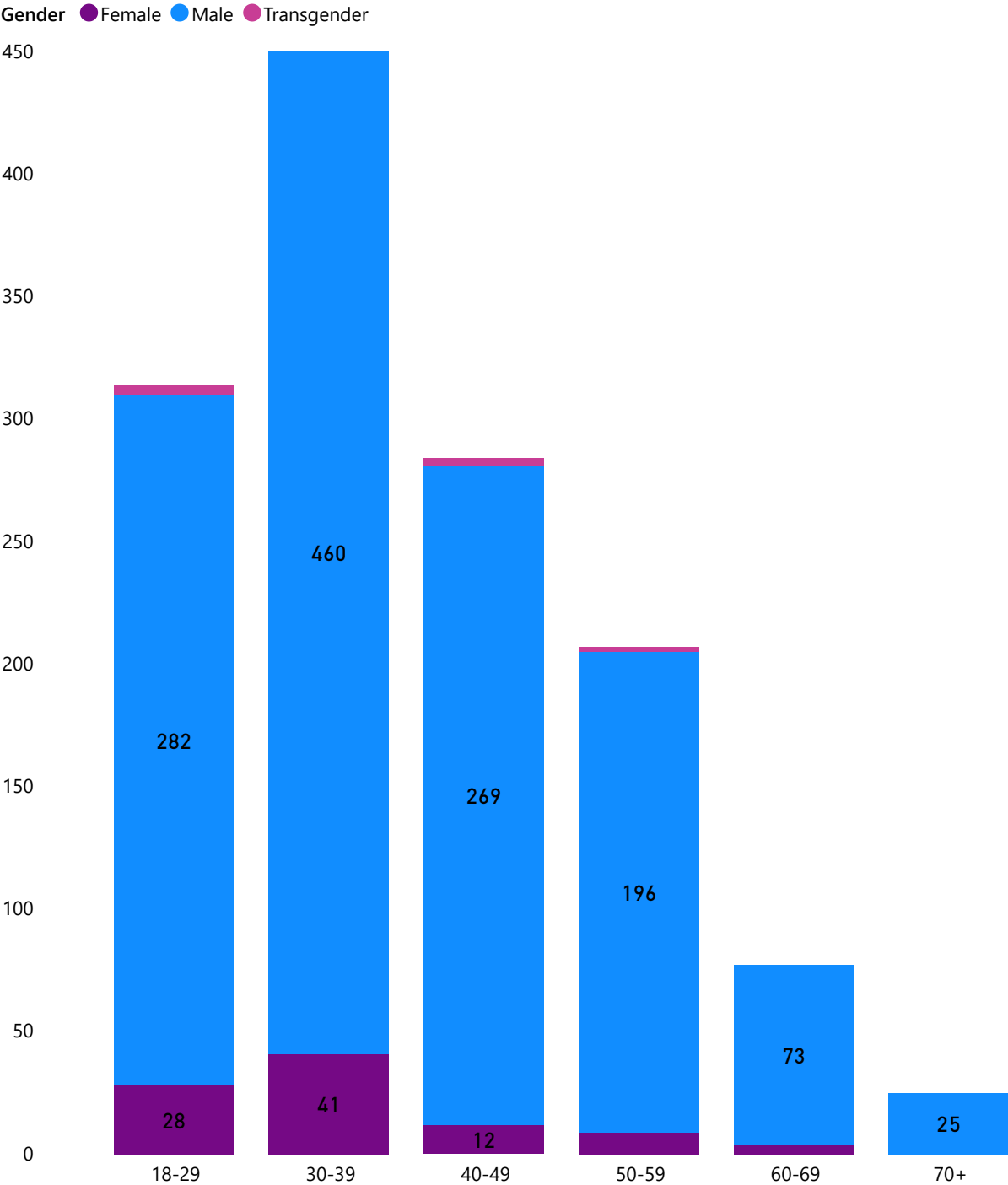
Gender CLEAN Facility	Female		Male		Transgender		Total	
	Count	%	Count	%	Count	%	Count	%
CRCF	93	98.9%			1	7.1%	94	6.7%
MVRCF			98	7.5%			98	6.9%
NECC			142	10.9%			142	10.0%
NSCF			370	28.4%	2	14.3%	372	26.3%
NWSCF			186	14.3%	2	14.3%	188	13.3%
SSCF	1	1.1%	295	22.6%	4	28.6%	300	21.2%
TCCF			214	16.4%	5	35.7%	219	15.5%
Total	94	100.0%	1305	100.0%	14	100.0%	1413	100.0%

DOC Correctional Facilities Key:

- CRCF = Chittenden Regional Correctional Facility;
- MVRCF = Marble Valley Regional Correctional Facility;
- NECC = Northeast Correctional Complex;
- NSCF = Northern State Correctional Facility;
- NWSCF = Northwest State Correctional Facility;
- SSCF = Southern State Correctional Facility
- TCCF = Tallahatchie County Correctional Facility (Mississippi)

*Note: Daily Counts are accurate as of 10pm on the date listed

Incarcerated Population: Age by Gender (N=1,413)



VT DOC Gender Report:

Population Data 8/31/2020*

Incarcerated Population: Booking Status by Gender (N=1,413)

Booking Status Gender	Detained		Hold		Sentenced		Total	
	Count	%	Count	%	Count	%	Count	%
Female	29	30.9%	11	11.7%	54	57.4%	94	100.0%
Male	289	22.1%	39	3.0%	977	74.9%	1305	100.0%
Transgender	1	7.1%			13	92.9%	14	100.0%
Total	319	22.6%	50	3.5%	1044	73.9%	1413	100.0%

Booking Statuses: *Detained* = awaiting conviction for crime(s); *Detained W/Hold* = awaiting conviction for other crime(s) and held for US Marshals or other jurisdiction; *Hold*: being held for US Marshals or other jurisdiction.; *Sentenced* = convicted of crime(s); *Sentenced/Detained* = convicted of crime(s) and held pre-trial for other crime(s); *Sentenced W/Hold* = convicted of crime(s) and held for US Marshals or other jurisdiction; *Sentenced/Detained W/Hold* (rare) = convicted of crime(s), held pre-trial for other crime(s), and held for US Marshals or other jurisdiction.

*Note: Daily Counts are accurate as of 10pm on the date listed

VT DOC Gender Report:

Population Data 8/31/2020*

Incarcerated Population: Crime Type by Gender (N=1,413)

Gender Crime Type	Female		Male		Transgender		Total	
	Count	%	Count	%	Count	%	Count	%
01:Fel./Serious	31	33.0%	785	60.2%	13	92.9%	829	58.7%
02:Fel./Person	4	4.3%	120	9.2%			124	8.8%
03:Fel./Property	17	18.1%	179	13.7%			196	13.9%
04:Fel./Drug	10	10.6%	43	3.3%			53	3.8%
05:Fel./MotorV	5	5.3%	44	3.4%	1	7.1%	50	3.5%
06:Fel./Other	4	4.3%	31	2.4%			35	2.5%
07:Misd./Person	7	7.4%	49	3.8%			56	4.0%
08:Misd./Property	2	2.1%	6	0.5%			8	0.6%
09:Misd./Drug			3	0.2%			3	0.2%
10:Misd./MotorV	2	2.1%	4	0.3%			6	0.4%
11:Misd./Other	1	1.1%	5	0.4%			6	0.4%
Uncategorized	11	11.7%	36	2.8%			47	3.3%
Total	94	100.0%	1305	100.0%	14	100.0%	1413	100.0%

Crime Type Examples:

01:Fel./Serious: Aggravated Assault, Aggravated Sexual Assault, Murder
 02:Fel./Person: Assault and Robbery, Lewd and Lascivious
 03:Fel./Property: Burglary Occupied, Grand Larceny, Arson
 04:Fel./Drug: Dealing, Trafficking, Possession and Sale
 05:Fel./MotorV: DUI3 or more
 06:Fel./Other: Obstruction of Justice, Fugitive

07:Misd./Person: Domestic Assault, Simple Assault
 08:Misd./Property: Unlawful Trespass, Retail Theft
 09:Misd./Drug: Possession of drugs
 10:Misd./MotorV: Careless and Negligent Operation
 11:Misd./Other: Violations Conditions of Release

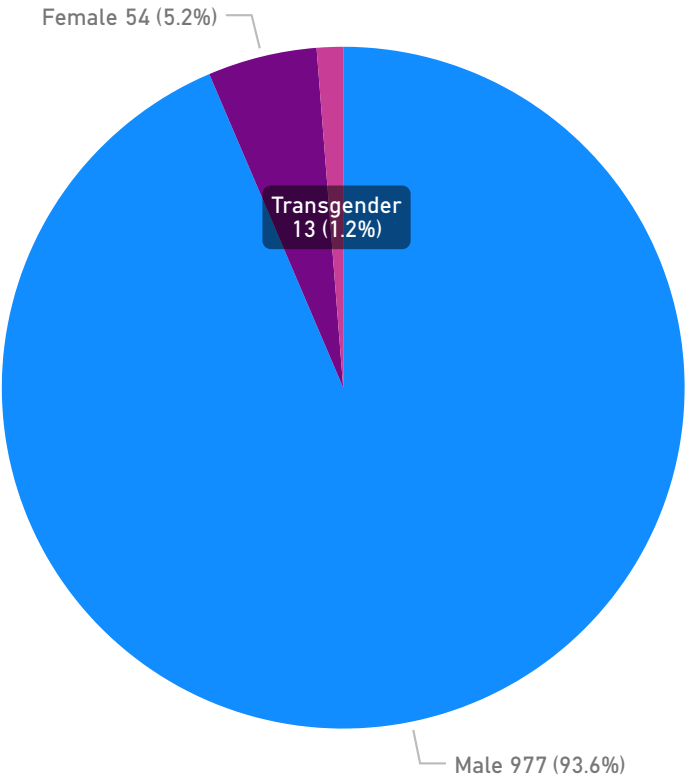
Note: All Uncategorized Crime Types have a Hold Status

*Note: Daily Counts are accurate as of 10pm on the date listed

VT Department of Corrections: Gender Report

Violent Crime & Risk to Reoffend Data

Sentenced Population: Gender Information (N=1,044)

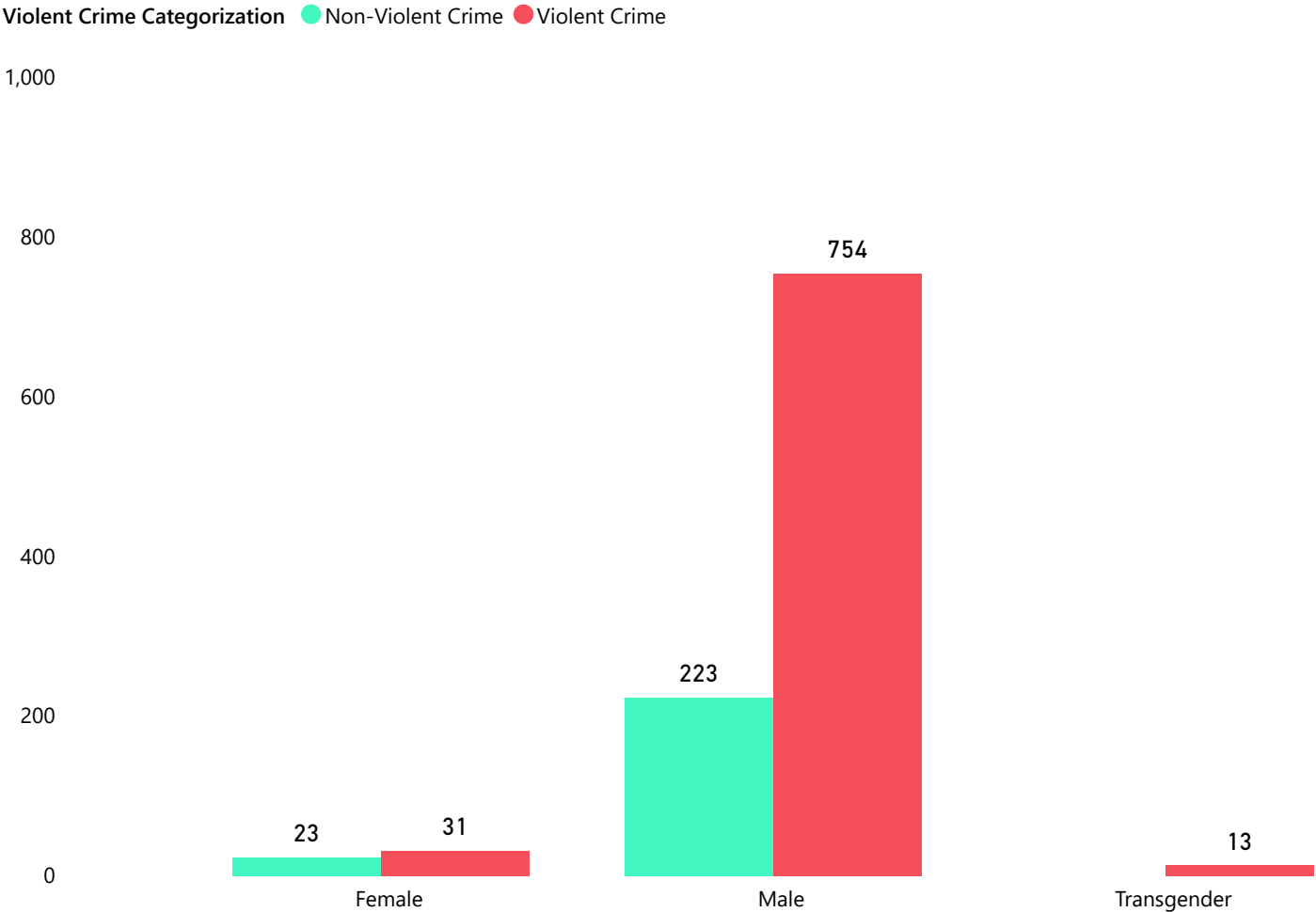


1,044 Total Sentenced Population
This includes:

- 916 Sentenced only population
- 82 Sentenced & Detained for other crime(s)
- 45 Sentenced w/Hold for US Marshals/Other State
- 1 Sentenced & Detained w/Hold

VT DOC Gender Report:
Sentenced Population- Violent Crime Data
8/31/2020*

Sentenced Population: Violent Crime Status by Gender (N=1,044)

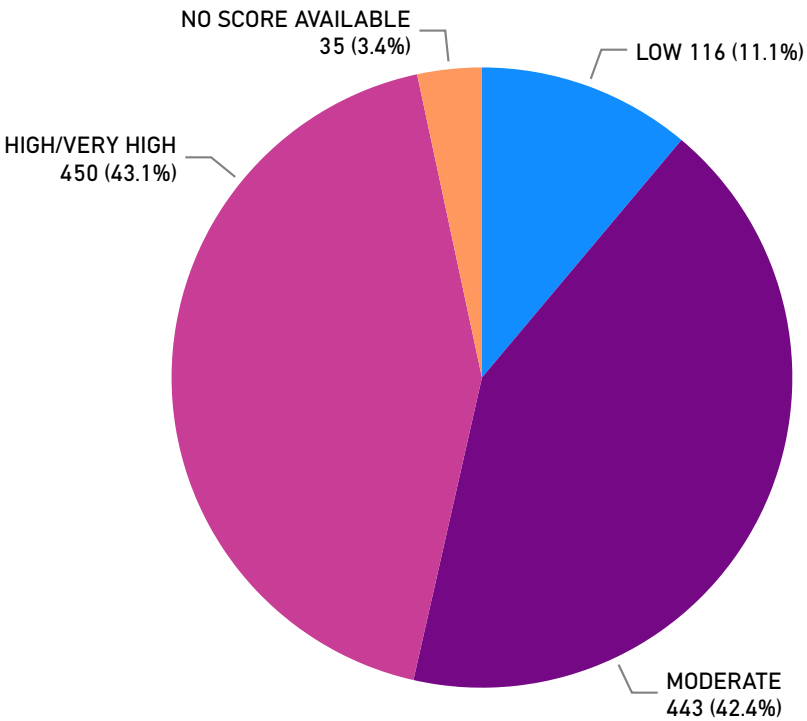


*Note: Daily Counts are accurate as of 10pm on the date listed
**Violent Crime information is provided for the offender's most violent crime committed. See page 4 for more detailed violent crime information.

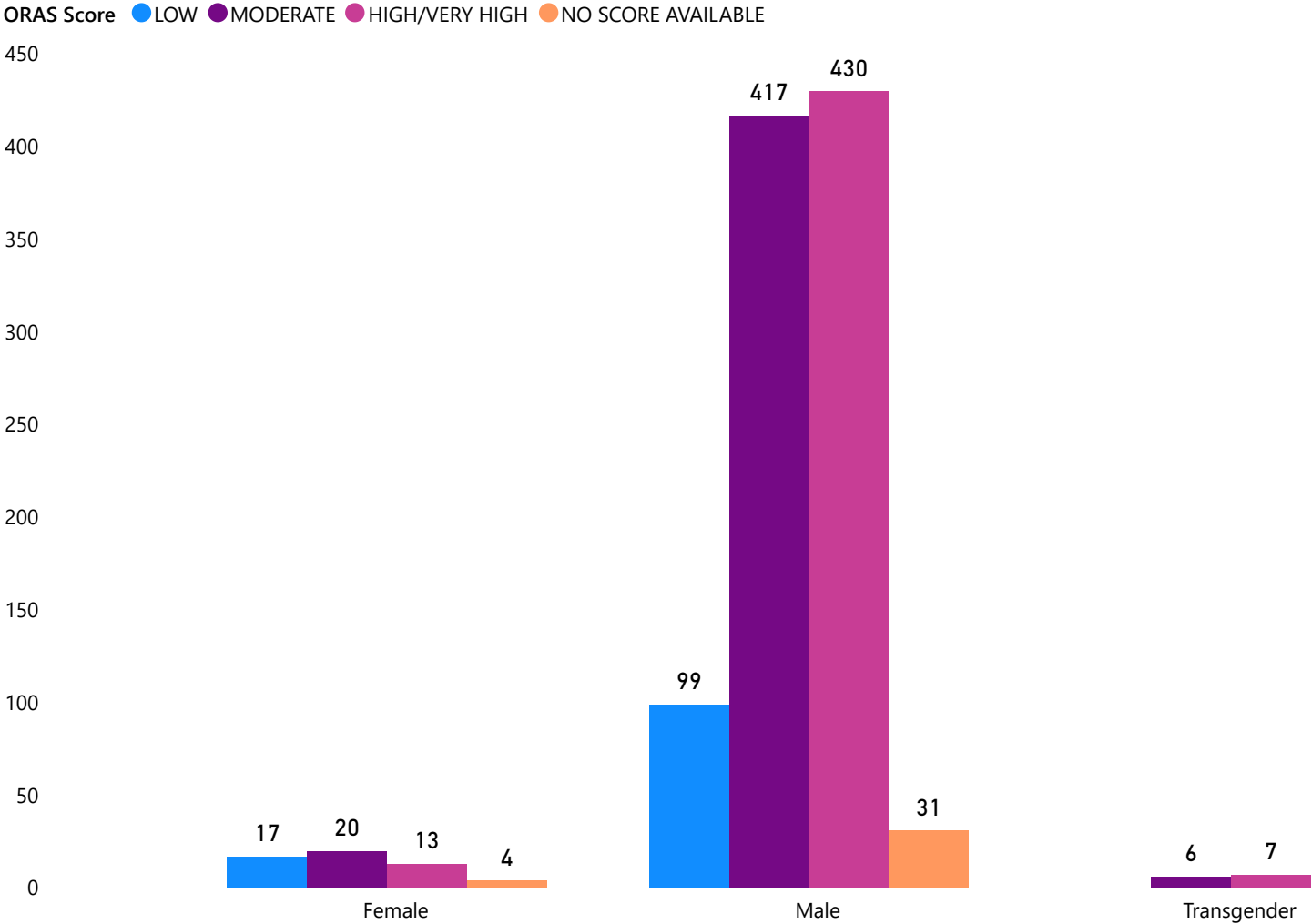
VT DOC Gender Report:

Sentenced Population- Risk to Reoffend Data 8/31/2020*

Sentenced Population: Risk to Reoffend (N=1,044)



Sentenced Population: Risk to Reoffend by Gender (N=1,044)**



*Note: Daily Counts are accurate as of 10pm on the date listed

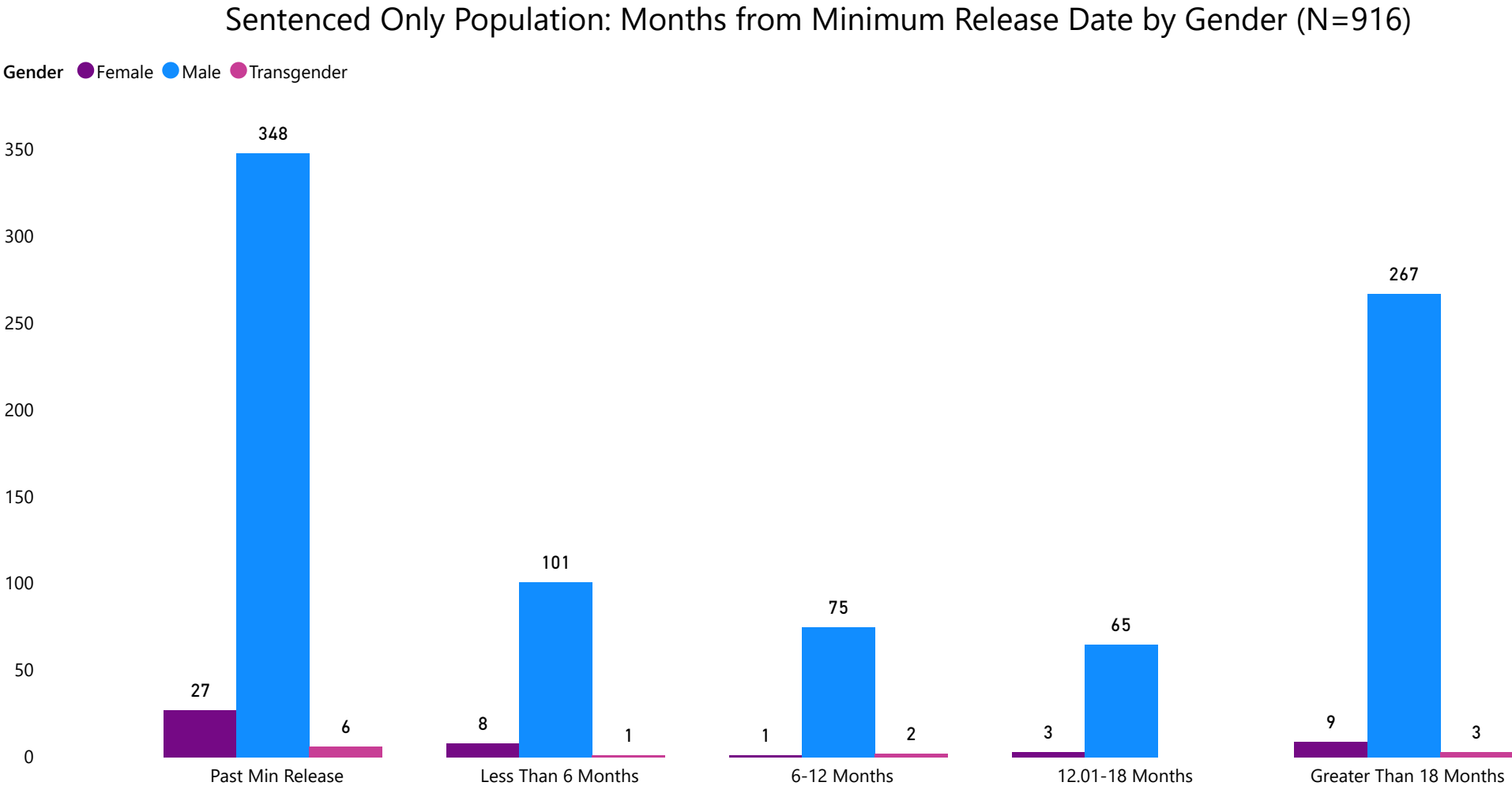
**Risk to Reoffend information includes sentenced only individuals who have a risk assessment completed for their current arrest. *High* and *Very High* categories were combined for cohesion across risk assessment tools. Individuals with No Score either do not qualify to be tested or do not yet have one due to the timing of their incarceration. See page 4 for a description of Risk to Reoffend measures utilized by the DOC.

VT Department of Corrections: Gender Report

Minimum Release Data

VT DOC Gender Report:

Sentenced Only Population Minimum Release Data 8/31/2020*



4

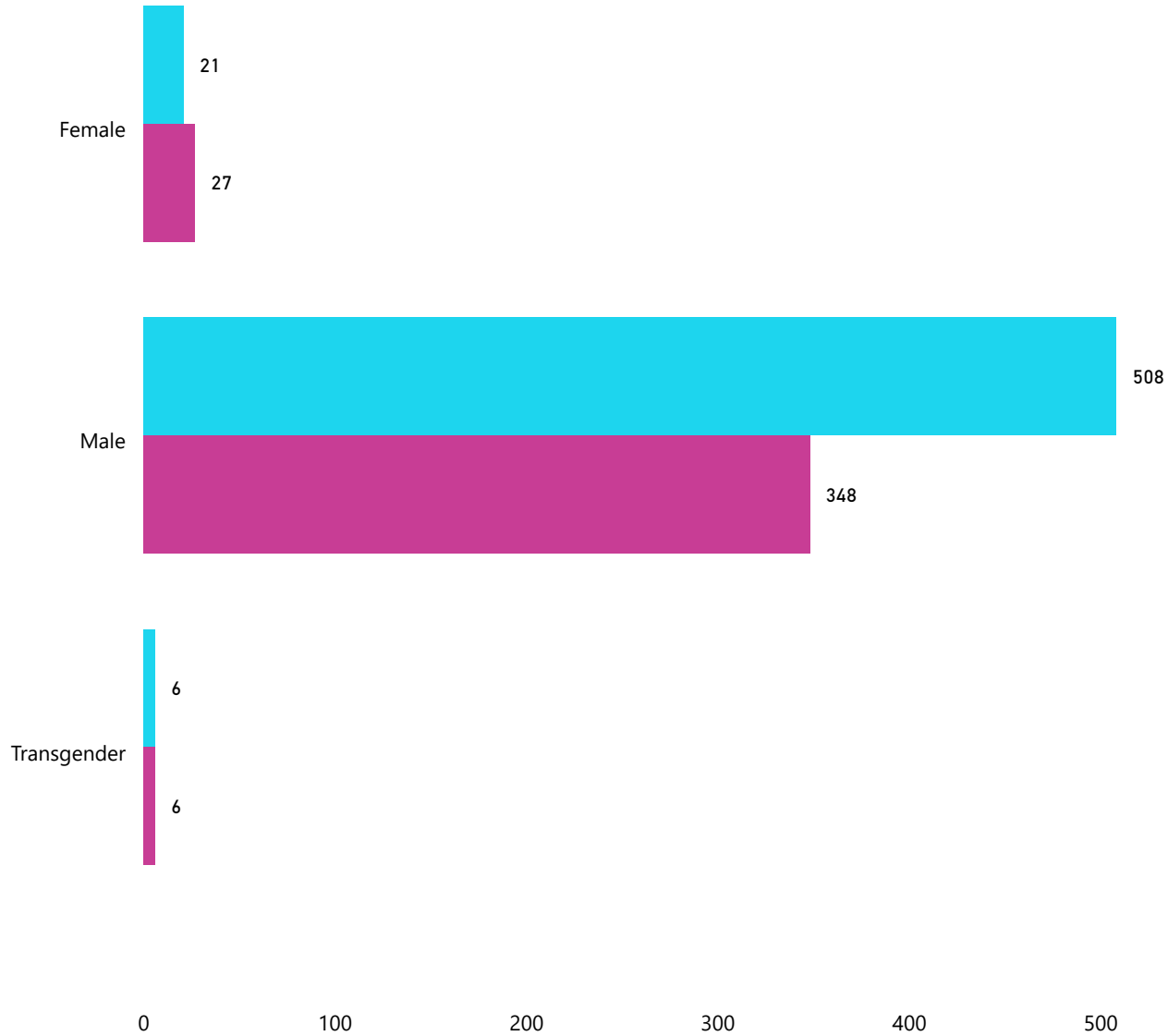
Median Months from Minimum Release Date**

*Note: Daily Counts are accurate as of 10pm on the date listed.

**Due to outliers in the data, a median was used in place of an average for length of segregation placements this month. A median is the middle value in a range of numbers, where 50% of the population falls above this number and 50% of the population falls below this number.

Sentenced Only Population: Past Minimum Release Status by Gender
(N=916)

Past Minimum Release Date No Yes



VT DOC Gender Report:
Sentenced Only Population Minimum
Release Data 8/31/2020*

381

Sentenced only (no detained, hold status) individuals were incarcerated past their minimum release date

These were derived from:

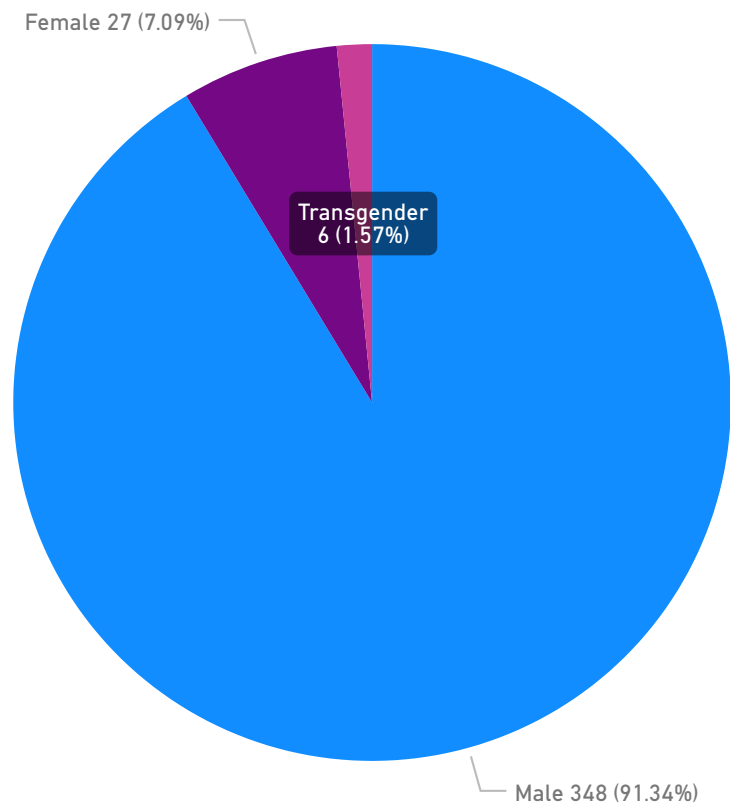
- 1,413 Total incarcerated population (includes in-state & out-of-state)
- 1,044 Incarcerated individuals with a sentenced status
- 916 Sentenced only individuals (no detained, hold status)
- 381 Sentenced only individuals housed past minimum release

*Note: Daily Counts are accurate as of 10pm on the date listed.

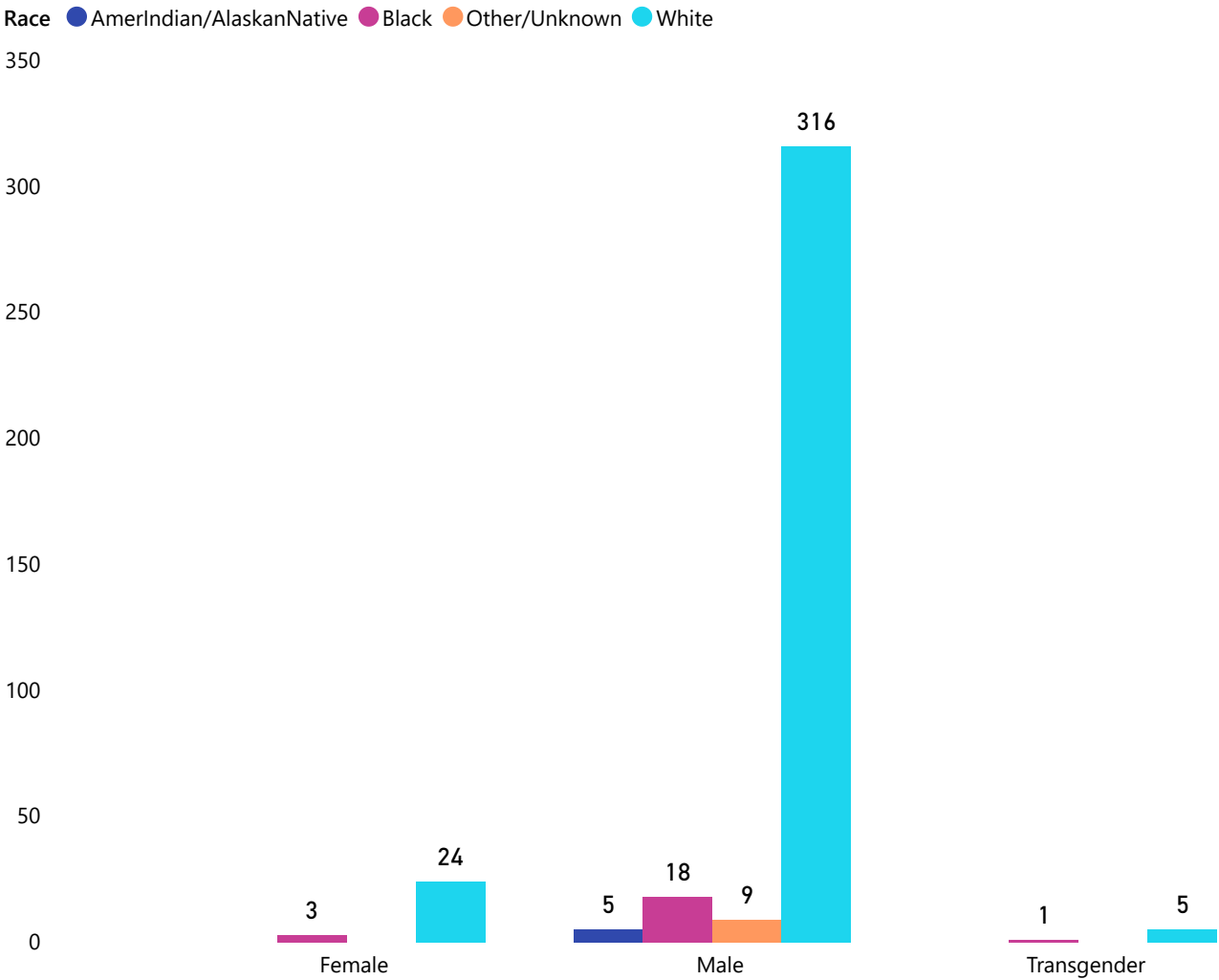
VT DOC Gender Report:

Sentenced Only Population Past Minimum Release Date 8/31/2020*

Sentenced Only Population Past Minimum Release: Gender Information (N=381)



Sentenced Only Population Past Minimum Release: Gender by Race (N=381)



*Note: Daily Counts are accurate as of 10pm on the date listed

VT DOC Gender Report:

Sentenced Only Population Housed Past Minimum Release Date 8/31/2020*

Sentenced Only Population: Reason for Incarceration Past Minimum Release Date by Gender
(N=381)**

Reason for Incarceration Past Min Release	Female		Male		Transgender		Total	
	Count	%	Count	%	Count	%	Count	%
Furlough Violation/Inappropriate for Furlough	20	74.1%	128	36.8%			148	38.8%
Hold for US Marshals/Other State			4	1.1%			4	1.0%
Incomplete Programming			81	23.3%	1	16.7%	82	21.5%
Lack of Housing	3	11.1%	59	17.0%	4	66.7%	66	17.3%
Pending Other Charge(s)	3	11.1%	28	8.0%			31	8.1%
Refusing Furlough/Mandated Services	1	3.7%	25	7.2%	1	16.7%	27	7.1%
Scheduled for Release at Max Date			15	4.3%			15	3.9%
Violent Crime- Inappropriate for Release			8	2.3%			8	2.1%
Total	27	100.0%	348	100.0%	6	100.0%	381	100.0%

39%

Of sentenced only (no detained, hold status) individuals housed past minimum release was due to Furlough Violation/ Inappropriate for Furlough

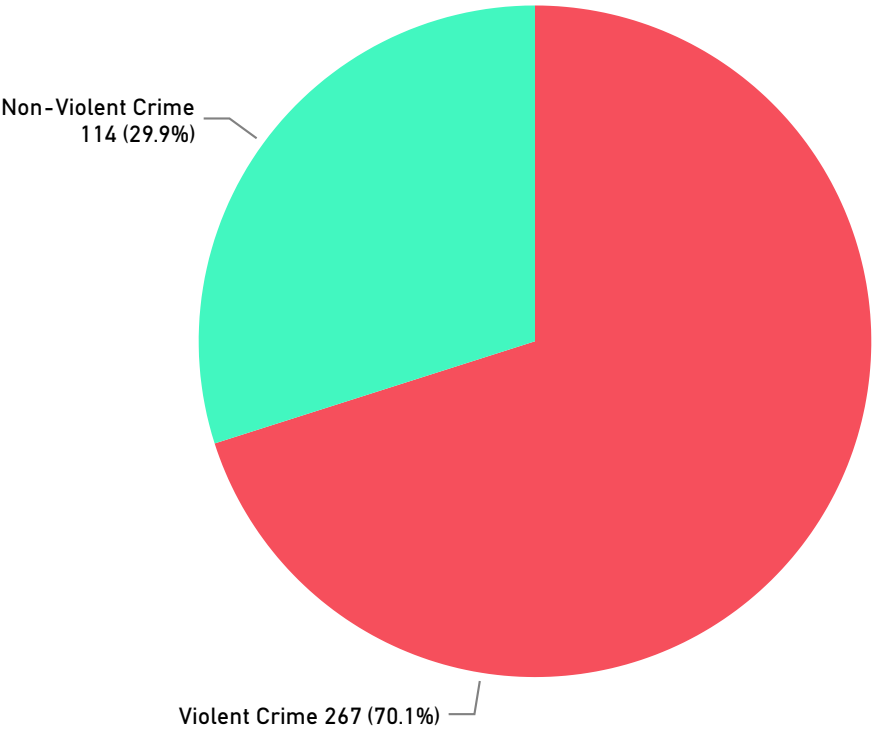
*Note: Daily Counts are accurate as of 10pm on the date listed.
**Some racial categories have small sample sizes, resulting in variable percents. For example, for those who identify as Transgender, each individual represents 20% of all Transgender individuals incarcerated past their minimum release date.

VT DOC Gender Report:

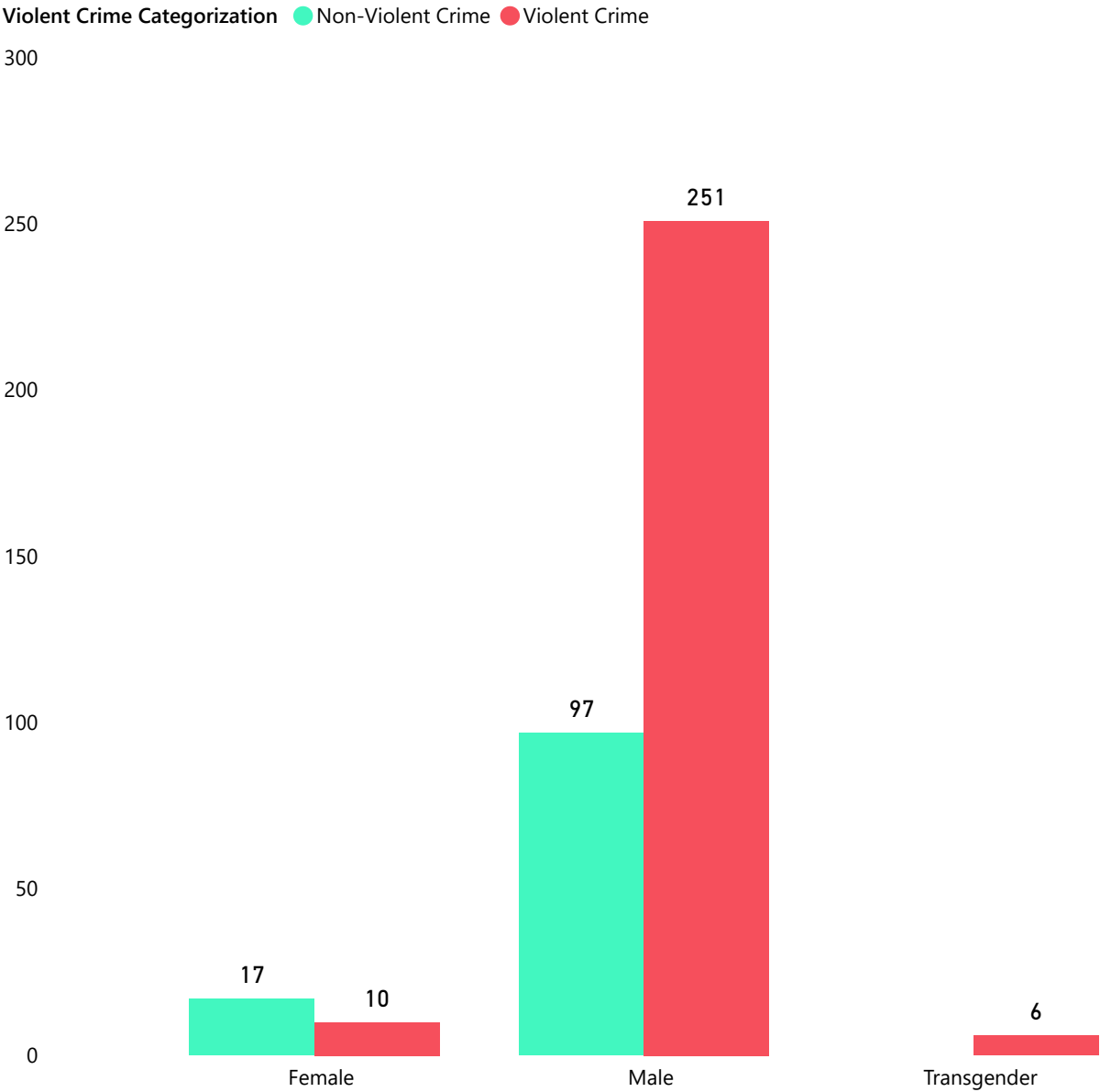
Sentenced Only Population Past Minimum Release- Violent Crime Data

8/31/2020*

Sentenced Only Population Past Minimum Release: Violent Crime Categorization (N=381)



Sentenced Only Population Past Minimum Release: Violent Crime Categorization by Gender (N=381)**



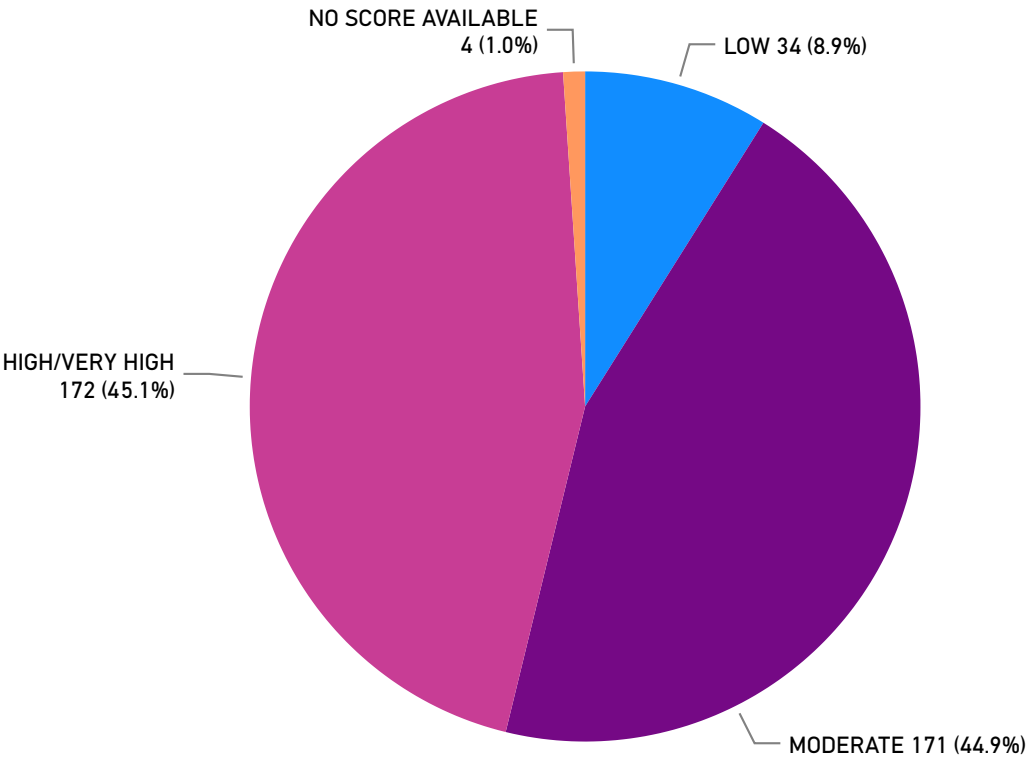
*Note: Daily Counts are accurate as of 10pm on the date listed
**Violent Crime information is provided for the offender's most violent crime committed. See page 4 for more detailed violent crime information.

VT DOC Gender Report:

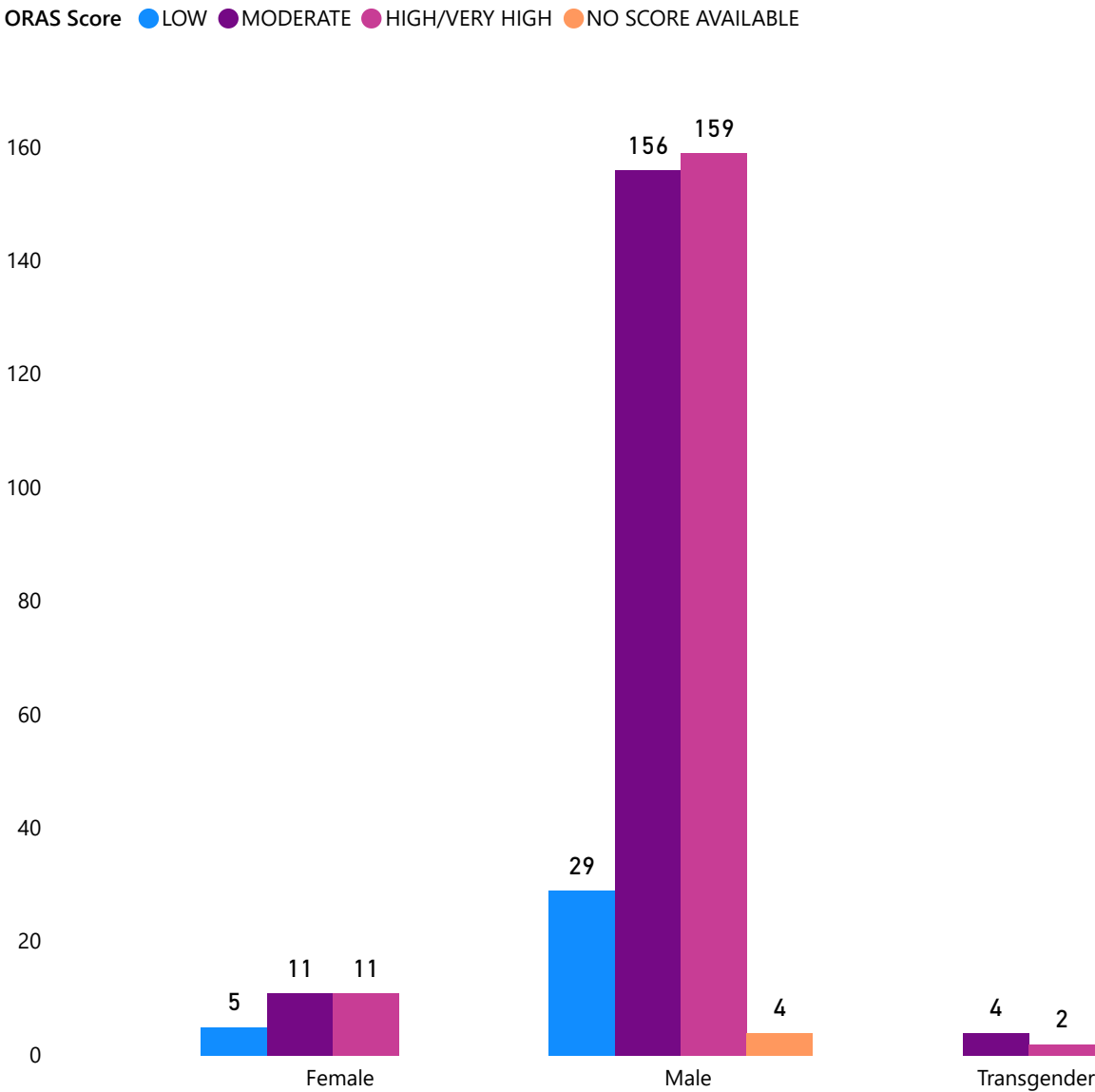
Sentenced Only Population Past Minimum Release- Violent Crime Data

8/31/2020*

Sentenced Only Population Past Minimum Release: Risk to Reoffend (N=381)



Sentenced Only Population Past Minimum Release: Risk to Reoffend by Gender (N=381)**



*Note: Daily Counts are accurate as of 10pm on the date listed

**Risk to Reoffend information includes sentenced only individuals who have a risk assessment completed for their current arrest. *High* and *Very High* categories were combined for cohesion across risk assessment tools. Individuals with No Score either do not qualify to be tested or do not yet have one due to the timing of their incarceration. See page 4 of this report for a description of Risk to Reoffend measures utilized by the DOC.