

# UPDATED October 29, 2020

## VERMONT DEPARTMENT OF CORRECTIONS COVID-19 GUIDELINES - Facility

Operational Guidelines for COVID-19 Response will be updated frequently to incorporate the latest scientific, medical, and governmental recommendations. Please ensure you are using the most current document.

### Contents

Definitions.....	6
Section 1: General Precautions .....	8
A. Good Health Habits .....	9
B. Environmental Cleaning.....	9
C. Cloth Face Coverings .....	10
i. Wearing of Cloth Face Coverings - Staff.....	11
ii. Wearing of Cloth Face Coverings - Inmates .....	12
D. Social Distancing.....	14
E. Mass Testing .....	15
F. Personal Protective Equipment (PPE).....	16
i. Preservation of N-95 Masks .....	17
G. Laundry.....	18
Section 2 – Staff.....	19
A. Staff Testing .....	19
B. Staff Travel.....	19
C. Staff Self-Screening .....	19
D. On-Site Screening .....	20

E. Staff Suspected Exposure.....	21
F. Staff Diagnosed with COVID-19.....	22
Section 3: Intake .....	23
A. New Intake Screening.....	23
B. MVRCF Intake.....	24
Transports .....	25
Releases.....	26
C. New Intake Testing .....	26
Section 4 – Court/Transports .....	27
A. Federal Court.....	27
B. State/Family Court .....	27
C. Off-site Appointments.....	28
D. Transport of COVID Infected/Suspected Inmate.....	28
Section 5 – Internal Screening .....	30
A. Ongoing Internal Screening – Inmate Directed .....	30
B. Ongoing Internal Screening – Correctional Staff Directed.....	30
C. Ongoing Internal Screening – Peer Directed.....	31
D. Ongoing Internal Screening – Medical Staff Directed.....	31
E. Ongoing Internal Screening – Temperature Checks- .....	31
F. Movement of Symptomatic Inmates to Medical/Isolation. ....	32
Section 6 –Quarantine & Isolation Units .....	33
A. Authorization to Disclose Personal Health information .....	33
B. Assignment to Quarantine or Isolation.....	34
C. PPE Precautions .....	35
D. Staff Assignments .....	35

E. Medical and Intake Quarantine .....	36
F. Medical Isolation .....	39
G. Cleaning – Isolation Spaces .....	41
Section 7 - Local Surge Units .....	43
Section 8 – Removal from Medical Isolation .....	44
A. Inmates with Pending COVID-19 Test .....	44
B. Inmates with Laboratory-Confirmed COVID-19.....	45
C. Recovery.....	46
D. Symptoms in Recovery .....	46
Section 9 – Step-Down Parameters.....	47
A. General .....	47
B. Barbering.....	49
C. Women’s Services.....	50
D. Behavioral Health Services to <b>include MAT</b> : .....	51
E. DNA Collection: .....	52
Section 10 - Mental Health and Substance Abuse Disorder Supplemental Support .....	53
A. General Provision.....	53
B. In Response to Medical Slips.....	54
C. By Request .....	54
D. Targeted intervention .....	54
E. Communication with Inmates.....	54
Section 11 - Modified Operations for Risk Intervention Services (RIS).....	55
A. RRP (Risk Reduction Programming) and CHSVT (Community High School of Vermont.....	55
B. VCI (Vermont Correctional Industries) .....	56
C. In Person Assessment for Services.....	56

Section 12 – Non-COVID Medical Care .....	57
A.    Dental Care.....	57
i. Required Guidelines During and After Dental Care.....	57
ii. Inmate Initial Screen for Dental Care.....	58
iii. Inmates Requiring Dental Care .....	59
v. Dental Transport .....	59
vi. Inmates in Medical Isolation/Quarantine.....	60
B. Outside Medical Providers Admittance Into Correctional Facilities .....	61
Section 13 - Construction Work .....	62
Section 14 – Rapid Response Team.....	63
Section 15 – Releases.....	64
A.    Release from General Population with Negative Screen: .....	65
B.    Release from General Population with Positive Screen follow steps 1-5:.....	65
C.    Release from Quarantine due to Contact Tracing or Isolation follow steps 3-5 .....	65
D.    All Inmates .....	67
F.    ICP Information for COVID Contact Tracing.....	68
Section 16 – Quality Assurance .....	68
Section 17 – COVID Protocol Audit .....	69
Attachment 1. COVID-19 New Intake Screening Form.....	70
Attachment 3. Quarantine Room Sign.....	73
Attachment 4 – N95 Respirator Use .....	74
Attachment 5 – PPE Sequence.....	75
Attachment 6 How can I Protect Myself.....	80
Attachment 7 – What to Do if Diagnosed.....	81
Attachment 8 – Informational Links.....	81

Attachment 9 – Return to Work Following a COVID-19 Positive.....	82
Attachment 10 Facility Staff Screening Tool .....	83
Attachment 11 PPE Chart .....	85
Attachment 12 – Testing Addendum .....	90
Testing.....	90
Test Sample Transportation Process.....	90
NSCF- Test Sample Transportation Process.....	91
CRCF- Test Sample Transportation Process .....	91
MVCF- Test Sample Transportation Process .....	92
NECF- Test Sample Transportation Process .....	92
NWSCF- Test Sample Transportation Process.....	93
SSCF- Test Sample Transportation Process .....	93
Attachment 13 – SMART Recovery.....	93
Attachment 14 – Mental Health Self-Help Material.....	98
Attachment 15 - Harbor Place Isolation Housing .....	102
Attachment 16 - HIPAA Authorization for Use or Disclosure of Health Information.....	105
Attachment 17 – Harbor Place Referral Form .....	107
Attachment 18. HOT Zone sign. – Red .....	109
Attachment 19. Warm Zone sign. Yellow. ....	110
Attachment 20. Cold Zone sign. – Green .....	111
Attachment 21- Recovering from COVID-19 .....	112
Attachment 22 – N-95 Mask Sanitation.....	113
Attachment 23 - Parole Violation Hearings.....	115
Attachment 24 – Resumption of KAP .....	117
Attachment 25 – DOC Communication and Testing Protocol .....	119

Attachment 26 – Medical Release .....	120
Attachment 27 QUALITY ASSURANCE REVIEW TOPICS .....	120
Attachment 28 – Quality Assurance Review Form .....	121
Attachment 29 – Notice of Placement .....	123
Attachment 30 - <b>C19 MASS FACILITY TESTING REPORT OUT</b> .....	124
Attachment 32- Strategies for Incarcerated Individuals Returning from Medical Appointments	125

## Definitions

- a. Medical Isolation:** The physical separation of ill persons (positive Covid-19 test and/or the presence of symptoms: fever, cough, or respiratory distress) from those who are not ill in order to prevent the spread of disease-causing germs.
- b. Medical Quarantine:** The physical separation of persons who have been exposed (had close contact but have no symptoms) to assess whether they develop viral symptoms.
- c. Intake Quarantine:** The physical separation of the persons lodged from the community and current inmates returning from an ER transport.
- d. Close contact:** For the purpose of this protocol, close contact is defined as 6 feet or less from another person or in an area contaminated by their respirations.
- e. Cohorting:** inmates on the same status (e.g., two inmates both designated for Isolation) may be housed together. Inmates on different statuses (e.g., one designated for Quarantine and one for Isolation) should not be housed together.
- f. Vulnerable:** Vulnerable will be used as defined by the CDC as, “at higher risk.” Those currently listed are: adults over the age of 65; pregnant women; and those with heart disease, lung disease, or diabetes. Please check the CDC link as these groups may change as

new medical information becomes available. <https://www.cdc.gov/coronavirus/2019-ncov/specific-groups/high-risk-complications.html> Staff designated as vulnerable will not be used to work Isolation or Quarantine units, nor will they be assigned to transport inmates designated for Isolation. It is the staff's responsibility to notify their supervisor of this information and, if requested, to provide documentation from their healthcare provider.

- g. Tyvek Suit:** Protection for workers who deal with hazardous materials and small hazardous particles while performing daily job duties. Tyvek suits have protection built into their fabric.
- h. N95 Mask:** An **N95 mask** (also called a respirator) is a **mask** that is worn over the face to prevent the inhalation of airborne particles. The **N95** designation means that the **mask** will filter at least 95% of particles 0.3 microns in size.
- i. Eye Protection:** Goggles or disposable face shield that fully covers the front and sides of the face).
  - i.** This does not include personal eyeglasses.
  - ii.** If reusable eye protection is used it should be cleaned and disinfected in accordance with manufacturer's instructions.
- j. Bleach Solution:** 5 (five) Tablespoons of bleach to 1 (one) gallon of water or 4 (four) teaspoons of bleach to 1 Quart. **This should be used within 24 hours of mixing.**
- k. COVID-19 Test** – Any test approved by the Vermont Department of Health for the identification and diagnosis of an individual person as infected with the COVID-19 virus.
- l. Cloth Face Covering** – mask made of cloth consisting of multiple layers to cover the nose and mouth. Not a microfiber or N95 mask. Often handmade. Intended to help

prevent spread of virus *from the wearer*. **If you can see through the mask when held up to the light it is not to be worn inside the facility.**

- m. Microfiber Mask-** Four-ply microfiber cloth. Intended for inmates in isolation and inmates and staff in Quarantine.
- n. Hot Zone:** An area used to house inmates on quarantine or isolation statuses. Full PPE is required.
- o. Warm Zone:** A dedicated transition point between a cold and hot zone. Used for donning or doffing of PPE.
- p. Cold Zone:** An area not being used to house inmates on quarantine or isolation status. Cloth masks are required
- q. Surge Unit:** A unit designed to provide additional capacity for provision of safe and appropriate medical care in response to a notable increase in COVID-19 positive patients.

**\*\*Please note, surgical masks are being replaced with microfiber masks. This decision is based on the research done by the military found in the link below:**

<https://www.military.com/daily-news/2020/04/28/army-says-it-has-found-best-fabric-face-masks.html>

## Section 1: General Precautions

Throughout the duration of the COVID-19 pandemic the following general prevention measures should be implemented to interrupt viral infection transmission.



## A. Good Health Habits

1. Each facility should ensure that adequate supplies and facilities are available for hand washing for both incarcerated individuals and employees.
2. Provisions should be made for employees and visitors and new intakes to wash their hands when they enter the facility.
3. Regular handwashing should be encouraged.
4. All persons should avoid touching their face, practice respiratory etiquette (covering cough with tissue/elbow.)
5. Non-contact greetings (i.e. no handshakes, hugs, high fives) will be used.
6. Good health habits should be promoted in various ways (e.g., educational programs, posters, campaigns, assessing adherence with hand hygiene).
7. This CDC website has helpful educational posters: <https://www.cdc.gov/coronavirus/2019-ncov/communication/factsheets.html>

## B. Environmental Cleaning

1. The frequency of routine cleaning of surfaces that are frequently touched should be increased. These can include doorknobs, keys, handrails, telephones, computer keyboards, elevator buttons, cell bars, etc..
2. Each superintendent will ensure their local cleaning schedule is increased for the duration of this pandemic. Additional inmate labor may be utilized. Attention should also be given to the cleaning schedule for areas where inmates are prohibited.
3. Superintendents will ensure continual cleaning is occurring at all times – 24/7.
4. Cleaning may be done using EPA-certified disinfecting wipes such as the “Red-capped PDI Sani Cloth Germicidal Wipes” or equivalent as available.
5. The CDC indicates that most common EPA-registered household disinfectants are effective for cleaning. Use disinfectants appropriate for the surface.

6. Bleach Solution is a good cleaning solution that is readily available. **It should be used within 24 hours of mixing.**
  - Bleach solution is 5 (five) tablespoons (1/3<sup>rd</sup> cup) bleach per gallon of water OR
  - 4 (four) teaspoons bleach per quart of water.
7. Follow manufacturer's instructions for application and proper ventilation. Check to ensure the product is not past its expiration date.
8. Never mix bleach with ammonia or any other cleanser.
9. Each facility has been provided with a sprayer. This may be used as part of the cleaning and disinfecting plan.
10. Bleach solution should be used in the sprayer.
11. Bleach solution may be applied to hard surfaces suitable for cleaning with bleach.
12. Staff should be aware of the need for proper air circulation and ventilation.
13. Staff should wear gloves and eye protection while using the sprayer.
14. After application, bleach solution should be allowed to stand for a minimum of one minute prior to cleaning.

### C. Cloth Face Coverings

1. Cloth Face Coverings should—
  - a. fit snugly but comfortably against the side of the face,
  - b. be secured with ties or ear loops,
  - c. include multiple layers of fabric,
  - d. allow for breathing without restriction,
  - e. be able to be laundered and machine dried without damage or change to shape.
2. Individuals should be careful not to touch their eyes, nose, and mouth when removing their Face Covering and wash hands immediately after removing.
3. Cloth Face Coverings should not be placed on young children under age 2, anyone who

has trouble breathing, or is unconscious, incapacitated (unless under direct observation) or otherwise unable to remove the Covering without assistance.

4. Coverings should be routinely washed. A standard washing machine will wash these appropriately.



i. Wearing of Cloth Face Coverings - Staff

1. In accordance with the current State of Vermont mandate, as of August 1, 2020 all persons in the State of Vermont are required to wear masks or cloth face coverings over their nose and mouth any time where it is not possible to maintain a physical distance of at least six feet.
2. Staff who are outside and are able to socially distance do not need to wear a mask, however, staff must be prepared to don a mask immediately if social distancing is not able to be followed.
3. A Cloth Face Covering is not a substitute for microfiber masks or N95 masks when these are required.
4. Staff should familiarize themselves with requirements for use of PPE provided in

Field and Facility Protocols.

5. In any situation that requires either a Microfiber mask or N95 mask, the Cloth Face Covering is to be removed and the appropriate mask applied.
7. Cloth Face Coverings will be removed if they become wet or soiled.
8. They will be put into the laundry and treated like laundry coming from Medical Isolation.
9. Staff will be provided with clean cloth face coverings and will be responsible for laundering and maintaining these.
10. Wherever Cloth Face Coverings are specified, a Microfiber mask may be substituted if preferred by the wearer (staff or inmate.)
11. Where the protocol specifies Microfiber mask, a Cloth Face Covering **MAY NOT** be used as a substitute.

ii. **Wearing of Cloth Face Coverings** - Inmates

1. All inmates are required to wear a Cloth Face Covering when outside of their cells.
2. In accordance with the current State of Vermont mandate, as of Saturday, August 1, 2020, all persons in Vermont are required to wear masks or cloth face coverings over their nose and mouth any time they are indoors or outdoors, where they come in contact with others from outside their households, especially in congregate settings, and where it is not possible to maintain a physical distance of at least six feet.
3. Inmates must remove the covering if directed to by staff (e.g., for identification purposes or other security needs).
4. A Cloth Face Covering is not a substitute for microfiber masks or other required PPE when these are required for completion of laundry, Biohazard Cleaning, or other tasks where PPE is specialized.

5. Staff should familiarize themselves with requirements for use of PPE provide in Field and Facility Guidance and ensure inmates cleaning are in compliance.
6. Cloth Face Coverings will be removed if they become wet or soiled.
7. Used Cloth Face Coverings will be kept in the cell in a mesh bag until laundry is Collected.
8. Masks are to be laundered in compliance with criteria set out in Section 1(G) of this protocol.
9. ~~Each facility will have an inmate laundry worker(s) in full PPE (with a microfiber mask) collect these on 3<sup>rd</sup> shift.~~
10. ~~When the coverings are picked up, the mesh bag will be placed in a plastic bag.~~
11. ~~The same inmate that picks up the laundry will put it in the washer. It should be washed at the highest available temperature and should be completely dried.~~
12. Each facility will establish a process for re-issuing coverings to inmates.
12. Disciplinary Reports **WILL NOT** be issued for wearing a Cloth Face Covering worn in the manner prescribed in this protocol.
13. Each facility will ensure information regarding Cloth Face Coverings is communicated to the inmate population.
14. Wherever 'Cloth Face Coverings' are specified, a 'Microfiber Mask' may be substituted if preferred by the wearer (staff or inmate.)
15. Where the protocol specifies 'Microfiber Mask', a 'Cloth Face Covering **MAY NOT** be used as a substitute.
16. Prior to the release of any inmate, staff must verify the identity of the inmate being released.
17. This may include having the inmate stand 6 feet away from the staff member and being directed to remove their cloth face covering so a positive visual verification can be made.

#### D. Social Distancing

1. Administrative measures have been implemented to reduce contact between people and the chance of spreading viruses.
2. In-person social visits have been suspended indefinitely.
3. GTL will provide one free video visit per inmate per week.
4. The restriction on the number of allowable purchased video visits per week has been temporarily lifted.
5. Volunteer activities have been suspended indefinitely, except as provided for in Step-Down Parameters.
6. Attorney Visits: Attorneys will be screened for illness and exposure. Attorneys who report symptoms or exposure will not be afforded entry at this time. Alternate means of communication (e.g., attorney lines) may be used to ensure lawyer-client contact.
7. Each superintendent will review how to group inmates for medication and meals. There should be a time gap between groups. During that time gap, the area will be cleaned and disinfected.
8. At this time outdoor recreation will continue to be offered. Inmates will be encouraged to maintain a distance of 6 feet between each other. Indoor recreation (e.g., gym) will occur only by unit with disinfection in between uses.
9. Library books that have been in the possession of any inmate will, upon collection, be stored separately from other books for a period of 24 hours prior to being placed back into circulation.
10. All mail from outside the institution will be held for 24 hours before staff sort it. Each superintendent will be responsible for identifying a location for this to occur. After the 24-hour period, mail may be sorted and delivered according to normal protocols.

11. Each superintendent will implement methods to reduce movement of staff between units/buildings to the extent reasonably possible.

#### E. Mass Testing

1. DOC and VDH will coordinate mass testing of each facility.
2. Testing will include all staff and inmates at the facility.
3. One facility will be tested each week, rotating through institutions.
4. Central Office Operations Section will schedule facility mass testing dates with VDH.
5. After testing results of the preceding facility have been vetted and all necessary preventative measures have been taken, planning will continue for the next facility.
6. The week prior to a scheduled testing date, a planning meeting will be held.
7. The meeting will be attended by the Operation Section Chief, DOC DON, Facility Group supervisor, Facility superintendent, and representatives of VDH.
8. The meeting will review logistical decisions for the upcoming testing.
9. The superintendent will complete the demographic spreadsheet for all staff and inmates tentatively expected to test and return this to the Operations Section Chief and VDH Specimen Collection Team.
10. The superintendent (or designee) will identify staff and inmates who have previously tested as positive. Those who have tested positive within the past 90 days will not be included in mass testing. Those with positive results more than 90 days ago will be tested but will be indicated on the spreadsheet as prior positives.
11. The day of the testing, the VDH Team will enter the facility and conduct testing.
12. The superintendent will review the spreadsheet, adjust it to reflect those actually tested, and will be submitted to the Operations Section Chief. The superintendent will also complete and submit the Facility Testing Report, [Attachment 30](#).

13. When inmate results return, the DOC DON and the Operations Section Chief will review the results, verifying against the spreadsheet that all inmate tests have been completed.
14. VDH will report to the Operations Section Chief that all staff tests have been completed. Any positive results will be reported directly from the Commissioner of Health to the Commissioner of Corrections.
15. Once it is verified that all test results have been received, the Operations Section Chief will brief the Incident Commander and publish the results.
16. The Operations Section Chief will then inform VDH it is clear to proceed with planning for the next facility.

#### F. Personal Protective Equipment (PPE)

1. PPE will be used when any person comes into contact with any person with suspected, or confirmed, COVID-19.
2. N95 Mask/Respirator: See [Attachment 4](#) for information regarding how to conserve N95 masks.
  - a. N95 respirators should not be worn with facial hair that interferes with the respirator seal.
3. Gown.
  - a. If gowns are in short supply they can be reserved for times when direct, close contact with a patient is anticipated.
4. Gloves.
5. Eye Protection (goggles or disposable face shield that fully covers the front and sides of the face).
  - a. This does not include personal eyeglasses.
  - b. If reusable eye protection is used it should be cleaned and disinfected in accordance with manufacturer's instructions.
6. It is strongly emphasized that hand washing occur before and after donning and doffing PPE.
7. Staff anticipated to wear PPE should be trained on its use. CDC instructions are attached as



[Attachment 5.](#)

8. The Logistics Section Chief will be responsible for maintaining a current inventory of PPE and making arrangements to maintain a supply chain for this equipment.
9. Correctional staff will use universal precautions in accordance with standard practice. The additional PPE as indicated in Attachments [2](#), [3](#), and [11](#) is required in the following situations:
  - a. When entering any area designated as an Isolation or Quarantine area.
  - b. When transporting inmates from, or to, an Isolation or Quarantine area.
  - c. When duties will bring staff in close contact with inmates on an Isolation or Quarantine status.
  - d. Where a Use of Force appears likely (wear Gowns or Tyvek suits).
  - e. Staff will wear N95 masks and eye protection while conducting mouth checks during medication pass.
10. When conducting CPR on any inmate, the following additional precautions will be taken:
  - a. Limit the number of staff in the room to essential (no more than 3)
  - b. Wear PPE – Gloves, eye protection, N95 Mask, & Gown.
  - c. Use of Bag-mask ventilation preferred over mouth to mouth.
11. Each facility will identify location(s) where doffing of PPE will take place. This should be as close as reasonably possible to where the PPE will be used.
12. Each facility will ensure appropriate receptacles (Red Bags/Biohazard) are present in these locations.
  - i. [Preservation of N-95 Masks](#)
    1. Each facility will ensure used N-95 masks are collected and saved for sterilization and reuse.
    2. Only used N-95s in good condition will be saved.
    3. N-95 masks will not be worn with make-up or lipstick as this prevents re-use of the mask, staff will be directed not to wear such products.

4. N-95 masks used during aerosol generating procedures or which have been contaminated with bodily fluids will be disposed of and will not be re-used.
5. N-95 masks which are visibly damaged will be disposed of and will not be re-used.
6. Used N-95 masks should be considered infectious and should not be handled without PPE.
7. N-95 masks stored together should not be re-used prior to disinfection.
8. Put used N-95 masks together into a biohazard labeled plastic bag, line a box with a large plastic bag and put the bagged respirators into the bag lining the biohazard labeled cardboard box. The box should be labeled with the facility name, point of contact, and the number of masks.
9. These will be stored in a secure place until the Logistic Section directs.
  - a. See attachments [22](#) for further information.

## G. Laundry

Each facility will create a local protocol for laundry collection in each unit, general population, intake quarantine and medial/isolation. Each protocol will be in compliance with the coordinating criteria:

- Laundry should be done by unit only.
- Anyone handling laundry from isolation and quarantine will use full PPE which includes microfiber mask.
- Do not shake dirty laundry. This will minimize the possibility of dispersing virus through the air.
- When laundry is collected from isolation and quarantine it will be placed in a mesh bag and then a plastic bag for transporting to the laundry.
- Laundry is to be washed at the highest temperature and be completely dried.

## Section 2 – Staff

### A. Staff Testing

1. Staff must be tested for COVID-19 prior to working in a Correctional Facility or entering the Vermont Correctional Academy.
2. All new DOC hires and new full-time medical staff, as well as any staff returning following an extended absence (e.g. FMLA), must arrange for a COVID-19 test.
3. This test should be completed within a reasonable time prior to beginning or returning to work at a facility or entering the Academy.

### B. Staff Travel

1. Any staff member who travels to an area with travel restrictions pursuant to Vermont Department of Health Guidance must quarantine for 14 days. <https://accd.vermont.gov/covid-19/restart/cross-state-travel>
2. This does NOT include staff who live in another state and cross borders as a matter of their normal commute.
3. This also does not include “People traveling for essential purposes, including work, do not need to quarantine. Essential travel includes travel for personal safety, medical care, care of others, parental shared custody, for food, beverage or medicine, or to perform work for businesses that are currently allowed to operate”
4. This does not include travel to non-quarantine counties as designated by Agency of Commerce and Community Development (ACCD) and completed in accordance with their guidelines

### C. Staff Self-Screening

1. COVID-19 could gain entrance to a facility via infected employees. Staff should stay home if they have fever and/or respiratory symptoms.
2. It is highly recommended that all staff complete a self-screening at home prior to reporting for duty.
3. Those staff who do not self-screen at home, will have the opportunity to screen prior to

entering the facility. (Thermometer will be made available at each employee entrance).

4. This includes all DOC staff working in a facility and full-time medical staff assigned to facilities.
5. Screening can be done using Attachment 10 and that may include a temperature check.
6. Attachment 10 does not need to be physically filled out, nor should it be submitted to the facility.
7. Any staff member screening positive on this instrument will notify their supervisor of the positive screening and will NOT report for duty.
8. The staff member must receive clearance from a medical professional prior to returning to work.
9. This clearance may, but is not required to be, in writing.
10. If employees become sick at work, they should be advised to promptly report this to their supervisor and go home.
11. Employees should be advised to consult their healthcare provider by telephone.
12. Staff use of sick leave for other illnesses or injuries will continue to follow the normal process and will not require a medical clearance, (except if such is requested under CBA Article 35.)

#### D. On-Site Screening

1. Facilities must maintain the ability to conduct on-site screening for professionals, staff who have not self-screened or other approved visitors.
2. This screening must be completed for any person entering the facility who is not participating in self-screening as provided for in Section C, Staff Self-Screening above.
3. Each superintendent will determine where such screening will take place.
4. Screening should take place as close to the entrance as reasonably possible and as soon as the individual arrives.
5. Each superintendent will determine if, and during what hours, this will be operated as a fixed post.

6. Each superintendent will identify persons or posts responsible for completing this screening during hours when a fixed post is not in operation.
7. The screener will wear PPE as follows: Gloves, eye protection, and microfiber mask.
8. Screening will use Attachment 10, to include a temperature check.
9. Anyone screening positive on this instrument will not be allowed to enter the facility.
10. Anyone who refuses to comply with the screening, including temperature check, will not be allowed entrance to the facility.
11. A re-screening will not need to be done for persons exiting and re-entering the building on the same continuous shift.

#### E. Staff Suspected Exposure

1. Any staff member who has had a close contact exposure outside the work environment, or through unexpected work-related exposure, as defined by the Vermont Department of Health must quarantine for 14 days.
2. No test-out after 7 days is permitted per new VDH guidance for staff working in congregate environments including correctional facilities.
3. Suspected exposure through close contact per VDH guidance to [someone with COVID-19](#) outside of the workplace. Close contact as defined:
  - a. You were within 6 feet of someone who has COVID-19 for a total of 15 minutes or more
  - b. You provided care at home to someone who is sick with COVID-19
  - c. You had direct physical contact with a person with COVID-19 (hugged or kissed them)
  - d. You shared eating or drinking utensils with a person with COVID-19
  - e. A person with COVID-19 sneezed, coughed, or somehow got respiratory droplets on you.
4. If employees have been exposed to a known COVID-19 case as defined by the VTDOH, and if they have symptoms of fever, cough or difficulty breathing, they should call their healthcare provider.

5. If an employee becomes symptomatic at any time during the 14-day quarantine they should contact their medical provider and may not return to work while symptomatic.
6. The employee may use their sick leave to cover this absence.
7. Staff having close contact with someone else who has been a close contact, but has not themselves been diagnosed with COVID-19, does not require quarantine, unless otherwise directed by the VDH or a medical provider.
8. Staff having contact with someone who is pending a COVID-19 test does not require quarantine unless otherwise directed by the VDH or a medical provider.

#### F. Staff Diagnosed with COVID-19

1. Staff who have confirmed COVID-19 should refer to [Attachment 9](#) for specific return to work criteria.
2. They should contact their medical provider and may not return to work while symptomatic.
3. Staff who have been diagnosed with COVID 19 and have completed transmission-based precautions and have returned to work but subsequently exhibit symptoms must quarantine from work. Staff who have subsequent symptoms must follow return to work criteria in Attachment 9.
4. Each superintendent will ensure information is tracked regarding any employee that is sick or in-home quarantine.
5. The superintendent will review this information with the Central Operations Section to determine if a sick staff member had close contact with others and if any additional steps need to be taken to address this.
6. During the COVID-19 outbreak (as at all times), staff are required to follow usual reporting rules for notifying their chain of command when they will be away from work due to illness or potential exposure.

## Section 3: Intake

### A. New Intake Screening

1. At this time, the State of Vermont, as well as all surrounding states, have ongoing community transmission of the virus. As a result, inmates coming into a facility from the community may have been exposed but not symptomatic.
2. All new intakes to a Correctional Facility will be placed on Intake Quarantine.
3. When a new intake enters the sallyport, security staff will place a microfiber mask on them. Security will wear gloves, microfiber mask and a gown when greeting new intakes.
4. Security Staff will complete [Attachment 1](#).
5. For any new intake providing a positive result on this screening tool, security staff will don PPE (N95 mask and eye protection)
6. Security staff will perform necessary searches (pat or strip in accordance with existing directive).
7. All new intakes will be directed to wash their hands as a general health precaution.
8. Intakes who did not screen positive on [Attachment 1](#) will be processed in accordance with Quarantine guidance below.
9. Any intake who has screened positive on [Attachment 1](#) will be placed in a cell by themselves until medical staff can complete their screening. Any time the cell door opens, the intake must wear their mask and staff who will be in contact must don PPE (gloves, N95 mask and eye protection).
10. Medical will complete a second screening and consult with the on-call medical provider with regard to placement.
11. The medical provider will determine if placement on Isolation is appropriate.
12. Immediately upon confirmation of a positive screen by medical, **Central Office Operations Section will be notified.**

## B. MVRCF Intake

1. Marble Valley Regional Correctional Facility (MVRCF) will continue to accept Incapacitated Persons from Rutland and Addison Counties. All other intakes will be transported to Southern State Correctional Facility (SSCF) pursuant to the procedure below.
2. Field CCOs or designated staff from RUPP have established a Transport Team to conduct transports from MVRCF to SSCF on an on-call basis. This will include any law enforcement intake outside the hours referenced in #5 below.
3. The RUPP Transport Team will use a RUPP vehicle for transports of 1-2 inmates. If more than 2 inmates need to be transported, the team will use a MVRCF facility transport vehicle.
4. RUPP has established a Transport Team schedule. This Team is composed of CCOs (and if necessary other RUPP staff). This schedule provides for on-call coverage from 0600 – 2200 each day. Staff on the Team are eligible for Stand-by pay during their non-working hours when they are scheduled for coverage.
5. Local Law Enforcement will conduct transports directly to SSCF or CRCF during the period from 2200 – 0600.
6. Bennington Probation and Parole, Vermont State Police Shaftsbury Barracks, Bennington County Sheriff's Department, and police departments located in Bennington County (Bennington, Manchester, and Winhall) will be responsible for conducting their own transports to SSCF.
7. Agencies in Rutland and Addison Counties have been asked to notify the institution as soon as they identify that a lodging will be necessary.
8. Upon receipt of such a notification, the Transport Team will be activated according to the schedule and will report to MVRCF. The facility will notify RUPP by contacting the on-call supervisor. The DM or designee will activate the Transport Team.



9. The lodging of the inmate will occur in the garage at MVRCF. The inmate will NOT pass the S-16 door.
10. The inmate will be pat-searched by DOC staff according to standard practice.
11. The inmate will remain on constant observation from the time of arrival until the transport departs.
12. The CFSS will receive proper lodging paperwork from the lodging agency and will be responsible for reviewing consistent with standard practice. The lodging paperwork will be delivered to the Admissions Officer inside the facility who will complete the Booking Slip via OMS.
13. [Attachment 1](#) will be completed in the garage.

#### Transports

1. Transports will be conducted as specified in [Field and Facility Guidelines](#).
2. DOC restraints will be applied to replace law enforcement restraints.
3. The Transport Team will proceed to SSCF. Full intake and booking process will occur at SSCF. The inmate will be housed in Quarantine at SSCF.
4. Federal intakes will NOT be transported by the RUPP Transport Team. MVRCF will be responsible for transporting federal intakes utilizing appropriately trained and authorized staff.
5. Female intakes being returned by RUPP on a NOS will be transported by RUPP directly to CRCF.
6. Female intakes being returned by BEPP on a NOS will be transported by BEPP directly to CRCF.
7. Rutland County Sheriff's Department (RDOS) will transport their lodgings, during normal business hours, directly to SSCF or CRCF.

## Releases

1. Rutland/Addison and Bennington County inmates who are bailed out from SSCF or CRCF will be asked to attempt to find someone willing to pick them up.
2. If they are not able to find a ride, SSCF/CRCF will be responsible for transporting them back to their county of origin.
3. Springfield and Hartford Probation and Parole Offices will provide support to SSCF if they are unable to complete the transport. Contact should be made to DM Sampsell if such support is requested.
4. Burlington Probation and Parole will provide support to CRCF if they are unable to complete the transport.
5. Video arraignments for Rutland, Bennington and Addison Counties will be conducted at SSCF and CRCF. DOC will establish a daily transport to return inmates released at arraignment to their county of origin.

## C. New Intake Testing

1. All new intakes will be placed in Intake Quarantine
2. New Intakes will receive COVID-19 tests at the following intervals.
  - 1 Days (entry)
  - 7 Days
  - 12 Days
3. Inmates may be removed from Intake quarantine after they meet all of the following:
  - 14 days
  - A negative Day 12 test
  - Asymptomatic

## Section 4 – Court/Transports

### A. Federal Court

1. Inmates being transported to Federal Court will have a temperature check prior to departure. Any temperature above 100.0 will be referred to medical for review and the USMS will be notified.
2. Prior to departing for court, the inmate will be issued a microfiber mask and instructed to wear this.
3. Per discussion with the USMS, DOC inmates at Federal Court will be kept separate from other parties.
4. When these inmates return, they will not require placement on Intake Quarantine provided that:
  - i. Their release and return were on the same day; and
  - ii. They remained in Federal custody while they were out of DOC custody.
5. They will be screened with Attachment 1 upon return. Any positive result will be addressed according to the standard process.
6. If inmates are inadvertently exposed to other populations while in Federal custody, or otherwise exposed to an unanticipated risk of virus infection, the USMS will be responsible for notifying DOC Transport staff.
7. DOC Transport staff will notify the on-duty CFSS who will notify the Facility superintendent.
8. The superintendent, in consultation with Facility Health Services, can determine the need for Intake Quarantine.

### B. State/Family Court

1. Inmates being transported to State Court will have a temperature check prior to departure. Any temperature above 100.0 will be referred to medical for review and the Court will be notified.

2. While being transported to and from the courthouse, the inmates will wear cloth face coverings.
3. When these inmates return, they will require placement on Intake Quarantine.
4. They will be screened with Attachment 1 upon return. Any positive result will be addressed according to the standard process.

### C. Off-site Appointments

1. All inmates returning from any outside appointment will be quarantined for 14 days.
2. When an inmate refuses to go to an offsite medical appointment, their case will be reviewed during the morning's meeting to ascertain the reason for the refusal.
3. If the barrier driving the refusal cannot be resolved, their case will be reviewed by the medical directors of VitalCore and DOC collaboratively.
4. Any cases determined to present a serious threat to the inmate's well-being will be identified.
5. For those cases identified as a serious threat to the inmate's well-being, an appointment will be scheduled immediately, and the Operations Section will be notified of the name, date, time, and facility.
6. Incident Command will notify the superintendent that quarantine placement has been overridden and they are to follow housing placement recommendations, to the best of their ability, to minimize or eliminate risk of infection as outlined in the VDH **Strategies for Incarcerated Individuals Returning from Medical Appointments**, [Attachment 32](#).

### D. Transport of COVID Infected/Suspected Inmate

1. The standards listed below will be utilized for transport in addition to normal transport protocols.
2. All transports of anyone in quarantine/isolation will be conducted using vans with the security insert.

3. No inmate will be moved without notification and approval by **Central Office Operations Section**. Permission must be granted by **Central Office Operations Section** by the contact information provided.
4. Patient wears a microfiber mask and washes their hands.
5. Correctional officer wears N95 mask and eye protection. Wear gloves, gown, and eye protection if in close contact with inmate prior to transport.
6. Prior to transporting, all PPE (except N-95 respirator) is removed and hand hygiene (washing or thorough application of hand sanitizer with at least 60% alcohol) is performed. This is to prevent contaminating the driving compartment.
7. Ventilation system should bring in as much outdoor air as possible. Set fan to high.
8. DO NOT place air on recirculation mode.
9. Weather permitting, drive with the windows down.
10. Following the transport, if close contact with the patient is anticipated, put on new set of PPE. Wash hands after PPE is removed.
11. The vehicle must be cleaned in accordance with the below steps immediately after transport and prior to its use for any other transport.
12. After transporting a patient, air out the vehicle for one hour before using it without a N95 respirator.
13. When cleaning the vehicle, wear a disposable gown and gloves. A N95 and eye protection (or face shield) should be worn if splashes or sprays during cleaning are anticipated.
14. Clean and disinfect the vehicle after the transport utilizing a hospital-grade disinfectant
15. If a decision is made to transport a patient with signs and symptoms of severe respiratory illness to a healthcare facility, the sending facility will notify the receiving healthcare facility of the pending transport of a potentially infectious patient. Each superintendent will be responsible for

establishing contact with the local hospital in advance to identify any special instructions they currently have for receipt of patients requiring a higher level of care.

## Section 5 – Internal Screening

### A. Ongoing Internal Screening – Inmate Directed

1. Regular communication will be provided to the inmates encouraging them to report symptoms.
2. Inmates who experience coughing, shortness of breath, or believe they have a fever are to report this directly to the unit officer.
3. The officer will immediately issue a microfiber mask to the inmate and cellmate and direct both to lock in.
4. The officer will contact Medical and notify the CFSS
5. Medical staff will determine whether to see the inmate where they are or whether the inmate should be brought to Medical or directly to Isolation.
6. If staff directly observe the symptoms, they shall treat the situation as if the inmate self-reported and follow the same protocol.

### B. Ongoing Internal Screening – Correctional Staff Directed

1. During both first and second shift, the unit officer will ask each inmate if s/he is experiencing coughing, shortness of breath, or fever.
2. The unit officer will immediately provide a microfiber mask to any inmate and their cellmate reporting symptoms.
3. At the conclusion of cell inspection, and prior to releasing the unit, the officer will report any positive responses to medical.
4. The officer will notify the CFSS.
5. The cell(s) will stay locked in until medical screening takes place.
6. Medical staff will determine whether to see the inmate where they are or whether the inmate should be brought to medical or directly to Isolation.

### C. Ongoing Internal Screening – Peer Directed

1. If another inmate reports a peer is experiencing symptoms, staff shall treat the report as positive, as delineated in Part 1.
2. The affected inmate and cellmate will be issued microfiber masks and restricted to their cell.
3. The officer will contact medical.
4. The officer will notify the CFSS.
5. Medical staff will determine whether to see the inmate where they are or whether the inmate should be brought to medical or directly to Isolation.
6. Any abuse of this peer report system (e.g., intentionally false reporting to harass staff or peers) will be dealt with as a disciplinary issue.

### D. Ongoing Internal Screening – Medical Staff Directed

1. Medical Staff will collect and review all sick call slips at least twice daily.
2. Medical will also continue ongoing inmate education especially regarding good health practices.

### E. Ongoing Internal Screening – Temperature Checks-

**Any inmate who refuses to participate in the COVID-19 mitigating process, including refusal to participate in a COVID-19 test, will be removed from General Population. Placement and removal are under the authority of the superintendent.**

Removal from general population will be predicated on the inmate's compliance with the mitigation process and, absent other indicators, will not require additional testing once compliance is met.

1. Each facility will establish a process to take the temperature of all inmates twice daily.
2. An infrared thermometer will be used when available.
3. If such is not available, the thermometer must be sanitized between use.
4. The staff member taking the temperatures will wear PPE as follows: Gloves, eye protection, microfiber mask, and gown.
5. Any temperature exceeding 100.0 will be treated as a positive result.

6. The officer will immediately issue a microfiber mask to the inmate and cellmate and direct both to lock in.
7. The officer will contact Medical.
8. The officer will notify the CFSS.
9. Medical staff will determine whether to see the inmate where they are or whether the inmate should be brought to Medical or directly to Isolation.

#### F. Movement of Symptomatic Inmates to Medical/Isolation.

1. **Placing a mask on potentially infectious persons is critical.** If individuals are identified with symptoms, *immediately place a microfiber mask on the patient* and have them wash their hands.
  - a. Staff designated as vulnerable will not be used to work Medical Isolation or Medical Quarantine units, nor will they be assigned to transport inmates designated for Isolation. It is the staff's responsibility to notify their supervisor of this information and, if requested, to provide documentation from their healthcare provider.
2. Each superintendent will designate an area for Medical Isolation.
3. The inmate will perform hand hygiene (either wash hands or use of alcohol-based sanitizer).
4. The inmate will be directed to sit in a wheelchair. A clean sheet will be placed over them from the neck down to cover the clothes.
5. They will be escorted by staff; staff will wear gloves and a N95 Mask. A gown will be added if they expect to come into physical contact with the inmate.
6. Staff will open all doors.
7. The inmate will be escorted to the area designated by medical.
8. Medical will complete their screening and provide further directions regarding next steps.
9. If it is determined that the inmate is to be placed on Medical Isolation, Facility Administration will assist medical in determining if there are other individuals who have had close contact who require quarantine.



## Section 6 –Quarantine & Isolation Units

### A. Authorization to Disclose Personal Health information

1. The assigned CSS will meet with any inmate placed in medical quarantine (not intake quarantine) or Medical Isolation, to complete the Authorization to Disclose Confidential Health Information.
2. No inmate shall be obligated to complete an Authorization to Disclose Confidential Health Information, but the CSS will explain that a signed authorization is required to share protected health information with any family or friends.
3. An Authorization to Disclose Confidential Health Information must be completed for each person whom the inmate wishes to share protected health information.
4. Each completed Authorization to Disclose Confidential Health Information will be scanned and uploaded into the DocImage tab within the Medical Tab of OMS using the Document Category “Releases of Information” and the Document Name “Authorization to Disclose Confidential Health Information.”
5. If the inmate declines/refuses to complete an authorization or indicates they no one they have want contacted, the CSS will fill out the top portion of the Authorization to Disclose Confidential Health Information, write refused/declined on the signature line, and then scan/upload the document into the DocImage tab within the Medical tab of OMS using the Document Category “Releases of Information” and the Document Name “Refused/Declined Authorization to Disclose Confidential Medical Information.”
6. If the inmate revokes an individual’s or entity’s authorization, the CSS will print the “Authorization to Disclose Confidential Health Information” from the DocImage tab within the Medical tab of OMS, fill in the “Date Revoked”, sign the “DOC Staff Signature” section of the form, and then scan/upload the document into the DocImage tab within the Medical tab of OMS using the Document Category “Releases of Information” and the Document Name “Revoked Authorization to Disclose Confidential Health Information.”

## B. Assignment to Quarantine or Isolation

1. Inmates with a confirmed COVID-19 positive test result will be housed in Isolation. If an inmate with a confirmed positive is in Isolation no inmate without a confirmed positive may be housed in Isolation.
2. Inmates who are symptomatic pending test results will be housed in Quarantine **if** Isolation is not available due to #1 above.
  - a. They will be single celled and restricted to the cell at all times.
  - b. Staff will wear Isolation level PPE if it is necessary to interact with them
  - c. When feasible, an empty cell should separate them from other inmates on quarantine.
3. Inmates on Medical/Contact Quarantine will be housed in Quarantine.
  - a. They will not interact/have contact with inmates on Intake Quarantine
4. Inmates on Intake Quarantine will be housed in Quarantine.
  - a. If double-celling is necessary, inmates on day 10 (or later) of quarantine, with the same date of Admission, who have had a negative day 7 test may be housed together.
5. Any inmate, aged 65 or older must be housed, and recreate, alone while on quarantine.
6. Any inmate who is extradited or transferred from a correctional/jail facility outside of Vermont must be housed, and recreate, alone while on quarantine.
7. If more space is needed, the superintendent will consult with the Central Office Operations Section.
8. Inmates who refuse to participate in DOC mitigation strategies (temperature check, COVID testing, etc), will be placed in a location by themselves that is neither with inmates on Isolation or Quarantine *if such space is available.*
9. If such a space is not available, they may be housed in Quarantine in a single cell.
  - a. They will be restricted to their cell.

b. If they continue to refuse for over 48 hours, the superintendent will consult with the Facility Group Supervisor to develop a housing plan.

10. All out going paperwork within quarantine and isolation will be held for 24 hours before being sorted. Each superintendent will be responsible for identifying a location for this to occur. After the 24-hour period, it may be sorted and delivered according to normal protocols. Sick slips and inmate grievances are excluded from the 24hour hold.

### C. PPE Precautions

1. Properly worn PPE protects staff working these units.
2. Care must be taken to ensure this is worn and handled correctly, to reduce risk of infection OR of passing infection from one inmate to another.
3. Visible soiled PPE should always be immediately changed.
4. Physical interaction with inmates should be avoided.
5. Staff should ensure after touching any item exiting a cell, that PPE is changed prior to interacting with a different inmate.
6. To the extent possible, staff should avoid having potentially infectious items touch their gowns. Gowns must be changed after contact with potentially infectious items and before having interaction with any person.
7. PPE worn in Quarantine may be worn into Isolation.
8. PPE worn in Isolation **may not** be worn into Quarantine.
9. In the event of an emergency, the most critical items of potential infectious PPE that must be changed before responding are gloves and gown.

### D. Staff Assignments

1. Whenever feasible a staff member should not be responsible for both a Quarantine and an Isolation Unit.
2. If this must occur, particular attention must be paid to the PPE precautions above.

3. To the extent feasible, dedicated staff should be assigned to Isolation and Quarantine. To the greatest extent reasonably possible, these staff should not be assigned to other living units on days they are not working Isolation or Quarantine.
4. Prior to being relieved for a break, the Isolation or Quarantine Unit Officer will make sure pending tasks that require inmate interaction (chow delivery and pick-up, etc) are complete.
5. The Float relieving the unit will complete unit tours as scheduled and any special observation checks.
6. Any non-urgent task that requires inmate interaction in the unit will be delayed until the return of the Unit Officer.
7. The Float will ensure any PPE worn in Quarantine or Isolation is removed prior to leaving the unit.
8. CFSSs or Management Staff touring the units should avoid any physical interactions with inmates unless absolutely necessary.

#### E. Medical and Intake Quarantine

1. An Incident Report in OMS, using the category code medical, will be created for each inmate placed in Medical Isolation or Quarantine *for any reason*.
2. The Incident Report will specify the reason for placement.
3. The Notice of Placement, [Attachment 29](#), will be scanned into OMS as an attachment in the incident.
4. Inmates on quarantine due to an ER/Medical Trip will be tested on:
  - a. Day 7
  - b. Day 12
5. Inmates on quarantine due to close contact with a positive or suspected COVID-19 person will be tested on:
  - a. Day 1
  - b. Day 7

c. Day 14

6. The Director of Classification will be responsible for tracking the time periods in this section, coordinating results with the RDOM, and notifying facilities when inmates may be moved out of quarantine.
7. Inmates who refuse their scheduled testing will remain in quarantine for a period of 25 days at which time they will be eligible for GP release.
8. The purpose of Medical Quarantine is to ensure that incarcerated individuals who are known to have been exposed to the virus are kept separate from other incarcerated individuals to assess whether they develop viral infection symptoms.
  - a. Staff designated as vulnerable will not be used to work Isolation or Quarantine units, nor will they be assigned to transport inmates designated for Isolation or Quarantine. It is the staff's responsibility to notify their supervisor of this information and, if requested, to provide documentation from their healthcare provider.
9. Recreation/Out of Cell time will be by cell. All areas where inmates on quarantine recreate must be cleaned and disinfected before the next cell comes out.
10. Each superintendent will identify a location for Medical/Intake Quarantine.
11. Each superintendent will provide a "Welcome to Quarantine" packet to each inmate upon entering the quarantine unit based on a 2 week quarantine period.
12. Each packet will be created by the individual facility and address the individual quarantine unit and include the following:
  - a. Notice of Placement, [Attachment 29](#)
  - b. Schedule for required COVID-19 testing while in quarantine
  - c. Daily schedules, (showers, chow, Rec time)
  - d. The Facility Rec Department will be responsible for providing the rec materials. (Coloring supplies, playing cards, tablets, puzzles, Sudoku, crosswords, etc.)

- e. Instructions as to how they will communicate with their caseworker while in the unit
  - f. Instructions on how to submit their phone sheet
  - g. How to access commissary
  - h. Details on roles of the caseworker and mental health services
13. The door to the Quarantine Room/Unit should remain closed. A sign should be placed on the door of the room indicating that it is a Quarantine Room/Unit which lists recommended personal protective equipment (PPE) ([see Attachment 3](#)).
  14. To minimize the likelihood of disease transmission to fellow quarantined persons, those who are placed in quarantine will be required to wear microfiber masks while in quarantine. Masks will be replaced as needed, if they become soiled , or at least every 8 hours.
  15. Quarantined incarcerated individuals will be restricted from being transferred to, or otherwise interpersonally interacting with, the general population.
  16. To the extent possible, all services (meals, medication, etc.) will be delivered in the cell.
  17. Meals will be served with disposable food service items. Nothing coming out of the quarantine area will be returned to the Kitchen.
  18. Trash from the cell, to include disposable food service items, will be disposed of in regular trash. It will be double bagged and anyone handling this will wear gloves.
  19. Items identified as specifically exposed to aerosols, or identified by medical staff as medical waste, will be treated as biohazard.
  20. Laundry is to be done in compliance with the criteria set out in Section 1(G) of this protocol.
  21. Laundry should be placed in a mesh laundry bag and remain in the cell until it is ready to be washed. It will not be collected until it is ready to be washed. It will be picked up by an inmate in full PPE wearing a microfiber mask. The same inmate that picks up the laundry

will put it in the washer. Quarantine laundry should be completed during 3<sup>rd</sup> shift due to inmate wearing PPE.

22. Laundry will be placed in a plastic bag. Anyone handling it will use Full PPE.

23. The Laundry Worker will wear full PPE, which includes wearing a microfiber mask. It should be washed at the highest available temperature and should be completely dried.

24. Dedicated medical equipment (e.g., blood pressure cuffs) should be reserved and isolated from routine use equipment. When this is not possible, equipment will be decontaminated in accordance with manufacturer's instructions prior to use with other patients.

25. A microfiber mask will be worn by staff who are in direct, close contact (within 6 feet) of quarantined incarcerated individuals.

26. A gown is not required when there is no direct contact with an inmate.

27. If a cell door or food chute will be opened, then a gown will be worn.

28. Twice daily, medical staff will assess whether inmates in quarantine should be screened for symptoms including subjective fever and a temperature. Symptomatic patients need to be isolated or cohorted.

29. The duration of medical quarantine for COVID-19 is the 14-day incubation period.

#### F. Medical Isolation

1. Staff designated as vulnerable will not be used to work Medical Isolation or Medical Quarantine units, nor will they be assigned to transport inmates designated for Isolation. It is the staff's responsibility to notify their supervisor of this information and, if requested, to provide documentation from their healthcare provider.
2. Inmates who have been placed on Medical Isolation based on physical symptoms will have a COVID test ordered as deemed appropriate by the medical provider.
3. They will additionally be tested for flu and strep throat.

4. **Placing a mask on potentially infectious persons is critical.** If individuals are identified with symptoms, *immediately place a microfiber mask on the patient* and have them wash their hands.
5. The inmate will be issued a microfiber mask.
6. To the extent possible, all services (meals, medication, etc.) will be delivered in the cell.
7. Meals will be served with disposable food service items. Nothing coming out of the Isolation area will be returned to the Kitchen.
8. The facility will ensure measures are in place to support adequate hydration by the inmate(s).
9. Trash from the cell, to include disposable food service items, will be disposed of in regular trash. It will be double bagged and anyone handling this will wear gloves.
10. Items identified as specifically exposed to aerosols, or identified by medical staff as medical waste, will be treated as biohazard.
11. Laundry from medical isolation should be done in accordance with criteria set out in Section 1(G) of this protocol.
12. Laundry should be placed in a mesh laundry bag and remain in the cell until it is ready to be washed. It will not be collected until it is ready to be washed. It will be collected by an inmate in full PPE, which includes wearing a microfiber mask. The same inmate that picks up the laundry will put it in the washer. Isolation laundry should be completed during 3<sup>rd</sup> shift due to inmate wearing PPE.
13. Laundry will be placed in a plastic bag. (Anyone handling it will use Full PPE.)
14. The Laundry Worker will wear full PPE, which includes wearing a microfiber mask. It should be washed at the highest available temperature and should be completely dried.
15. Any time the cell door is opened, the inmate must wash their hands and don their mask.
16. If a phone call is allowed, it must be done from within the Isolation Area; this may require use of a portable phone/phone on a cord stretched into the area.



17. At the conclusion of the call, the inmate will disinfect the phone and return it to staff.
18. Staff will then re-disinfect the phone.
19. Once the inmate is in possession of a tablet, any social calls can be made using the tablet.
20. Any time contact is anticipated, staff will don PPE (gloves, gown, N95 mask, and eye protection)
21. The door to the Respiratory Infection Isolation Room/Cell should remain closed. A sign should be placed on the door of the room indicating that it is a Respiratory Infection Isolation Room/Unit and lists recommended personal protective equipment (PPE) (see [Attachment 2](#)).
22. Dedicated medical equipment (e.g., blood pressure cuffs) should be reserved and isolated from routine use equipment. When this is not possible, equipment will be decontaminated in accordance with manufacturer's instructions prior to use with other patients.
23. Any inmate in Medical Isolation will not leave the cell unless there is a critical health-related event. Hygiene will be practiced using a cloth and basin except for those areas where a shower is built into the cell.
24. After any designated quarantine or isolation area is vacated, it shall be thoroughly cleaned.
25. When cleaning, wear a disposable gown and gloves and a N95 and eye protection or a face shield.
26. Clean and disinfect the area utilizing a hospital-grade disinfectant. [See detailed cleaning process below.](#)

#### G. Cleaning – Isolation Spaces

1. Wearing full PPE (Gown/Tyvek Suit, N95, gloves and eye protection), spray the cell with bleach solution using the sprayer.
2. Attention should be paid to ensure the odor of bleach is not overwhelming in any adjacent occupied area.
3. If possible, open outside windows to increase air circulation in the area.
4. Wait at least 4 (four) hours (but up to 24 if possible) before proceeding to the next step.

5. Clean and disinfect all areas (e.g., cells, bathrooms, and common areas) used by the infected individual, focusing especially on frequently touched surfaces
- 6. Hard (non-porous) surface cleaning and disinfection**
  - a. If surfaces are dirty, they should be cleaned using a detergent or soap and water prior to disinfection.
  - b. For disinfection, use Bleach Solution or ES-64. Oxivir wipes may also be used for frequently touched or difficult to clean surfaces.
- 7. Soft (porous) surface cleaning and disinfection**
  - a. For soft (porous) surfaces such as carpeted floors and rugs, remove visible contamination if present and clean with appropriate cleaners indicated for use on these surfaces. After cleaning:
    - i. If the items can be laundered, launder items in accordance with the manufacturer's instructions using the warmest appropriate water setting for the items and then dry items completely.
    - ii. Otherwise, use products [that are EPA-approved for use against the virus that causes COVID-19 and are suitable for porous surfaces.](#)
- 8. Electronics cleaning and disinfection**
  - a. For electronics such as tablets, touch screens, keyboards, and remote controls, remove visible contamination if present.
    - i. Follow the manufacturer's instructions for all cleaning and disinfection products.
    - ii. Consider use of wipeable covers for electronics.
    - iii. If no manufacturer guidance is available, use alcohol-based wipes or spray containing at least 70% alcohol to disinfect touch screens. Dry surfaces thoroughly to avoid pooling of liquids.

## Section 7 - Local Surge Units

1. The size of a local Surge unit will be driven by the number of positive tests at a site. It is, therefore, impractical to pre-designate these spaces. The superintendent, in consultation with the **Central Office Operations Section**, is expected to make real-time decisions on location based on the number and location of positive tests.
2. The below provides the essential parameters to meet in opening a local Surge unit, while preserving flexibility to meet the specific needs of a situation.
3. The facility will be placed in full lock-down while the unit is being established.
4. PPE issuance and use will be initiated per the COVID-19 Facility Guidelines.
5. Inmates will be cohorted based on COVID-19 test results and separation needs. This separation requires housing inmates of like statuses in separate areas/zones in the following ways:
  - a. Medical Isolation of COVID-19 positive inmates.
  - b. Medical Isolation of suspected COVID-19 inmates due to symptoms and/or screening.
  - c. Quarantine of inmates that had close contact with COVID-19 positive inmates.
  - d. General housing of inmates with negative COVID-19 test results.
6. Individuals grouped according to the statuses listed above in Part 5 must be cohorted separately from one another.
7. The areas/zones shall be designated pursuant to test results and may include using the most impacted unit for medical isolation housing.
8. **Limit the movement of COVID-19 positive inmates as much as possible.**
9. Visual aids such as posters, signage and barriers shall be put into place clearly marking the areas/zones as Cold, Warm, Hot. This will enhance staff knowledge of PPE requirements before entering these areas/zones.

Please note that the [attachments](#) provided are intended to be printed on colored paper for visual distinction. The color of each is noted at the top.

10. Identify staff and inmate movement strategies in/out of the areas/zones.
11. Consideration must be given to:
  - a. Delivery of Meals, Medications, & Medical Care
  - b. Disposal of Refuse
  - c. Laundry
12. PPE donning & doffing areas will be established as close to the Hot areas/zones as possible.
13. Stage decontamination crews and sanitizing equipment, as required.

It is advisable to pre-stage full PPE set-up reserved and marked for emergency response.
14. Remain in lockdown until further guidance is received from VDH and DOC Incident Command.
15. Employ the operational standards outlined in the COVID-19 Facility Guidelines.
16. In cases where superintendents have identified the inability to operationalize these guidelines the EOC must be notified for additional guidance or actions.
17. Upon the opening of any local Surge Unit, the **Central Office Operations Unit** will coordinate with Vitalcore's Regional Medical Director and DOC's Director of Nursing to assess the medical staffing and equipment site.
18. If medical requirements are not able to be met with available on-site resources, or resources currently within the Department, the Incident Commander will request the necessary additional resources through the State EOC.

## Section 8 – Removal from Medical Isolation

### A. Inmates with Pending COVID-19 Test

1. If this test returns as negative, the Regional Medical Director (RMD) or designee will review and determine when to remove the inmate from Medical Isolation.
2. The RMD or designee will be responsible for notifying the Central Office Operations Section of the removal.

3. Central Office Operations Section will notify the superintendent that the inmate can be returned to General Population (GP) without restriction.

#### B. Inmates with Laboratory-Confirmed COVID-19

1. Removal from medical isolation is a medical decision and will be made only by the RDM or designees and in accordance with the most current VDH and CDC guidance.
2. The Department's medical contractor will use Symptom-Based Strategy as outlined by the CDC and described below in paragraph 3. <https://www.cdc.gov/coronavirus/2019-ncov/hcp/disposition-hospitalized-patients.html>
3. The Physician is to determine when it is appropriate for release from isolation into stepdown recovery in accordance with current CDC guidance. The Physician will notify Operations who will make the determination as to when and where the inmate will be released to.
4. Strategies

#### **Symptom-Based Strategy for Discontinuing Transmission-Based Precautions.**

*Patients with [mild to moderate illness](#) who are not severely immunocompromised:*

- At least 10 days have passed *since symptoms first appeared* **and**
- At least 24 hours have passed *since last fever* without the use of fever-reducing medications **and**
- Symptoms (e.g., cough, shortness of breath) have improved

Note: For patients who are **not severely immunocompromised** and who were **asymptomatic** throughout their infection, Transmission-Based Precautions may be discontinued when at least 10 days have passed since the date of their first positive viral diagnostic test.

*Patients with [severe to critical illness](#) or who are severely immunocompromised<sup>4</sup>:*

- At least 10 days and up to 20 days have passed *since symptoms first appeared* **and**
- At least 24 hours have passed *since last fever* without the use of fever-reducing medications **and**
- Symptoms (e.g., cough, shortness of breath) have improved

Note: For **severely immunocompromised**<sup>1</sup> patients who were **asymptomatic** throughout their infection, Transmission-Based Precautions may be discontinued when at least 20 days have passed since the date of their first positive viral diagnostic test.

5. Following the medically determined period of medical isolation, the RDOM or designee will approve transfer from the acute isolation unit to general population.
6. The RDOM will be responsible for notifying the Central Office Operations Section of the transfer.
7. Central Office Operations Section will notify the superintendent to transfer the inmate to general population.
8. Inmates will receive education from medical regarding COVID-19 recovery (see [attachment 21](#))
9. Any property released from isolation will be sanitized prior to being removed.

#### C. Recovery

1. VitalCore will maintain a Chronic Illness Clinic (CIC) list for patients in recovery.
2. VitalCore will submit a proposal to track inmates who have previously tested positive.
3. This will include asking during medical intake and verifying tests completed in the community.
4. Verified prior positives will be entered into OMS.
5. Following a verified positive, inmates will not need to be retested within the next 90 days. This includes cases where the inmate develops symptoms within that 90 days.

#### D. Symptoms in Recovery

1. An inmate may demonstrate new symptoms after being removed from Transmission-Based Precautions.
2. The inmate should be placed in isolation status pending a medical assessment.
3. It is acceptable to house these inmates in the same isolation unit as C19 inmates working through the Transmission-Based Precautions process

## Section 9 – Step-Down Parameters

### A. General

Superintendents need to individualize step-down plans to meet the needs of the institution.

It is equally important that step-down is handled in a measured and consistent way to manage risk level in accordance with the latest medical and scientific data; mostly notably direction and guidance from the Vermont Department of Health (VDH).

Specific step-down plans must be submitted to Facilities Branch Director and approved prior to implementation.

- At this time, the following parameters are in place for step-down plans. *These parameters will continue to be modified in accordance with VDH guidance.* Plans will be reviewed by the EOC weekly to determine if further loosening/restricting activities is needed based on the evidence.
  1. Cloth face coverings will be worn by all staff and inmates. (Except where specific activities require different PPE.)
  2. Enhanced cleaning protocols will continue.
    - a. If areas of the facility that had not been used are re-opening, cleaning protocols must be implemented to ensure proper cleaning and disinfecting is occurring in that area. A thorough cleaning and disinfecting of the area must be completed prior to its first use.
    - b. Inmates who are hazmat trained should be prioritized to clean areas depending on the need.
  3. Groupings of inmates, regardless of activity, should be limited to no more than 10 except as in 3.a below.
    - a. Outdoor Recreation may, dependent on yard size, be up to 30. Attention must be given to 'funnel points,' i.e. building doors, gates to recreation yards, to ensure inmates are able to socially distance en-route to these activities

b. Staff supervising outdoor recreation should continue to support and enforce social distancing.

4. All activities should be unit specific. If this is not feasible, a specific plan can be submitted to incident command for approval.

5. All Facilities should work to ensure groups of 10 are a consistent cohort across activities.

6. Attention should be given to the physical size of the space being used and the ability of inmates to socially distance within this space (remain 6 feet apart).

7. Physical markers should be used to mark spaces to support social distancing. This may include removing (or marking as unavailable) some chairs or use of tape marking on the floor.

8. A given space may be clearly divided into sections to allow for use by more than one group provided the facility can ensure groups do not come into direct contact with each other or co-mingle.

9. Cleaning and disinfecting of areas must occur between groups. Particular attention should be given to objects likely to be touched by multiple people (i.e. body resistance machines)

10. Where feasible, facilities may offer religious services remotely via inmate TVs, for instance airing a pre-recorded service or religious message prepared by an approved religious volunteer on a facility channel.

The below activities should be considered for re-opening **after the completion and approval of a written plan for them. The approved plans are to be saved in the "S" drive under the file labeled, IC Approved Facility Local Protocols.**

Outdoor Recreation

Dayroom Access

Communal Eating (dependent on ability to support appropriate social distancing)

Inmate Employment (on a limited basis)

Law Library



Open Ears (without close contact between the coach and recipient)

Barbering

Medication Pass

Recreational activities

Programming (Virtual)

Restart MAT HUB Referrals

The below activities are not authorized at this time and further direction will be provided before re-implementation:

Programming (In Person)

Social Visits

Normal VCI Operations & Work Crews

Volunteer Services

## B. Barbering

1. Each Facility superintendent will create a facility plan for barbering.
2. Such plan will include, at minimum:
  - a. A requirement that the inmate barber and the inmate receiving the haircut wear cloth face coverings.
  - b. A limitation of one inmate at a time in the designated location.
  - c. No barber may work if sick or symptomatic (with fever, cough, or shortness of breath).
  - d. No inmate may receive a haircut if sick or symptomatic (with fever, cough, or shortness of breath).
  - e. Maintain a list of inmates who received a haircut, including the date and the name of the barber.
  - f. The barber chair and other high touch surfaces will be disinfected between each haircut, in addition to standard disinfecting of barbering tools.

- g. Soap and water for handwashing or hand sanitizer must be made readily available.
  - h. The barber will be required to complete hand hygiene at the start of their shift and regularly throughout, including between inmate haircuts.
  - i. The inmate receiving the haircut will complete hand hygiene prior to sitting in the barber chair and after completing their haircut.
3. All other normal sanitation processes will be maintained.

### C. Women's Services

- 1. All contractors must wear cloth face coverings.
- 2. All contractors will sanitize area between individual sessions and will have a minimum of 15 minutes between individual sessions.
- 3. All contractors will follow the current version of the CDC Interim Guidance and the VT DOC COVID 19 Facility Protocols.
- 4. All persons will social distance not less than 6 ft.
- 5. Services will be delivered in spaces designate by the facility.
- 6. One provider per day from the contractor in the facility.
- 7. Providers will begin with individual updated assessments and intakes to prioritize current participant needs.
- 8. Groups will be scheduled from one living unit per day (1/2 day) i.e Monday – House 1; Tuesday – House 2.
- 9. All group activities will be scheduled from one living unit per day with all contractors. (KAPP; DIVAS; VWW; Mercy Connections will meet any small groups of women by the same living unit – House 1 for all group activities on Monday.
- 10. Where space allows, small groups may be offered to general population units not currently on quarantine or isolation due to COVID-19.
- 11. Space permitting, groups will include 1 staff group facilitator, and 3-6 participants at a given time.

12. Minimal distancing between participants and group leader will be kept to 6 feet, and group time limited to 20 minutes.
13. All participants will be required to wear cloth face coverings.
14. Individual Treatment, as space and time allow, and as clinically indicated, will be resumed maintaining above protocols.
15. After any encounter – group or individual – encounter space will be disinfected using standard disinfecting agents.

D. Behavioral Health Services to include MAT:

A. General Population:

1. Where space allows, Behavioral Health Groups can be offered to general population units not currently on quarantine or isolation.
2. Group participants will be of the same cohort per unit.
3. Space permitting, groups can include 1 staff group facilitator, and 3-6 patients at a time.
4. Minimal distancing between patients and group leader will be 6 feet, and group time limited to 20 minutes.
5. All participants will be required to wear cloth face coverings.
6. Individual Treatment, as space and time allowed, and as clinically indicated, can be resumed maintaining above protocols.
7. After any encounter – group or individual – encounter space will be disinfected using standard disinfecting agents.
8. Women's Substance small groups of 3-6 patients within the same cohort unit.

B. COVID-19 Quarantine Units:

1. Cell side engagements will occur at least 1x per day (when BH staff are in the Facility) by BH staff; and at least 2x daily/7 days a week by medical staff.

2. Each engagement will entail at least a brief conversation/observation as to patient's mood with any concerns regarding patient safety being referred to BH staff on same day.
3. BH staff will coordinate with Recreation Staff for delivery of recreational/leisure time activities such as art or cognitive activity therapy items (puzzles, word games, etc.)
4. Psychoeducational materials will be considered as clinically indicated.
5. In facilities where dedicated meeting space in the quarantine units is not available, BH staff at each site will engage Facility Administration (Superintendent or Acting) regarding "decommissioning" a cell in these units for one-on-one BH engagements with provider as clinically appropriate. Required social distancing of Provider and incarcerated person will be maintained; both individuals will be masked; and the cell will be clean/disinfected with approved cleaning solutions in accordance with CDC/VDH standards before and after each contact. Security will be available outside of the cell as required/needed.
6. White noise machine should be utilized in order to maintain confidentiality if available.
7. Alternate options will be evaluated on a case by case basis.

#### C. COVID-19 Isolation Units

1. If phone use is allowed in lieu of removing the patient from cell, a portable phone/phone on a cord stretched into the area may be utilized.
2. At the conclusion of the call, the patient will disinfect the phone and return it to staff.
3. Staff will then re-disinfect the phone.

#### E. DNA Collection:

- a) DNA collection will resume in accordance with the current case management directive while abiding by the following COVID 19 protocols:
  - Each superintendent will identify an area for completing DNA. To the extent possible, this should be a larger room with good air flow.
  - Staff will don a microfiber mask and gloves.
  - Staff will follow current DNA collection protocols.

- Prior to beginning DNA collection, inmate will thoroughly wash and dry hands.
- While conducting fingerprints, the inmate will be required to wear a **microfiber** mask. As much as possible, staff should position themselves, so they are standing beside the inmate.
- The inmate will collect their own DNA sample Staff will not collect offender samples.
- The staff member will remove their gloves according to the video link which directs the gloves be removed leaving the swab inside the glove. <https://youtu.be/AA3AHuAL2ao>
- The inmate and staff member will sign the card. The pen will be sanitized after use.
- Staff will immediately wash hands and discard PPE according to the doffing of PPE guidelines.
- The room will be cleaned and disinfected prior to any other use.

## Section 10 - Mental Health and Substance Abuse Disorder Supplemental Support

A variety of Mental Health and Substance Abuse Disorder worksheets will be made available to inmates for supplemental support during the COVID-19 pandemic.

These will be made available in 4 ways.

### A. General Provision

1. MH and SUD staff may identify ([from the attached 2 indexes](#)) the worksheets that are likely to have the widest applicability.
2. These can be provided in bulk to units for any inmate requesting.
3. Unit Officers will be responsible for notifying the designated person at each site when supply runs low.

## B. In Response to Medical Slips

When an inmate submits a medical slip where a worksheet is deemed an appropriate response (either in its entirety or supplemental to other care), the responding Vitalcore employee will provide a worksheet.

## C. By Request

1. Each superintendent will work with the Health Services Administrator (HSA) to determine the most effective way to make these available by request.
2. Use the index as an order sheet.
3. Publicly post the index and have inmates submit a Request form to a designated staff member for copies.
4. Other methods as determined locally.
5. Any method must allow for private request and return of sheets.

## D. Targeted intervention

1. MH and SUD staff are encouraged to use proactive targeted distribution of these worksheets to specific inmates with whom they are familiar and believe may benefit.
2. Particular attention should be paid to inmates designated SFI and worksheets relevant to their specific situation may be provided.

## E. Communication with Inmates

1. The superintendent will ensure that these worksheets are available and that the request methods for them are clearly communicated to the inmate population.
2. It is recommended that multiple methods of communication are utilized.

## Section 11 - Modified Operations for Risk Intervention Services (RIS)

The below describes methods for providing Risk Intervention Services during the current COVID-19 pandemic.

### A. RRP (Risk Reduction Programming) and CHSVT (Community High School of Vermont)

1. Inmates will be identified for RRP via normal process.
2. RRP will be offered to these inmates inclusive of the same curriculums currently in use.
3. RRP staff have created individualized work packets for each inmate participant.
4. CHSVT has identified students who receive Special Education services.
5. Correctional Educators will be developing individualized work packets for each inmate participant; these are also designed to allow students to maintain skills during the COVID-19 pandemic.
6. A Risk Intervention Services (RIS) staff member will be designated to bring these materials to the living units.
7. The RIS staff member will call inmates out one at a time to hand out materials.
8. These work packets are designed to be completed independently.
9. Completed assignments will be returned to facilitators; a designated RIS staff member will call inmates out one at a time to collect their work.
10. Work will be returned in a folder. All work will be collected in a box and held for 24 hours before staff review them.
11. The RIS staff member will also have a list of inmates that may need additional support and be able to communicate directly with them.
12. These work packets may be supplemented by 15-30 minute GTL tablet calls where the Educator or contractor will answer any questions, review submitted work, provide feedback and other support as appropriate to assist in the participant's understanding of concepts.

13. RIS staff may meet with inmates at a designated location for them to sign paperwork required to participate in services. Pens will be disinfected prior to and following each use by the staff member.

#### B. VCI (Vermont Correctional Industries)

1. Where work demand exists, VCI will continue to operate.
2. VCI will require masks to be worn and enforce strict cleaning protocols, hand hygiene, and social distancing.

#### C. In Person Assessment for Services

The purposes of this proposal is to add a direct contact time and location for one-on-one assessment and services for offenders who are in need of specialized and/or further assessment. The priority group will be those RIS participants who have current 504, IEP or ADA accommodations and Corrective Action Plan (CAP) meetings. This will include those participants who need further assessment and intervention to develop necessary 504 or ADA plans. Quarantine and isolation is excluded from in-person services.

16. All RIS staff must wear cloth face coverings and follow all facility COVID protocols.
17. All offenders will be required to wear cloth face coverings.
18. All RIS staff will sanitize area between individual sessions and will have a minimum of 15 minutes between individual sessions.
19. All RIS staff will follow the current version of the CDC Interim Guidance and the VT DOC COVID 19 Facility Protocols.
20. All persons will social distance not less than 6 ft.
21. Assessment services will be delivered in spaces designate by the facility Superintendent.



22. RIS staff will begin with individual offenders in need of assessments and intakes to prioritize current participant needs.
23. Inmates will be scheduled from by living unit. Disinfecting protocol will take place before inmates from a different unit enter the service area.
24. Inmate movement will be scheduled with the facility operations. RIS staff will follow facility movement protocols.
25. After the last meeting of the day space will be disinfected using standard disinfecting agents.

## Section 12 – Non-COVID Medical Care

### A. Dental Care

1. Dental procedures will be performed following the most current guidance from the CDC, VDH, and ADA.
  2. The dentists and staff tending to an inmate will follow the general preventative measures outlined in this protocol in addition to donning the following PPE:
    - a. N95 Mask
    - b. Gown
    - c. Shoe coverings
    - d. Eye Protection
    - e. Face shield
    - f. Gloves
  3. N95 and shoe coverings are to be reused.
- i. Required Guidelines During and After Dental Care
1. Prior to entering the Dental Office, inmates will be screened using Attachment 1, to include a temperature check.

2. A sheet will be used to cover the inmate's clothes while in the dental chair.
3. Office will have large bio-hazard trash cans appropriately marked for discarded bio-hazard sheets to be laundered pursuant to Facility protocols.
4. Office will have small bio-hazard trash can appropriately marked for trash to be discarded pursuant to Facility protocols.
5. The door to the dental office will remain closed throughout the provision of patient care. After the completion of patient care, the door is to remain closed at least until cleaning and disinfecting of the area is completed.
6. Each dental facility has been provided with a portable HEPA air filter which will be used during provision of patient care and until cleaning and disinfecting of the area are completed.
7. *In between patient visits, dental staff will allow time for droplets to sufficiently fall from the air after a dental procedure. They should wait at least 15 minutes after the completion of dental treatment and departure of the patient to begin the room-cleaning and disinfection process.*

ii. Inmate Initial Screen for Dental Care

1. Inmates will submit Medical slips to request dental care.
2. The Facility Medical Team will prioritize dental care for inmates who have been waiting for an issue to be addressed.
3. Inmates in Marble Valley, Northwest Correctional Facility, and Northeast Correctional Facilities will be transported to another facility for dental care.
4. The Facility Medical Team will be responsible for triaging medical slips relating to dental.
5. The site dentist will determine whether a transport for treatment is needed. Once confirmed, medical will schedule a transport, coordinating this with the Dental Office and facility management.

### iii. Inmates Requiring Dental Care

1. Inmates will be brought directly to the Dental Office without delay in the waiting room. They will be brought directly from cell to the dental chair.
2. Inmates are to be given gloves prior to being placed into the dental chair.
3. A sheet will be used to cover the inmate's clothes while in the dental chair.
4. A new sheet will be used for each inmate.

### v. Dental Transport

#### General Population Inmates (i.e., not medical isolation or quarantine)

1. Dental transports will be no more than 4 inmates.
2. Dental transports will be conducted using vans with the security insert.
3. Inmates being transported will wear cloth face coverings.
4. Intake Screening, inclusive of temperature check (Attachment 1), will be completed immediately prior to transport.
5. Any positive response on this questionnaire will result in that inmate being removed from the transport list, and medically isolated, pending further evaluation by medical staff.
6. Two inmates will be placed on each side of the van. The inmates on the same side of the security insert must come from the same unit.
7. Arrival time must be coordinated with the receiving facility and the dentist. Arrival time should be coordinated to ensure the transported inmates will be seen by the dentist without delay.
8. Upon arrival, one inmate is to be escorted directly to Dental. The others are to be secured in cells, inmates who were on the same side of the van, may be celled together. Inmates from opposite sides of the van may NOT be celled together.
9. When the first inmate has completed dental work. *dental staff will allow time for droplets to sufficiently fall from the air after a dental procedure. They should wait at least 15 minutes after the*

*completion of dental treatment and departure of the patient to begin the room-cleaning and disinfection process.*

10. NSCF and SSCF will identify cell locations based on operational needs.
11. Significant care must be taken to ensure that inmates transported have no contact with the receiving facility's inmates.
12. Transporting staff must ensure they are maintaining proper social distancing from Facility Staff.
13. Once dental work is completed on both inmates, the transport will depart.
14. Inmates will be placed in the same set of physical restraints previously used on them.
15. Inmates will be placed on the same side of the van they previously occupied.
16. Upon transport completion, the physical restraints must be cleaned and disinfected.
17. The van will be cleaned and disinfected prior to its use for any other transport.
18. After the departure of the transport, the receiving facility will ensure any cells or spaces occupied by the dental inmates are cleaned and disinfected.

vi. Inmates in Medical Isolation/Quarantine

1. Prior to the transport of any inmate on Medical Isolation or Quarantine, the dentist/provider will review the case and determine appropriate treatment.
2. The status of the inmate(s) being transported must be discussed with the receiving superintendent and the dentist to allow for proper precautions to be engaged.
3. Whenever possible, inmates on Medical Isolation/Quarantine will be transported individually. If more than one inmate at a time must be transported, this may only be done if they are members of the same cohort. Cohorts are listed below and may NOT be mixed.
  - a. Intake Quarantine
  - b. Contact Quarantine
  - c. Medical Isolation Pending Test
  - d. Medical Isolation COVID confirmed

4. Transport will be conducted in accordance with Section *Transport of COVID Infected/Suspected Inmate* above.
5. Upon arrival at the receiving facility, the inmate will be escorted directly to Dental or housed in a designated space for Medical Isolation/Quarantine without access to other inmates.
6. If more than one inmate from the same cohort is transported, this will be handled as specified in 9-10 above.
7. Once dental work is completed, the inmate will be returned to the sending facility, again in accordance with Section 2.4 as above.
8. Inmates will be placed in the same set of physical restraints previously used on them.
9. Inmates will be placed on the same side of the van they previously occupied.
10. Upon transport completion, cleaning and disinfecting will be completed consistent with Section 4.D

#### B. Outside Medical Providers Admittance Into Correctional Facilities

1. Each provider will follow the current DOC COVID-19 Protocol.
2. Each provider will provide their own PPE in accordance with the DOC COVID-19 Protocol.
3. Upon their first visit, the provider will initially demonstrate donning and doffing skill mastery of PPE witnessed by the HSA/DON prior to seeing any patients.
4. A VitalCore training log will be completed and provided to the Director of Nursing Services and Assistant Director of Health Services upon completion of demonstration above.
5. Inmates will only be seen for services one at a time; no waiting area will be used.
6. The provider will be responsible for cleaning the area used for services following each inmate encounter.
7. Services will not be provided to inmates housed in isolation and quarantine units unless deemed a medical emergency by the Regional Director of Medicine.

13. Entrance into a correctional facility may be restricted at any time due to operational interruptions such as a facility lock down; as determined by the facility superintendent.

## Section 13 - Construction Work

All standard security requirements will remain in place for any scheduled construction work in a facility during the COVID-19 pandemic. The below describes additional necessary steps.

1. All construction work will be completed in accordance with the most current Agency of Commerce & Community Develop (ACCD) sector-specific guidance.
2. While the contractor will be responsible for their compliance with ACCD guidance, the Facility Management Team will ensure measures are in place to monitor compliance by the contractor. <https://accd.vermont.gov/covid-19/business/stay-home-stay-safe-sector-specific-guidance>
3. Upon arrival at the worksite each day, all Construction Contractors will be screened (including physical temperature check) using Attachment 10.
4. If there is a positive screening on this instrument, the Construction Contractor will not be permitted access to the site.
5. Any Construction Contractor who becomes sick at work will promptly inform their supervisor and go home.
6. The supervisor is responsible for immediately notifying the on-duty CFSS of any illness referenced in #6 above.
7. When entering the facility and en route to and from the work site within the facility, construction staff will wear, at minimum, a cloth face covering.
8. The superintendent will ensure that additional steps are taken to prevent contact between the contractor and any inmate.
9. Any areas constituting contractor work-space will be thoroughly cleaned and disinfected prior to returning to regular use.

10. While working, construction staff will use PPE pursuant to current ACCD guidance for the relevant sector.
11. A log will be maintained on the locations, specific dates, specific contractors, and any DOC staff assigned to construction work.

#### Emergent/Time Sensitive

1. The superintendent may waive the requirement for COVID-19 testing when repairs are urgent and time sensitive.
2. Any such waiver must be reported to Central Operations Section Chief.

### Section 14 – Rapid Response Team

A Rapid Response Team (RRT) has been established to review the case of any inmate who tests positive for COVID-19 and to provide formal recommendations to the Commissioners of Corrections and Health regarding follow-up COVID-19 testing and other mitigation efforts.

#### **Notification and Initial Steps**

1. Any member of the Incident Command who is notified of a positive COVID-19 test will ensure that, at minimum, the Operations Section Chief and Incident Commander are notified.
2. The Operations Section will take the following actions:
  - Place the affected facility on lockdown
  - Ensure that the identified positive inmate is placed in Medical Isolation
  - Ensure that any currently identified close contacts of the positive inmate are placed in Quarantine
  - Direct that all new intakes and transfers be diverted from that institution
  - Initiate Contact Tracing
  - Notify the RRT
3. The facility will remain in a lockdown status, not accepting admissions.

#### **Rapid Response Team**

1. The RRT will be composed of
  - DOC: Director of Nursing, Operations Section Chief, Facility Group Supervisor, Contact Tracing Specialist, and a representative from the affected institution.
  - Outbreak Prevention and Response (OPR) Team: Dr. Julia Pringle, Dr. Natalie Kwit, and Jillian Leikauskas
  - VDH Lab: Cheryl Achilles, Helen Reid
  - VDH Med Tech Team: Margret Robinson, Deb Wilcox
2. Within one business day of notification of an inmate who has tested positive for COVID-19, the RRT will meet.
3. RRT will examine the risk posed to the facility.
4. This review will include the length of time the inmate has been incarcerated, the area within an institution they were incarcerated in, inmate's presentation (symptoms), and who they had close contact with. The Facility Contact Tracing Team will supply information needed to evaluate the risk.
5. RRT will determine whether facility testing (targeted or general) or other mitigation steps are recommended.
6. RRT will communicate the joint recommendation through their chains of command to the Secretary of AHS.

## **Guidance**

The attached VDH Document, [\*DOC Communication and Testing Protocol\*](#), contains additional guidance on testing recommendations.

## **Section 15 – Releases**

The directions below are steps to be taken in addition to, not in lieu of, normal release processes. This is to include victim services notifications. All standard release procedures must still be followed.



The Facility is currently conducting multiple daily screenings by using Attachment 1 pursuant to the Facility COVID-19 Guidelines.

**A. Release from General Population with Negative Screen:**

Inmates with a negative screen will be released following standard release procedures and provided the handouts listed at the end of this section.

**B. Release from General Population with Positive Screen follow steps 1-5:**

1. Inmates who screen as positive will be given a mask and directed to don it. They will be isolated until their release and will be evaluated for possible COVID testing (when the nature of the release allows for this delay).
2. Upon a positive screen, a test is to be ordered prior to release.
3. Test can be completed through mobile testing at Harbor Place by facilitated by Community Health Center of Burlington. The provider would contact Kerry Goulette at CHCB at 802-540-8951.
4. If test result not yet received, complete attached HIPPA and referral forms to arrange for placement at Harbor Place (802)- 353-7112.

**C. Release from Quarantine due to Contact Tracing or Isolation follow steps 3-5**

1. At the direction of the Vermont Department of Health (VDH), as soon as Department of Corrections (DOC) is aware that a COVID-19 positive inmate is scheduled for release:
2. The caseworker will send an email to the address below copying Tyler Prue, Operations Section Chief, and the assigned probation officer: [covid19.healthcarecontacttracing@vermont.gov](mailto:covid19.healthcarecontacttracing@vermont.gov) with the subject line “COVID-19 Positive Inmate Scheduled for Release.” (Or notify designated VDH Point of Contact once identified)
3. In the email, provide:
  - a. Name
  - b. Date of birth

- c. Contact information for inmate
  - d. Contact information for emergency contacts
  - e. Permanent address
  - f. Address where they will be going after release
  - g. Date of release
  - h. Reason inmate was in quarantine.
4. Directions in #3 above will also be followed for inmates releasing from quarantine **due to close contact**. Notifications **do not** need to be made for inmates who were on standard intake quarantine.
5. At the request of VDH, **Medical staff** who perform medical screening before release will:
- a. Review with the inmate how to determine when they have recovered from COVID-19 and are considered non-infectious:
6. Recovery is when *all three* of the following have occurred:
- a. It has been three full days of no fever without the use of fever-reducing medication,
  - b. Other symptoms have improved, and
  - c. At least ten days have passed since any symptoms appeared.
7. Review with the inmate guidance for isolation until they have recovered from COVID-19 by using the document provided by VDH titled [Isolation Criteria to review what activities are restricted during isolation](#)
8. If the inmate is confirmed positive and still contagious the Chittenden Recovery Center is to be notified at (802) 241-0457
9. DOC Caseworker will discuss and develop with the inmate a safe plan for housing during recovery to include:
- a. A determination of where the inmate will go after release that will allow them to self-isolate.

10. If the inmate does not have a safe housing option, the case worker will refer to the [Chittenden Recovery Center \(CRC\) Referral Guide](#).
11. Discuss a safe plan for transport to housing
12. If a safe plan does not exist, ([Attached ESD Referral for Harbor Place](#))
13. Provide the inmate with a microfiber mask to wear during transport
14. VDH will initiate contact with the inmate after discharge to:
  - a. Emphasize isolation criteria;
  - b. Review criteria for recovery and non-infectiousness;
  - c. Conduct contact tracing for close contacts during infectious period; and
  - d. Verify that the inmate is in a living situation that enables isolation.

#### D. All Inmates

Upon Release all Inmates will Receive the Following Handouts Provided by DOC and VDH:

1. [What to do if you're a close contact of someone with COVID-19 \(link is external\)](#)
2. [What to do when sick with COVID-19](#)
3. [What to do when diagnosed with COVID-19](#)
4. [Isolation Criteria](#)
5. DOC Care Package- which includes hand sanitizer, gloves, cloth face covering

#### E. Release to Transitional Housing

1. Once it has been determined that the inmate has been accepted to transitional housing, the caseworker will require a medical release specific to COVIDS-19 testing be executed by the inmate. (Attachment 26)
2. The caseworker will notify the Director of Classification and Movement of the anticipated date of release to the transitional housing program. The Director will add that inmate's name to the daily COVID-19 testing list 7 days prior to release.

3. The Director will place an asterisk on the inmate's name on the testing list which will indicate their transitional housing release status.
4. Once the test results are received, the Director will communicate those results with the requesting caseworker.
5. The caseworker will update the previously executed release with the date of the test and the results and scan into OMS.
6. The caseworker will then communicate the results with the re-entry probation officer and continue the release process if the results are negative.
7. If the results are positive for COVID-19, the current notification protocol will be followed.
8. The inmate will be placed in isolation and the RRT will meet per protocol regarding release.

#### F. ICP Information for COVID Contact Tracing

1. In order to facilitate potential future COVID-19 contact tracing in coordination with VDH, each facility will maintain a separate logbook regarding Incapacitated Persons.
2. Such log will include the legal name of the Incapacitated Person, their DOB, their assigned ICP #, the time/date of their lodging, and the date/time of their release.
3. It will include the cell they are housed in and what other Incapacitated Persons, if any, were housed with them.
4. Such log will specifically be labeled as **Incapacitated Persons Information for COVID Contract Tracing**.
5. Such log will be maintained and the information may be provided, upon request, to the Vermont Department of Health. The log will otherwise remain confidential.

## Section 16 – Quality Assurance

1. Observation will occur daily during each shift.

2. Each shift the CFSS will select three new areas from the Quality Assurance Review Topics ([Attachment 27](#)) to observe during regular building tours to ensure the CFSS observes each area over the course of a week.
3. Each observation will be documented on the [form](#) provided and submitted to the SOS for review.
4. The SOS will review/sign and forward to the superintendent for review/sign.
5. The superintendent will forward the previous week's forms to the Facilities Operations Manager on Monday.
6. Each shift, the assigned CFSS will review video looking for compliance and accuracy of execution in the selected topic area.
7. Facilities are encouraged to use additional methods to raise awareness of the topic area – bulletin boards, roll call, sharing written information or links to relevant video via e-mail, etc.

## Section 17 – COVID Protocol Audit

Each facility will be subject to in person audits of the current COVID19 protocol. The audit process will take place as follows:

1. The Incident Command Auditor (ICA) will conduct an in-person audit of each facility.
2. Immediately upon completion of the audit, the ICA will meet with the superintendent to provide a summary of any critical violations that may warrant immediate action.
3. Following the meeting with the superintendent, the ICA will email the Audit Review Team with a brief summary of the audit.
4. The Facility Group Supervisor will meet with the superintendent to discuss immediate actions needed to address issues critical to infection control
5. The ICA will conduct a video audit of relevant practices.

6. The ICA will send any critical violations found as a result of the video audit to the superintendent and the Audit Review Team.
7. The Facility Group Supervisor will meet with the superintendent to discuss immediate actions needed to address issues critical to infection control which was observed during the video audit.
8. The ICA will prepare a formal audit report and submit to the Commissioner with copies to the Audit Review Team.
9. 48 hours after the superintendent receives the formal audit report, the superintendent will submit a corrective action plan to the Facility Group Supervisor to be shared with the Incident Command for review and approval.
10. A follow up audit will take place approximately 2 weeks following approval of the corrective action plan.

Attachment 1. COVID-19 New Intake Screening Form

<b>1. Assess for Signs or Symptoms of Illness</b> <ul style="list-style-type: none"> <li>• Persons with symptoms of illness or cough should be masked immediately and separated from others.</li> </ul> <p><b>Today, or in the past 24 hours have you had any of the following symptoms?</b></p>		<b>Date of Onset:</b>
<input type="checkbox"/> Yes <input type="checkbox"/> No	<b>Fever (100.0°F) // Record temperature: ___°F/ ___°C or felt feverish</b>	
<input type="checkbox"/> Yes <input type="checkbox"/> No	<b>Cough abnormal to you?</b>	
<input type="checkbox"/> Yes <input type="checkbox"/> No	<b>Shortness of Breath or Difficulty Breathing</b>	
<input type="checkbox"/> Yes	<b>Chills</b>	

<input type="checkbox"/> No		
<input type="checkbox"/> Yes <input type="checkbox"/> No	<b>Muscle Pain</b>	
<input type="checkbox"/> Yes <input type="checkbox"/> No	<b>Sore Throat</b>	
<input type="checkbox"/> Yes <input type="checkbox"/> No	<b>New Loss of Taste or Smell</b>	
<input type="checkbox"/> yes <input type="checkbox"/> No	<b>Fatigue abnormal for you</b>	
<input type="checkbox"/> yes <input type="checkbox"/> No	<b>Headache unusual for you or unexpected</b>	
<b>3. If <i>YES</i> to ANY question, place in person in <i>ISOLATION</i>.</b>		
<b>4. Contact Dr. Fisher (or designee) for review and determination as to <i>ISOLATION</i> or <i>QUARANTINE</i>.</b>		

Inmate Name: \_\_\_\_\_ Number: \_\_\_\_\_

Employee Name: \_\_\_\_\_ Date: \_\_/\_\_/\_\_

Employee Signature: \_\_\_\_\_ Attachment 2. Isolation Room Sign









# Respiratory Infection Isolation Room Precautions

*PRECAUCIONES de sala de aislamiento de infección respiratoria*






TO PREVENT THE SPREAD OF INFECTION,  
**ANYONE ENTERING THIS ROOM SHOULD USE:**

*Para prevenir el esparcimiento de infecciones,  
todas las personas que entren a esta habitación tienen que:*

	<b>HAND HYGIENE</b> <i>Hygiene De Las Manos</i>
	<b>N-95 Respirator</b> <i>Mascara Facial o Respirador N95</i>
	<b>Gloves</b> <i>Guantes</i>
	<b>GOWN</b> <i>Bata</i>
	<b>Eye Protection</b> <i>Protección para los ojos</i>
	<b>Ensure that the door to this room remains closed <u>at all times</u>.</b> <i>Asegurese de mantener la puerta de esta habitación cerrada <u>todo el tiempo</u>.</i>



## Attachment 3. Quarantine Room Sign

<b>Quarantine Room Precautions</b> <i>PRECAUCIONES de Sala de Cuarentena</i>	
<b>TO PREVENT THE SPREAD OF INFECTION, ANYONE ENTERING THIS ROOM SHOULD USE:</b> <i>Para prevenir el esparcimiento de infecciones, todas las personas que entren a esta habitación tienen que:</i>	
	<b>HAND HYGIENE</b> <i>Hygiene De Las Manos</i>
	<b>Microfiber Mask</b>
	<b>Eye Protection</b> <i>Protección para los ojos si contacto cercano</i>
	<b>Gloves and Gown</b> <i>Guantes</i>
	<b>Ensure that the door to this room remains closed <u>at all times</u>.</b> <i>Asegurese de mantener la puerta de esta habitación cerrada <u>todo el tiempo</u>.</i>

## Attachment 4 – N95 Respirator Use

### **N 95 respirator use, N95 filters at least 95% of airborne particles.**

Strategies for conserving N95 respirators as approved by the National Institute for Occupational Safety and Health (NIOSH)

Use hand hygiene before and after touching or adjusting.

Extended use: continuous use for repeated close contact encounters, can function within design specification for 8 hours of continuous or intermittent use.

Reuse: If officer leaves unit for bathroom or break remove the N95 without shaking it and put it into a paper bag or a plastic container (provided by DOC) with name on it, and wash hands. Use clean gloves when donning a used N95 and performing a user seal check. Discard gloves, wash hands.

Discard mask if contaminated with any bodily fluids, if obviously damaged or becomes hard to breathe through.

Implement “just-in-time” fit testing. Plan for larger scale evaluations, training and fit testing. Limit respirators during training, allow limited re-use of respirators by individuals for training and then fit testing.

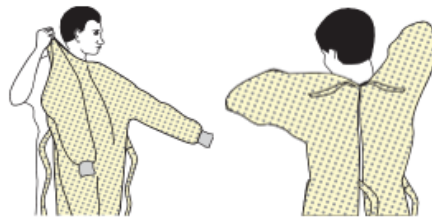
## Attachment 5 – PPE Sequence

### SEQUENCE FOR PUTTING ON PERSONAL PROTECTIVE EQUIPMENT (PPE)

The type of PPE used will vary based on the level of precautions required, such as standard and contact, droplet or airborne infection isolation precautions. The procedure for putting on and removing PPE should be tailored to the specific type of PPE.

#### 1. GOWN

- Fully cover torso from neck to knees, arms to end of wrists, and wrap around the back
- Fasten in back of neck and waist



#### 2. MASK OR RESPIRATOR

- Secure ties or elastic bands at middle of head and neck
- Fit flexible band to nose bridge
- Fit snug to face and below chin
- Fit-check respirator



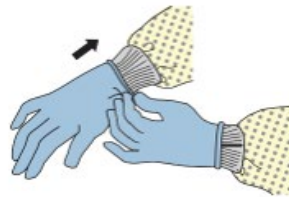
### 3. GOGGLES OR FACE SHIELD

- Place over face and eyes and adjust to fit



### 4. GLOVES

- Extend to cover wrist of isolation gown



## USE SAFE WORK PRACTICES TO PROTECT YOURSELF AND LIMIT THE SPREAD OF CONTAMINATION

- Keep hands away from face
- Limit surfaces touched
- Change gloves when torn or heavily contaminated
- Perform hand hygiene

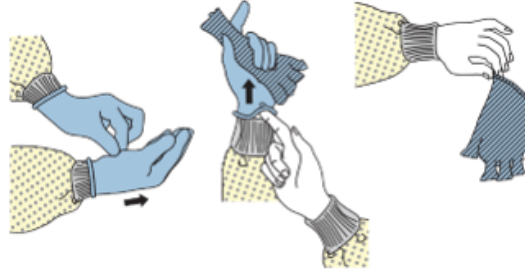


## HOW TO SAFELY REMOVE PERSONAL PROTECTIVE EQUIPMENT (PPE) EXAMPLE 1

There are a variety of ways to safely remove PPE without contaminating your clothing, skin, or mucous membranes with potentially infectious materials. Here is one example. **Remove all PPE before exiting the patient room** except a respirator, if worn. Remove the respirator **after** leaving the patient room and closing the door. Remove PPE in the following sequence:

### 1. GLOVES

- Outside of gloves are contaminated!
- If your hands get contaminated during glove removal, immediately wash your hands or use an alcohol-based hand sanitizer
- Using a gloved hand, grasp the palm area of the other gloved hand and peel off first glove
- Hold removed glove in gloved hand
- Slide fingers of ungloved hand under remaining glove at wrist and peel off second glove over first glove
- Discard gloves in a waste container



### 2. GOGGLES OR FACE SHIELD

- Outside of goggles or face shield are contaminated!
- If your hands get contaminated during goggle or face shield removal, immediately wash your hands or use an alcohol-based hand sanitizer
- Remove goggles or face shield from the back by lifting head band or ear pieces
- If the item is reusable, place in designated receptacle for reprocessing. Otherwise, discard in a waste container



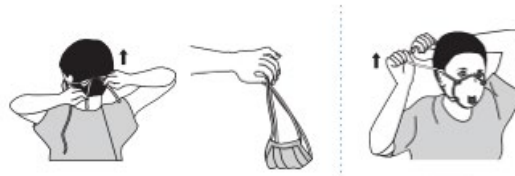
### 3. GOWN

- Gown front and sleeves are contaminated!
- If your hands get contaminated during gown removal, immediately wash your hands or use an alcohol-based hand sanitizer
- Unfasten gown ties, taking care that sleeves don't contact your body when reaching for ties
- Pull gown away from neck and shoulders, touching inside of gown only
- Turn gown inside out
- Fold or roll into a bundle and discard in a waste container

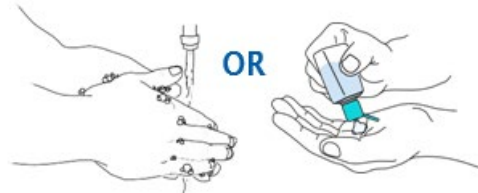


### 4. MASK OR RESPIRATOR

- Front of mask/respirator is contaminated — DO NOT TOUCH!
- If your hands get contaminated during mask/respirator removal, immediately wash your hands or use an alcohol-based hand sanitizer
- Grasp bottom ties or elastics of the mask/respirator, then the ones at the top, and remove without touching the front
- Discard in a waste container



### 5. WASH HANDS OR USE AN ALCOHOL-BASED HAND SANITIZER IMMEDIATELY AFTER REMOVING ALL PPE



**PERFORM HAND HYGIENE BETWEEN STEPS IF HANDS BECOME CONTAMINATED AND IMMEDIATELY AFTER REMOVING ALL PPE**





## HOW TO SAFELY REMOVE PERSONAL PROTECTIVE EQUIPMENT (PPE) EXAMPLE 2

Here is another way to safely remove PPE without contaminating your clothing, skin, or mucous membranes with potentially infectious materials. **Remove all PPE before exiting the patient room** except a respirator, if worn. Remove the respirator **after** leaving the patient room and closing the door. Remove PPE in the following sequence:

### 1. GOWN AND GLOVES

- Gown front and sleeves and the outside of gloves are contaminated!
- If your hands get contaminated during gown or glove removal, immediately wash your hands or use an alcohol-based hand sanitizer
- Grasp the gown in the front and pull away from your body so that the ties break, touching outside of gown only with gloved hands
- While removing the gown, fold or roll the gown inside-out into a bundle
- As you are removing the gown, peel off your gloves at the same time, only touching the inside of the gloves and gown with your bare hands. Place the gown and gloves into a waste container



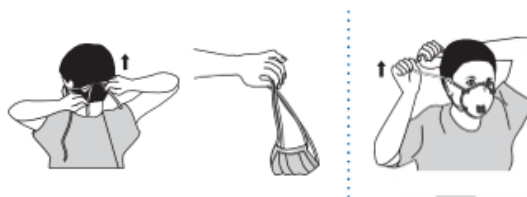
### 2. GOGGLES OR FACE SHIELD

- Outside of goggles or face shield are contaminated!
- If your hands get contaminated during goggle or face shield removal, immediately wash your hands or use an alcohol-based hand sanitizer
- Remove goggles or face shield from the back by lifting head band and without touching the front of the goggles or face shield
- If the item is reusable, place in designated receptacle for reprocessing. Otherwise, discard in a waste container

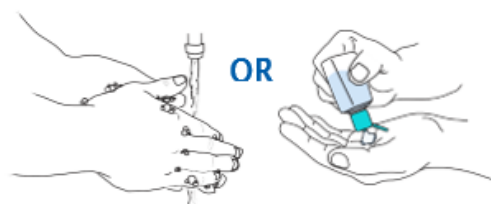


### 3. MASK OR RESPIRATOR

- Front of mask/respirator is contaminated — **DO NOT TOUCH!**
- If your hands get contaminated during mask/respirator removal, immediately wash your hands or use an alcohol-based hand sanitizer
- Grasp bottom ties or elastics of the mask/respirator, then the ones at the top, and remove without touching the front
- Discard in a waste container



### 4. WASH HANDS OR USE AN ALCOHOL-BASED HAND SANITIZER IMMEDIATELY AFTER REMOVING ALL PPE



**PERFORM HAND HYGIENE BETWEEN STEPS IF HANDS BECOME CONTAMINATED AND IMMEDIATELY AFTER REMOVING ALL PPE**



## Attachment 6 How can I Protect Myself

Vermont is currently under a Stay Home, Stay Safe Executive Order. The Governor's order directs Vermonters to stay at home, leaving only for essential reasons, critical to health and safety. If leaving the home, Vermonters should adhere to social distancing policies, including remaining six feet from others (except for those with whom they share a home) and thoroughly and regularly washing hands.

Take these everyday preventive actions to help stop the spread of germs:

- Stay at least 6 feet away from others.
- Stay home as much as possible.
- Avoid close contact with people who are sick.
- Avoid touching your eyes, nose, and mouth with unwashed hands.
- Avoid close contact with people who are sick.
- If you must go out, practice social distancing.
- Cover your coughs and sneezes with your sleeve or a tissue, then throw the tissue in the trash and wash your hands.
- Clean and disinfect frequently touched objects and surfaces using a regular household cleaning spray or wipe
- Wash your hands often with soap and water for at least 20 seconds. If soap and water are not available, use an alcohol-based hand sanitizer. Always wash your hands if your hands are visibly dirty.

If you have been in close contact with a person with COVID-19, and develop a fever, cough or have difficulty breathing, contact your healthcare provider right away.

### CLEANING YOUR HANDS

**CDC recommends the following for hand hygiene:**



Household members should clean their hands often, including immediately after removing gloves and after contact with someone who is ill, by washing hands with soap and water for 20 seconds. If soap and water are not available and hands are not visibly dirty, an alcohol-based hand sanitizer that contains at least 60% alcohol may be used. However, if hands are visibly dirty, always wash hands with soap and water.

## Attachment 7 – What to Do if Diagnosed

See separate attachment.

## Attachment 8 – Informational Links

<https://www.cdc.gov/niosh/npptl/pdfs/FacialHairWmask11282017-508.pdf> --Surgical mask with beards infographic

[https://youtu.be/8jBr\\_2\\_6p-Y](https://youtu.be/8jBr_2_6p-Y) - Donning and Doffing PPEs

<https://youtu.be/zLbvQcpfZyQ> - Donning and Doffing a Tyvek Suit

[https://www.cdc.gov/vhf/ebola/hcp/ppe-training/n95respirator\\_gown/donning\\_09.html](https://www.cdc.gov/vhf/ebola/hcp/ppe-training/n95respirator_gown/donning_09.html) -- Donning an N95 Respirator

[https://www.cdc.gov/vhf/ebola/hcp/ppe-training/n95respirator\\_gown/doffing\\_17.html](https://www.cdc.gov/vhf/ebola/hcp/ppe-training/n95respirator_gown/doffing_17.html) - Doffing an N95 Respirator

[https://www.cdc.gov/vhf/ebola/hcp/ppe-training/n95respirator\\_gown/doffing\\_21.html](https://www.cdc.gov/vhf/ebola/hcp/ppe-training/n95respirator_gown/doffing_21.html) - Removing Gloves

## Attachment 9 – Return to Work Following a COVID-19 Positive

The health and safety of our staff is our top priority. We understand this is a difficult time for all employees, and we are doing our best to ensure we take the steps necessary to mitigate the spread of COVID-19 and allow staff to return to work. Our goal is to get healthy employees back to work as soon as possible to support our mission.

In order to be cleared to return to work, staff will need to follow the criteria below:

### Return to Work Criteria for Staff with Confirmed COVID-19

The Vermont Department of Corrections is following the guidelines issued by the CDC for Healthcare Providers which is supported by the Vermont Department of Health.

***These recommendations are in accordance with the CDC Return to Work Guideline updates as of 4-30-2020.***

#### **Symptomatic Correctional Staff with or confirmed COVID-19 *Symptom-based strategy.***

Exclude from work until:

- At least 24 hours have passed *since recovery* defined as resolution of fever without the use of fever-reducing medications **and** improvement in respiratory symptoms (e.g., cough, shortness of breath); **and**,
- At least 10 days have passed *since symptoms first appeared*

#### **Correctional Staff with laboratory-confirmed COVID-19 who have not had any symptoms:**

*Time-based strategy.* Exclude from work until:

- 10 days have passed since the date of their first positive COVID-19 diagnostic test assuming they have not subsequently developed symptoms since their positive test. If they develop symptoms, then the *symptom-based* should be used.

If a staff member had COVID-19 ruled out and have an alternate diagnosis (e.g., tested positive for influenza), criteria for return to work should be based on that diagnosis.

Local logistics chiefs will be conducting regularly scheduled check-ins with staff out of work for issues related to COVID-19. Once staff have met the criteria listed above and scheduled checks have been made, the superintendent or District Manager will determine eligibility and notify staff to return to work.

## Return to Work Practices

After returning to work correctional staff are to adhere to the current practices laid out in the current protocols for both field and facility.

[Current Facility Protocol](#)

[Current Field Protocol](#)

It is strongly recommended that staff follow the recommendations issued by the CDC and supported by the Vermont Department of Health to prevent the spread of COVID-19. Attached is the current guidelines for preventing the spread and staying safe.

### Attachment 10 Facility Staff Screening Tool

- It is suggested that this form be laminated.
- A written copy of this form is NOT required. Any positive results will be reported on the Line List.

Today or in the past 24 hours have you had any of the following symptoms?	
Fever or felt feverish?	Yes ___ No ___

Cough that is abnormal for you and/or sore throat?	Yes ___ No ___
Shortness of Breath or Difficulty Breathing?	Yes ___ No ___
Chills	Yes ___ No ___
Muscle Pain	Yes ___ No ___
Congestion or runny nose	Yes_____ No_____
Nausea/vomiting or diarrhea?	Yes ___ No ___
New Loss of Taste or Smell	Yes ___ No ___
Headache unusual for you or unexpected	Yes___ No___
Fatigue abnormal to you	Yes___ No___
Current Temperature under 100.00 (Fever 100.0)	Yes_____ NO_____

If the answer is YES to any of the above and/or the current temperature is over 100.0 – see below  
(If completed at the facility) – Individual is not permitted to enter the facility.

(If completed by an employee self-screening at home) – Do NOT report to work. Please contact your Supervisor. You must be cleared by a medical professional prior to returning to work.

### Attachment 11 PPE Chart

<b>Person</b>	<b>N95 Respirator</b>	<b>Microfiber Mask</b>	<b>Eye Protection</b>	<b>Gloves</b>	<b>Gown/Coveralls/Tyvek Suits</b>
<b>Inmates</b>					
Asymptomatic Inmates Under Quarantine		XX			
Confirmed or Suspected Symptomatic		XX			
Workers handling laundry or used food service items from Quarantine		XX	XX	XX	XX

or Isolation areas					
Workers cleaning an area occupied by someone on quarantine or Medical Isolation		XX	XX	XX	XX
<b>Staff</b>	<b>N95 Respirator</b>	<b>Microfiber Mask</b>	<b>Eye Protection</b>	<b>Gloves</b>	<b>Gown/Coveralls/Tyvek Suits</b>
Staff having contact with inmates on quarantine (but not performing temperature checks or providing medical care)		XX	XX	XX	XX

Staff conducting temperature checks on inmates/intakes OR providing medical care to asymptomatic quarantined persons.		XX	XX	XX	XX
Staff conducting temperature checks on staff		XX	XX	XX	
Staff having direct contact with (including transport) or offering medical care	XX		XX	XX	XX

to confirmed or suspected COVID-19 cases (See CDC Infection Control guidelines)					
Staff present during a procedure on a confirmed or suspected COVID-19 case that may generate respiratory aerosols. (See CDC Infection Control guidelines)	XX		XX	XX	XX



Staff Handling laundry or used food service items from Medical Isolation/Quarantine	XX		XX	XX	XX
Staff cleaning an area where a COVID-19 case has spent time.	XX		XX	XX	XX
Staff performing CPR	XX		XX	XX	XX
Dentist/ Staff present in Room During Dental Procedure*	XX		Faceshield	XX	XX

A microfiber mask may be used instead of a cloth face covering at the discretion of the wearer (staff or inmate.)

A cloth face covering **MAY NOT** be used where the guidelines specifically require a microfiber mask.

\*Staff present during dental procedures will also wear shoe coverings.

## Attachment 12 – Testing Addendum

### COVID-19 GUIDELINES – Testing

#### Testing

1. Any inmate presenting to medical with any symptom indicative of possible COVID-19 infection will be screened by a nurse. The inmate should be wearing a mask, if not one will be provided.
2. A rapid-flu test will be conducted where medically indicated.
3. The nurse will review results of this screening with Vitalcore’s Regional Medical Director, or designee.
4. The Regional Medical Director or designee will determine the necessity for Medical Isolation, Medical Quarantine, and will order a COVID-19 Test when medically appropriate in accordance with the most current guidance from the VT Department of Health.
5. Such testing will be conducted in accordance with the guidance provided by VDH or local labs and only by appropriately trained medical personnel.

#### Test Sample Transportation Process

1. Follow these instructions if your site is not listed below with specific instructions.
2. The lab request must be complete by the medical staff and indicate the sample is from an incarcerated person, this will ensure prioritization.
3. The medical staff will prepare the sample for transport.
4. The samples are to go to the hospital local to that facility.

#### NSCF- Test Sample Transportation Process

1. Ensure all paperwork is complete and it indicates HIGH PRIORITY INCARCERATED INDIVIDUAL.
2. Test samples are to go to North Country Hospital. There is no courier service for this hospital. It will need to be transported by a staff member.
3. Once a test is taken and transport of the sample is needed, medical will call **Orin Martin** at 802-334-3222 and provide him the time the sample will arrive. A minimum of a ½ hour advance notice is required to allow the hospital to plan for an expedited pick up from the staff transporting the sample.
4. Transport staff are to enter the Emergency Entrance with the sample for delivery.

#### CRCF- Test Sample Transportation Process

1. Be sure the paperwork is complete and indicates HIGH PRIORITY INCARCERATED INDIVIDUAL.
2. Your samples will go via courier so the 3<sup>rd</sup> bag will need to go into a Styrofoam or hard sided box, the couriers may not take the samples if not in this box.
3. Medical staff will call 802-**847-7754** to arrange a pick-up when/if you need a sample taken to the lab.

### MVCF- Test Sample Transportation Process

1. Be sure the paperwork is complete and indicates HIGH PRIORITY INCARCERATED INDIVIDUAL.
2. Monday to Friday, from 0530 to 1800, call (802) 775-7111 x1760
  - a. Inform the lab staff member of a specimen drop off.
  - b. Lab staff member will meet person with specimen at Stratton Rd entrance.
  - c. Lab staff will verify specimen and information and assume control of materials.
3. Monday to Friday, after 1800, (802) 775-7111 call x1771
  - a. Follow same process as above.
4. Samples coming from the DOC have priority for processing to our reference labs for testing the lab.

### NECF- Test Sample Transportation Process

1. Be sure the paperwork is complete and indicates HIGH PRIORITY INCARCERATED INDIVIDUAL.
2. Medical personnel will prepare the sample for transport.
3. Samples for COVID 19 testing must be delivered to NERMC Mon-Fri by 3pm, Saturday by 12:00pm, Sunday by 10:00Am.
4. The samples should be delivered to the hospital through the main entrance.
5. The person delivering will wear a mask and have their temp checked before being allowed to deliver to the lab.
6. Refrigerated samples are stable x 72 hours if you are outside of the delivery hours.
7. Please call the lab in advance if you are sending a COVID 19 sample **748-7458**. The lab manager is **Jeannie McBride**.

### NWSCF- Test Sample Transportation Process

1. Be sure the paperwork is complete and indicates HIGH PRIORITY INCARCERATED INDIVIDUAL.
2. Samples will be received Monday-Friday 6am-6pm, Saturday 8am-12pm.
3. Take it to the main medical office building 133 Fairfield St.
4. Expect to answer screening questions and have a temp check.
5. There will be a greeter to direct you to the outpatient lab.
6. Outside of the hours above the sample can be taken to the ER. The lab number is **802-524-1070**.

### SSCF- Test Sample Transportation Process

1. Be sure the paperwork is complete and indicates HIGH PRIORITY INCARCERATED INDIVIDUAL.
2. Samples for testing for CVD19 should be brought into the hospital through the main door, there is a person at the desk who will provide directions to the lab.
3. If after **5pm please call 802-885-7695** directly to the lab and someone will assist you in delivering the test.
4. For general lab questions call **802-885-7692**.

## Attachment 13 – SMART Recovery



## SMART Recovery Toolbox

The SMART Recovery Toolbox provides a variety of methods, worksheets, and exercises to help you self-manage your addiction recovery and your life. This collection of sensible tools is based on developing cognitive thinking skills to support you through addiction recovery.

### [Quick Reference- Understanding triggers to behaviors and the consequences- Making change:](#)

[ABC Crash Course : Understanding our Behaviors: Activating Event-Behavior-](#)

[Consequence:](#) \_\_\_\_\_

[CBA Worksheet: 4 Questions About My Addiction: Cost Benefit](#)

[Analysis:](#) \_\_\_\_\_

[CBA Worksheet :](#) \_\_\_\_\_

[ABC Worksheet Understanding our Behaviors: Activating Event-Behavior- Consequence](#)

**Change Plan Worksheet :** \_\_\_\_\_

**HOV: Hierarchy of Values Worksheet:** \_\_\_\_\_

### [Stages of Change](#)

[Stages of Change:](#) \_\_\_\_\_

[Enhancing the Stages of Change:](#) \_\_\_\_\_

[Understanding the Stages of Change:](#) \_\_\_\_\_

So, What's All This Talk About Change? : \_\_\_\_\_

### Relapse Prevention

How to Deal with Backsliding: \_\_\_\_\_

Forward Steps to Recovery: \_\_\_\_\_

Activities You Might Enjoy: \_\_\_\_\_

Backward Steps to Addictive: \_\_\_\_\_

Behavior: \_\_\_\_\_

Trigger Homework Sheet: \_\_\_\_\_

Lifestyle Balance Pie: \_\_\_\_\_

### Encyclopedia of Rational Coping Statements and Disputations

Confidence-Building and Anxiety-Reducing Rational Beliefs: \_\_\_\_\_

Putting the Past Behind You: \_\_\_\_\_

Coping Statements for Dealing with Anxiety About Anxiety: \_\_\_\_\_

Rational Beliefs to Increase Frustration Tolerance: \_\_\_\_\_

Decision Making: \_\_\_\_\_

**10 Rules for Happiness:** \_\_\_\_\_

Helpful Things to Say to Myself to Overcome Perfectionism: \_\_\_\_\_

The Psychology of Depression: \_\_\_\_\_

Exchange Vocabulary Tool: \_\_\_\_\_

Ingredients of Happy and Healthy Living: \_\_\_\_\_

## Rational Thinking Continued

Anger: A Disabling Emotion:

Feelings versus Thoughts:

Anti-Awfulizing:

Guilt, Resentment and Blame:

Are You Aware of Your Thoughts? :

Habits and Feelings:

Behaving Well vs Feeling Good:

Irrationalities Related to Low Frustration Tolerance (LFT) :

Being Where You Are and Doing What's Important:

Irrationality Defined:

Break Out from the Vicious Circle of Anxiety:

Looking at Root Problems:

Cognitive Distortions:

Mindfulness:

Common Self-Defeating Attitudes:

Rational and Irrational Beliefs:

Core Beliefs:

Self-Control :

Family Systems:

The Pillars of Irrationality:

Fear:

## Self-Acceptance



Enlightened Self: \_\_\_\_\_

Tackling Your Dire Need for Approval: \_\_\_\_\_

I Am Not My Behavior: \_\_\_\_\_

The Trouble with Self-Esteem: \_\_\_\_\_

Overcoming the Rating Game: \_\_\_\_\_

USA: Unconditional Self-Acceptance: \_\_\_\_\_

### Other Good Reads

Doing the Dishes... or Procrastinating About It

The Boss Made Me Angry Today: \_\_\_\_\_

Who Controls You? : \_\_\_\_\_

How to Get Self-Control: \_\_\_\_\_

You're a Bad Girl... or Boy: \_\_\_\_\_

### Additional Homework

Challenging My Unhelpful Idea: \_\_\_\_\_

Self-Acceptance: \_\_\_\_\_

Finding the ABCs: \_\_\_\_\_

Self-Enhancement Possibilities: \_\_\_\_\_

Helping or Hurting? : \_\_\_\_\_

DISARM (Destructive Imagery; Self-Talk; Awareness; and Refusal Method): \_\_\_\_\_

\_\_\_\_\_

Self-Promotion: \_\_\_\_\_

Identifying Underlying Irrational Rules: \_\_\_\_\_

Self-Help Recovery Homework Suggestions: \_\_\_\_\_

Interpretation or Evaluation? : \_\_\_\_\_

Values and Goals Clarification: \_\_\_\_\_

Rational vs. Irrational: Three Key Questions About Your Beliefs: \_\_\_\_\_

## Attachment 14 – Mental Health Self-Help Material



### **Index to Mental Health Self Help Material**

**MH Self-Help Manual** ( this is a small manual with worksheets):

\_\_\_\_\_

### **Self-Awareness; Self Care/ Soothing:**

ABCDE: (Attention, Believe, Challenge, Discount, Explore) \_\_\_\_\_

ACE: (Achieve, Connect, Enjoy) \_\_\_\_\_

ACT: (Acceptance, Choose, Take Action) \_\_\_\_\_  
Action for Happiness- Happiness Action pack: \_\_\_\_\_  
BACES: (Body Care, Achieve, Connect, Enjoy) \_\_\_\_\_  
Battery:(charging your “battery”) \_\_\_\_\_  
Emergency Bag Box: (ideas to soothe yourself) \_\_\_\_\_  
Emotion TRB: (Thoughts, Body Reactions, Behaviors) \_\_\_\_\_  
FACE: (Overcoming Avoidance) \_\_\_\_\_  
Nourishing...Replenishing: \_\_\_\_\_  
Steps to Wellbeing: \_\_\_\_\_  
Positive Affirmations: \_\_\_\_\_  
Positive Statements: \_\_\_\_\_  
Self Esteem: \_\_\_\_\_  
Holidays: \_\_\_\_\_  
Pain and Fatigue: \_\_\_\_\_  
Assertiveness & Interpersonal Effectiveness: \_\_\_\_\_  
Compassion: \_\_\_\_\_  
Creating your own Treatment/Wellness Plan: \_\_\_\_\_  
Daily Activity and Rest Diary: \_\_\_\_\_

**Looking at your Thoughts/ Distress Tolerance/ Soothing:**

Automatic thoughts: \_\_\_\_\_  
Alternative thoughts and actions: \_\_\_\_\_  
APPLE: Mindful responses to thoughts: \_\_\_\_\_  
APPLE: Tolerating uncertainty: \_\_\_\_\_  
Beyond our Control: \_\_\_\_\_

Change- Advantages and Disadvantages of Change: \_\_\_\_\_

Dealing with Distress Worksheet 1: \_\_\_\_\_

Dealing with Distress Worksheet 2: \_\_\_\_\_

DRIFT ( Getting out of your head and away from your inner  
demons/thoughts): \_\_\_\_\_

Fact or Opinion: \_\_\_\_\_

Finding Meaning: \_\_\_\_\_

Flexible: \_\_\_\_\_

Options: \_\_\_\_\_

Mindful Breathing: \_\_\_\_\_

Unhelpful thinking habits and alternatives: \_\_\_\_\_

Vicious Cogs framework - worksheet (cycle of negative thinking  
patterns): \_\_\_\_\_

Vicious Cycle (thinking patterns) & Alternatives: \_\_\_\_\_

Why be Mindful: Mindfulness Rational 2: \_\_\_\_\_

WISE Mind Worksheet ( helps you look at rational side not just  
emotions/feelings): \_\_\_\_\_

## **Help for Attention Deficit Disorder:** \_\_\_\_\_

### **Help for Feeling Angry**

Anger: \_\_\_\_\_

Vicious Cogs of Anger/Angry cogs: \_\_\_\_\_

Anger- a Quick Reference Guide: \_\_\_\_\_

**Help for Anorexia:** \_\_\_\_\_

**Help for Anxiety**

Accepting Anxiety: \_\_\_\_\_

Anxiety Self Help: \_\_\_\_\_

Anxiety- a Quick Reference Guide: \_\_\_\_\_

**Help for Bipolar Mood Management:** \_\_\_\_\_

**Help for Bulimia:** \_\_\_\_\_

**Help for Depression and Negative feelings:**

Dealing with Negative Emotions: \_\_\_\_\_

Diffusion Techniques (cooling down): \_\_\_\_\_

Depression Self Help: \_\_\_\_\_

Depression Quick Reference: \_\_\_\_\_

Depression Thought Record Sheet: \_\_\_\_\_

**Help for Obsessive Compulsive Disorder:** \_\_\_\_\_

**Help for Voices and Paranoia**

5 Aspects of Hearing Voices: (Situation-Body-Emotions-Behaviors) \_\_\_\_\_

ABC Voices: (Activating Events, Beliefs, Consequences) \_\_\_\_\_

5 Aspects of Paranoia: (Situation-Body-Emotions-Behaviors) \_\_\_\_\_

ABC Paranoia: (Activating Events, Beliefs, Consequences) \_\_\_\_\_

Psychosis Early Warning Signs: \_\_\_\_\_

Personal Recovery from Psychosis: \_\_\_\_\_

### **Help for Post-Traumatic Stress Disorder & Trauma:**

Coping with Flashbacks: \_\_\_\_\_

PTSD Self Help: \_\_\_\_\_

Trauma and the Brain: \_\_\_\_\_

### **Help for Cravings (Could be cravings for anything -also see Substance use Resource index)**

Cravings Diary: \_\_\_\_\_

### **Help for Suicidal Thoughts:**

Coping with Suicidal Thoughts: \_\_\_\_\_

Dealing with Suicidal Thoughts: \_\_\_\_\_

## **Attachment 15 - Harbor Place Isolation Housing**

**Harbor Place Isolation Housing:** A public health intervention necessary to stop the spread of COVID 19

Guest Agreement: Your Rights and Responsibilities

To reach the front desk, dial 0 or 985-0058. If no one answers, dial 862-6244. For Emergencies, dial 9-1-1

**Criteria** In order to be a guest at Harbor Place you must:

- Be suspected of being positive for COVID-19

- Be able to manage your own activities of daily living
- Have no other suitable place to self-quarantine/isolate (to support healthy recovery and prevent infecting others)
- Be able to follow Responsibilities as listed below
- Choose to be here (isolating at this site is voluntary)

**Your Rights:** What you can Expect from Us; We are glad that you are here and you can expect the following from us:

- Supportive staff on site to help ensure your needs and the needs of others are met
- Clean bedroom and bathroom when you arrive, and supplies to keep it clean
- Three meals a day delivered to your room
- Security onsite to ensure that it is a safe environment for you and others

**Your Responsibilities:** What we Expect from You For your health and safety and the health and safety of others, we ask you to accept the following responsibilities. If you do not act according to these responsibilities, you may be asked to leave:

### **Health and Wellbeing**

- You are responsible for your own health. Please pay attention to how you are feeling and let your medical provider know if you start to feel ill and we will ensure that you get the medical care you need.
- Please maintain personal hygiene.
- Please keep your room clean, and clean up after yourself, using disinfecting supplies to clean surfaces every day.
- Please always wear a surgical mask and gloves when you are around others.
- Please take care of yourself, rest to support your recovery, and remain safe.
- Please be respectful of others, including other guests, staff, and volunteers.

### **Staying at the Harbor Place**

- Governor Scott announced a “Stay Home, Stay Safe” order for all residents, asking everyone to stay home, which applies here, too.
- While you are staying at Harbor Place, you must remain onsite at all times. Visitors are not permitted except as pre-arranged with the front desk, for deliveries to be dropped off on the porch of the office.
- You may go outside for fresh air onsite on the premises so long as you maintain a distance of at least six feet from others who may be outside. You are required to stay on the premises, and that is monitored by staff. If you have children with you, they must be supervised at all times while outside.
- Alcoholic beverages may not be consumed outside of rooms.
- Smoking is not permitted in the rooms. You will be asked to leave and may be subject to a \$100 charge if there is smoking in your rooms. You may smoke outside with room doors closed and ten feet away from the building.
- In-room local phone service is available.
- Single rooms include a mini-fridge and microwave. Efficiency rooms include a refrigerator and stove. Guests may not use their own cooking devices, including hot plates and electric fry pans, within any room of the premises and may not use any open flame cooking device on the premises, including grounds and decks.
- No pets are allowed. Service animals assisting persons with disabilities are permitted.
- Registered sex offenders are not permitted to stay due to the vulnerability of other guests and will be asked to leave if found to be on the registry.
- If you decide to end your stay at Harbor Place, we can arrange transportation to a reasonable destination within the State. Once you leave Harbor Place you may not be able to return.

**Behavior**

- If you are required to follow certain restrictions or conditions from other programs, you are expected to follow them here.



• If you are found to be selling drugs on the property, we will notify the police, and obtain a no trespass order.

Weapons, violence and threatening behavior are not allowed.

• You must be clothed and have shoes or slippers on at all times.

• If you violate these guest rules, you may be asked to leave.

**Personal Items** • Please take with you any items that you bring.

**By signing below I agree that I have read this agreement and understand my rights (what I can expect from Harbor Place) and my responsibilities (what is expected of me, and that I must follow) that are listed above.**

Guest Signature \_\_\_\_\_ Date \_\_\_\_\_

Guest Name \_\_\_\_\_ Date \_\_\_\_\_ Staff \_\_\_\_\_

Signature \_\_\_\_\_ Date \_\_\_\_\_

## Attachment 16 - HIPAA Authorization for Use or Disclosure of Health Information



Print Name: \_\_\_\_\_

### I. My Authorization

I authorize Champlain Housing Trust, Inc. to use or disclose the following health information:  - All of my health information  - My health information relating to the following treatment or condition:

COVID-19 \_\_\_\_\_  - My health information

covering the period from \_\_\_\_\_ (date) to \_\_\_\_\_ (date)  - Other:

\_\_\_\_\_

The above party may disclose this health information to any healthcare, social service or housing provider providing services to me during my stay at Harbor Place,

The purpose of this authorization is (check all that apply):

- To provide healthcare, social services and/or related services during my stay at Harbor Place and/or to facilitate my ability to obtain other housing.

- Other: \_\_\_\_\_

This authorization ends:  - On (date)\_\_\_\_\_

- When the following event occurs: \_\_\_\_\_

## II. My Rights

I understand that I have the right to revoke this authorization, in writing, at any time, except where uses or disclosures have already been made based upon my original permission. I may not be able to revoke this authorization if its purpose was to obtain insurance. In order to revoke this authorization, I must do so in writing and send it to the appropriate disclosing party.

I understand that uses and disclosures already made based upon my original permission cannot be taken back.

I understand that it is possible that information used or disclosed with my permission may be redisclosed by the recipient and is no longer protected by the HIPAA Privacy Standards.

I understand that services provided by any party may not be made subject to signing this authorization and that I may have the right to refuse to sign this authorization.

Signature of Patient: \_\_\_\_\_ Date: \_\_\_\_\_

Signature of Authorized Representative: \_\_\_\_\_ Date: \_\_\_\_\_

## III. Additional Consent for Certain Conditions

This medical record may contain information about physical or sexual abuse, alcoholism, drug abuse, sexually transmitted diseases, abortion, or mental health treatment. Separate consent must be given before this information can be released.

- I consent to have the above information released.

- I do not consent to have the above information released.

Signature of Patient or Authorized Representative: \_\_\_\_\_

Date: \_\_\_\_\_ Time: \_\_\_\_\_

#### **IV. Additional Consent for HIV/AIDS**

This medical record may contain information concerning HIV testing and/or AIDS diagnosis or treatment. Separate consent must be given to have this information released.

- I consent to have the above information released.

- I do not consent to have the above information released.

Signature of Patient or Authorized Representative: \_\_\_\_\_

Date: \_\_\_\_\_ Time: \_\_\_\_\_

## **Attachment 17 – Harbor Place Referral Form**

**Harbor Place**

**3164 Shelburne Road, Shelburne VT 05482**

**Temporary Housing Reservation & Billing Form**

To be completed by agency and faxed to (802) 985-0053

Referring Agency \_\_\_\_\_

Head of Household (HH) Name \_\_\_\_\_

HH Date of Birth \_\_\_\_\_ HH Phone Number if Available \_\_\_\_\_

# of Adults in Household \_\_\_\_ # of Children \_\_\_\_ Ages of Children \_\_\_\_\_

Service Animal \_\_ Y \_\_N

Check In Date \_\_\_\_\_ Check Out Date \_\_\_\_\_

Staff Person Authorizing Stay \_\_\_\_\_

Case Management Services to be Provided by \_\_\_\_\_

Case Manager Contact Information Phone \_\_\_\_\_ Email \_\_\_\_\_

Payment Method

\_\_\_\_ Client Self-Pay (Agency Check, Cash, Money Order, Credit Card) \_\_\_\_ Bill to Agency

Call (802) 316 - 7112 to Confirm Room Availability

To be completed by Champlain Housing Trust And returned to Staff Person Authorizing Stay

For Guests Above:

Check-In Date \_\_\_\_\_ Check-Out Date \_\_\_\_\_

Reason for Checkout \_\_\_\_ End of Authorized Stay \_\_\_\_ Violation of Guest Rules  
\_\_\_\_\_ (Other, specify)

Attachment 18. HOT Zone sign. – Red

# HOT

# ZONE

**Full PPE Required to enter this zone.**

Attachment 19. Warm Zone sign. Yellow.

**WARM**

**ZONE**

- **This is a transition point, into/out of a HOT Zone.**

Attachment 20. Cold Zone sign. – Green

**COLD**

**ZONE**

- **Cloth masks are required.**

## Attachment 21- Recovering from COVID-19

### **What to expect and how to take care of yourself.**

- The average recovery time for mild cases is 2 weeks but may be up to 6 weeks for more severe cases.
- Scientists are still looking at how a person's immune system responds to COVID-19 and whether you can catch the virus again after recovery. At this time, it is not clear. There is some evidence that suggests you develop some immunity after being infected, but no evidence about how much immunity and for how long. Keep taking precautions like wearing your mask, washing your hands, and keeping your surroundings clean.
- Eat if you feel like it but limit sugary foods and make the best choices you can.
- Drink plenty of fluids. Water is always a good choice.
- Rest knowing your body needs to recover and you will feel better eventually.
- Go outside when you can and enjoy the fresh air without expending too much energy.

### **Things to watch for.**

- Exhaustion-If you feel worn out take a break, rest, or nap when you feel tired. Pace your activities and listen to your body.
- Not feeling right- If you have a sudden worrisome problem, let an officer know.



- General concerns- If you would like to speak with the provider or nurse, submit a sick slip.
- Stress- You have endured a difficult illness, and stress is a normal part of having been sick. Talk with other inmates who have been sick too, talk with your family or support person, submit a sick slip, and meet with Mental Health.
- Discolored toes or skin rashes- Some people notice these changes as they recover from COVID-19. Submit a sick slip and have a medical professional check if you have concerns.

## Attachment 22 – N-95 Mask Sanitation

The State Emergency Operations Center (SEOC) has provided seven hospitals with Steris V-Pro low temperature hydrogen peroxide sterilizing units. These units are typically used for sterilizing other medical devices but were recently granted an Emergency Use Authorization by the U.S. Food and Drug Administration to sterilize certain N-95 respirators.

The seven hospitals in Vermont have received these units and will provide N-95 sterilization services for the department during the COVID-19 Response. The seven hospitals with points of contact are:

- **CRCF/NWSCF:** University of Vermont Medical Center
  - Drew Robinson; [Andrew.Robinson@uvmhealth.org](mailto:Andrew.Robinson@uvmhealth.org); 802-847-4258
- Southwestern Vermont Medical Center
  - Joy Bull; [Joy.Bull@svhealthcare.org](mailto:Joy.Bull@svhealthcare.org); 802-440-8927
  - Tanya Cowder; [Tanya.Cowder@svhealthcare.org](mailto:Tanya.Cowder@svhealthcare.org); 802-442-6361
- Brattleboro Memorial Hospital
  - Mike Geissler; [mgeissler@bmhvt.org](mailto:mgeissler@bmhvt.org); 802-257-8288
- **SSCF:** Springfield Hospital
  - Jim Smith; [JimSmith@springfieldmed.org](mailto:JimSmith@springfieldmed.org); 802-885-7651

- **NECC:** Northeastern Vermont Regional Hospital
  - Pete Tomczyk; [p.tomczyk@nvrh.org](mailto:p.tomczyk@nvrh.org); 802-748-7348
- **MVRCF:** Rutland Regional Medical Center
  - Brian Olsen; [bolsen@rrmc.org](mailto:bolsen@rrmc.org) 802-747-3647
- **NSCF:** North Country Regional Hospital
  - Michael Sanville; [msanville@nchsi.org](mailto:msanville@nchsi.org); 802-334-3270

While other hospitals may have similar sterilizer capabilities, they are not obligated to sterilize outside agency N-95 respirators like this, though they may choose to do so independently.

You should reach out to your region's hospital from the above list soon to discuss. Email may be better to reduce the impact. ***They will have requirements that must be met as you package your respirators for sterilization for you.*** We have asked them to diligently work with you during the COVID-19 Response for N-95 respirator sterilization. After COVID-19 Response ends, this obligation to sterilize for you will end, too.

#### Respirator Sterilization Processing

Respirators for sterilization must be very clean – **no writing, no lipstick or other makeup**. Steris states their system can effectively decontaminate compatible N95 or N95-equivalent respirators (those that do not contain cellulose) up to 10 times. The tested and acceptable respirator types to date include the 3M 8000, 8210, 1860, 1860S, 1870P and Moldex 1510Z, 1511, 1512, 1513, 1517, but more models may have been tested as well.

Discard soiled or damaged respirators in accordance with normal procedures – if in doubt, throw it out; **keep only used respirators that are in good condition**. The sterilizing facility may not return all of your respirators if they deem they are too soiled for sterilization or damaged for reuse. N-95 sterilization may occur a finite number of times.

Manage used, unsterilized respirators for disinfection as biohazardous materials. They must be packaged in accordance with OSHA Bloodborne Pathogen Standard and transported in accordance with applicable

US DOT regulations. It is hoped that local licensed biosafety transportation in accordance with DOT regulations can be arranged by the you and the hospital, but the State can help with this during COVID-19 Response by calling the SEOC call takers at 800-347-0488.

Put used respirators together into a biohazard labeled plastic bag, line a box with a large plastic bag and put the bagged respirators into the bag lining the biohazard labeled cardboard box. The box should be labeled with the facility name and point of contact.

Please recall that N-95 respirator usage has three regulatory requirements for each user before use: medical evaluation for safety purposes, respirator training on safe usage, and fit-testing to ensure the size and type respirator affords protection for the individual. There are resources for each available locally and through the SEOC during the COVID-19 Response.

Should you have any questions that cannot be answered working locally, please contact the SEOC call takers at 800-347-0488.

Vermont State Emergency Operations Center

## Attachment 23 - Parole Violation Hearings

Contingency Guidance during COVID-19

Effective August 1, 2020

The purpose of this guidance is to establish a process for the completion of Parole violation hearings where the offender has not been incarcerated based on the behavior. Field offices will adhere to this process until further direction or guidance is given.

1. The District Manager of each Probation and Parole Office will:
  - a. Designate a room within the office where a parole hearing can be heard;
  - b. Ensure that this space has internet access;
  - c. Ensure that required computer equipment is in place to hold a remote hearing; and

- d. Ensure that security staff are available should the Parole Board revoke parole.
- 
- 2. The assigned Probation and Parole Officer will:
    - a. Ensure that the offender is notified of the date, time, and location of the hearing;
    - b. Ensure that the offender is briefed on the video conferencing process; and
    - c. Confirm the location of each hearing with the Parole Board Administrative staff.
- 
- 3. Violation Hearings at Field locations are restricted to the following offenders:
    - a. All cases where an emergency arrest did not occur;
    - b. All cases where the field office is not recommending revocation;
    - c. All cases that have not been accused of engaging in threatening or violent behavior;
    - d. All cases that have been released by the Parole Board pending the hearing except for c. above; or
    - e. All cases where the field office is seeking condition modification.
- 
- 4. Violation hearings at Facility locations will occur for these offenders:
    - a. All cases where an emergency arrest has occurred and the offender continues to be incarcerated;
    - b. All cases where there is significant public sentiment concerning the case;
    - c. All cases in which there is a significant security and/or safety concern; or
    - d. All cases where the field office is recommending revocation.
- 
- 5. The backlog of cases due to COVID-19 requires additional considerations. All sites will conduct a local case staffing on any parole violation that has been delayed and take one of the below actions:
    - a. Withdraw the violation and continue supervision;
    - b. Convert the violation to a graduated sanction; or
    - c. Schedule the violation to be heard by the Parole Board.

All hearings will be conducted at the direction of the Parole Board and will require the use of video conferencing software. This will likely be via Skype; however, this could change at the Board's direction.

## Attachment 24 – Resumption of KAP

KAP/Lund believes that we can utilize best practice protocols of DOC, VDH, and Lund to provide services through the KAP office. These could include:

- Intakes
- 1:1 support for pregnant women
- Enhanced video visits
- Family court hearings (when resumed)
- Participation in zoom/skype meetings with DCF, schools, and other community-based providers working with client families
- Storybook recordings
- Distribution of program material packets (readings, worksheets, new client's packets, Mom's Mail supplies)

Hours/schedule will vary from week to week depending on scheduled meetings and will be coordinated with the facility point of contact.

KAP staff will:

- Get tested for COVID-19 as recommended for all state employees working on site
- Follow all CRCF/DOC/VDH and Lund protocols for safety during COVID-19
- Stay up to date on DOC and VDH recommendations

- Wear mask while inside CRCF. KAP will be responsible for laundering the mask.
- Will make sure the KAP area is sanitized prior to each client being escorted.
- KAP will escort client to and from their living unit.
- KAP will offer hand sanitizer to each client.

Clients will:

- Wear masks at all times in KAP (including video visits), and follow all other CRCF/DOC/VDH and Lund protocols for safety during COVID-19

Reconfiguration of the KAP office to meet social distance standards to protect both the clients and staff:

- Move desk from small KAP office into the visiting area.
- Client chair positioned six feet from desk.
- Add additional monitor to KAP desk to maintain social distance during video meetings.
- Utilize speakerphone system (already in KAP) for all client phone meetings. (has detached speakers which can be placed at a safe distance.)
- KAP office space is 18'x13'=234 sq. ft
- KAP space 2 is 26'x13'=338 sq. ft

Needs:

- Data line to be turned on
- Additional monitor
- Bleach spray bottle

Most admin tasks, which are not client direct, will continue to take place remotely. IE: client notes, monthly reports, prep work for client packets, meetings not attended by clients, etc.

## Attachment 25 – DOC Communication and Testing Protocol

Cases of COVID-19 in correctional facilities might be detected among newly admitted inmates in quarantine, inmates in general purpose unit who are not in quarantine, or staff who work at the facility. The risk of transmission within the facility varies depending upon the individual with COVID-19. Contact tracing is the most effective tool to assess the risk of transmission to others and guide facility testing recommendations.

When a correctional facility staff member or inmate tests positive:

1. DOC will initiate contact tracing
2. Within 1 business day from receipt of the positive test result, the Rapid Response Team will meet:
  - a. Outbreak Prevention and Response (OPR) team: Dr. Julia Pringle, Dr. Natalie Kwit and Jillian Leikauskas
  - b. DOC: Samuel Santos, Heidi Fox, Shannon Marcoux and David Turner and representative(s) from the facility
  - c. VDH Lab: Cheryl Achilles, Helen Reid
  - d. VDH Med Tech team: Margaret Robinson, Deb Wilcox
3. OPR and DOC will examine the risk posed to the facility by the individual with a positive COVID19 test result.
4. OPR and DOC will determine whether facility testing or other mitigation steps are recommended.
5. OPR and DOC will communicate the joint recommendation through their chains of command to the Secretary of AHS

### **Guidance on facility wide testing recommendations:**

- Cases among new inmates in a quarantine unit:
  - o New intake inmates are quarantined within a DOC facilities' quarantine unit for 14 days during which they will have limited contact with other inmates and staff within the facility.

- o Cases identified among this new intake population therefore might pose little risk for transmission within the facility.

- o Contact tracing will be performed to assess transmission risk before recommending facility wide testing.

- Cases among staff:

- o Contact tracing will be performed to assess transmission risk within the facility before recommending facility wide testing.

- o If the staff member did not work while infectious, there is no risk of transmission from this worker and facility testing would likely not be recommended.

- Cases among inmates in a general-purpose unit:

- o Inmates in a general-purpose unit have been in the facility for > 14 days. Because these inmates have not had exposures outside the facility, the risk of facility-based transmission is higher.

- o Contact tracing would still be performed and taken into consideration before recommending facility wide testing.

## Attachment 26 – Medical Release

See Separate attachment.

## Attachment 27 QUALITY ASSURANCE REVIEW TOPICS

**Employee Screenings** – Temps, Questions being asked, PPE usage



**Employee Break Room** – Cleaning, Vending Machines, Social Distancing

**Main Control** – Cleaning, who is cleaning, Phones, Buttons, High touch surfaces

**Intake Process/Booking Area** – When/What cleaned, PPE Usage, Protocols followed

**Isolation/Quarantine Areas** – PPE Usage, Cleaning, Trash disposal, Donning/Doffing Areas, Supplies

**Transports** – PPE Usage, Van Sanitation, Appropriate Paperwork

**Rec Yards** – Residents wearing facial coverings, social distancing, sanitation

**Common Area Facility Cleaning** – Who cleaned, when, which common area (S-3, Gym, Law Library)

**Handwashing-** Staff should be washing for a minimum of 20 seconds with soap

**Laundry Room** – Cleaned between units, PPE usage, cross contamination

**Unit Operation** – Cleaning between tiers, PPE usage, facial cloth coverings, trash build up

**Med Line** - Social Distancing, facial cloth coverings

**Facility cleaning-** hard surfaces being washed, sprayers being used, frequency

**Inmate Services- Barbering, library, kitchen, mail, cleaning of common areas-** PPE, cleaning, proper handling

**Placement** – All cohorts are housed appropriately

-----  
**IR's** – Management will ensure daily that IR's are entered for placement in isolation

## Attachment 28 – Quality Assurance Review Form

Date:

Facility:

<b>CFSS</b>			
<b>Topics Reviewed</b>			
<b>Time Frame Reviewed</b>			
<b>Observations</b>			
<b>Corrective Action/ Positive Feedback</b>			

<b>Video Observation</b>			

Three different observations areas on three different shifts must be observed daily

SOS Reviewed:

Supt. Reviewed:

- **IR's** – Superintendent will ensure that IR's are entered daily for placement in isolation

[Attachment 29 – Notice of Placement](#)

*To be printed on facility letterhead*

**MEMORANDUM**

To:  
From:  
Re:  
Date:

---

This memo serves as notification you are being placed on **Medical Isolation/Quarantine** due to your exposure to or infection with the COVID-19 virus. This status is effective \_\_\_\_\_.

As you may be aware, citizens who have been exposed to, or infected with, the virus are being medically isolated or quarantined for public health. The VTDOC has the same obligation to contain the spread of COVID-19 within Vermont's correctional facilities. The health and safety of those in our custody and of our staff are of paramount concern.

This is a medical decision made solely as a public health measure. Restrictions in place will be determined by medical guidance to reduce the risk of passing this infection to others. A physician will consider your individual medical condition to determine the duration of this status.

Facility Management will review your status with medical each day.

For the benefit of the health of those around you, your full cooperation with any restrictions in place is expected and appreciated. Your adherence to medical advice throughout this time is strongly encouraged to best serve your own health. Please continue to address any concerns or requests with your assigned Caseworker.

## **Attachment 30 - C19 MASS FACILITY TESTING REPORT OUT**

### **Inmate Population**

Total Facility Inmate Headcount=

Tested=

Refusals=

### **Staff (CO, CSS, Admin)**

Tested =

Refusals =

On Leave/Vacation (who and what? Covid, RFD etc.)=

No Show (who and why?)=

**MEDICAL**

Tested =

Refusals=

On Leave/Vacation=

No show=

**BGS**

Tested =

Refusals=

On Leave/Vacation=

No show=

**Total TESTED staff/medical/BGS=**

## Attachment 32- Strategies for Incarcerated Individuals Returning from Medical Appointments

There is community spread of SARS-CoV-2 in Vermont, so any trip outside of a correctional facility poses a risk for exposure to SARS-CoV-2, the virus that causes COVID-19. To the extent possible, trips outside of the correctional facility should be minimized to reduce opportunities for incarcerated individuals to bring SARS-CoV-2 into the facility. Facilities should consider expanding access to tele-health appointments and bringing providers to the correctional facility so that incarcerated individuals do not need to leave.

When an incarcerated individual requires medical care beyond what can be provided in the facility or through tele-health, it is best practice to quarantine the individual for 14 days upon return to prevent introduction of SARS-CoV-2 into the facility. This might not always be feasible because of physical space constraints, mental health considerations, or concerns that incarcerated individuals will refuse health care to avoid a quarantine period.

This document provides risk mitigation guidance when a 14-day quarantine period cannot be completed upon return to the facility. This guidance is only for returning incarcerated individuals; new admissions should always quarantine for the full 14-day period without an option to test out.

**Table 1: Risk Mitigation Strategies**

<b>Level of Intervention</b>	<b>Hazard: Individual Becoming Infected While at an Appointment</b>	<b>Hazard: SARS-CoV-2 Transmission in the Correctional Facility</b>
<b>Elimination (physically remove the hazard)</b>	<ul style="list-style-type: none"> <li>• Prevent unnecessary trips outside the facility (this does not include medical visits)</li> <li>• Limit the number of trips outside the facility by scheduling multiple appointments on one day rather than across multiple days</li> </ul>	<ul style="list-style-type: none"> <li>• Quarantine the individual for 14 days upon return to the facility</li> <li>• <b>Table 2</b> provides guidance to assess the risk of different appointment types and can be considered when determining whether the individual will quarantine after returning to the facility</li> </ul>
<b>Substitution (replace the hazard)</b>	<ul style="list-style-type: none"> <li>• Implement tele-health visits</li> <li>• Consider whether an outside medical appointment could be replaced by a provider visit to the facility</li> <li>• Bring a dentist to the facility to see multiple individuals at once instead of having people leave for appointments</li> </ul>	<ul style="list-style-type: none"> <li>•</li> </ul>

<p><b>Engineering Controls (isolate people from the hazard)</b></p>	<ul style="list-style-type: none"> <li>• Utilize a large vehicle for transportation that enables social distancing</li> <li>• Increase air flow in the vehicle by opening windows</li> <li>• Separate individuals in transport vehicle by physical barriers</li> <li>• Ensure access to hand washing stations or hand sanitizer for the duration of their visit</li> <li>• Prioritize single exam rooms with solid walls and doors</li> </ul>	<ul style="list-style-type: none"> <li>• If cannot be housed on a quarantine unit, house in a single cell on a non-quarantine unit</li> <li>• House on a unit without shared toilets</li> <li>• House individuals who are at high risk for complications (due to age, immune status, or comorbidities) on a separate unit from returning individual(s)</li> <li>• Ensure that seating in shared rooms is spaced at least 6 feet apart</li> <li>• Increase access to hand hygiene stations in units housing returned individuals</li> </ul>
<p><b>Administrative Controls (change the way people behave/work)</b></p>	<ul style="list-style-type: none"> <li>• Have the incarcerated individual wait in the vehicle until their appointment begins instead in a waiting room</li> <li>• Avoid riding in an elevator; take the stairs, if available</li> <li>• Limit the number of providers interacting with the inmate</li> <li>• Wash or sanitize hands prior to leaving the exam room and upon return to the transport vehicle</li> </ul>	<ul style="list-style-type: none"> <li>• Reinforce and encourage social distancing and hand hygiene practices</li> <li>• The unit housing a returned individual should not recreate, dine, shower, or otherwise co-mingle with other units in the facility for the 14 days following the individual's return to the facility</li> <li>• The returned individual should not work for 14 days following their return to the facility. Consider</li> </ul>

		<p>offering them pay for any missed shifts</p> <ul style="list-style-type: none"> <li>• The returned individual should have access to showering individually</li> <li>• Avoid transferring people housed on the unit with the returned individual to other units in the facility during the 14 days following return</li> <li>• Policies that promote social distancing are especially important; implement schedules or socially-distanced lines for taking turns using shared microwaves, tea kettles, or other items where people might congregate</li> </ul>
<b>PPE (protect individuals):</b>	<ul style="list-style-type: none"> <li>• All individuals should wear a cloth facemask for the duration of trips outside the facility</li> <li>• N95s are not recommended for individuals who have not been medically cleared and fit-tested</li> </ul>	<ul style="list-style-type: none"> <li>• Individuals should always wear cloth facemasks when outside of their cell</li> <li>• N95s are not recommended for individuals who have not been medically cleared and fit-tested</li> </ul>

**Table 2: Risk stratification of appointments by type**

<b>Appointment Type</b>	<b>Appointment Risk</b>	<b>14-Day Quarantine Recommended Upon Return</b>
-------------------------	-------------------------	--



Inpatient admission to a hospital	High	Yes
Emergency Department visit	High	Yes
Dental appointments	Medium	Yes; consider bringing a dentist to the facility to see multiple individuals at once instead of sending people out of the facility for appointments
Outpatient visits	Lower	When possible