

# VT Department of Corrections: Segregation Report Fiscal Year 2023 (FY23)

This report contains segregation placement data collected at each Vermont correctional facility throughout the fiscal year listed above. Some information is provided by month and some information is aggregated across the entire fiscal year. Individuals who are in segregation across months are counted for every month in which they were housed in segregation. The information contained in pages 1-4 deliver context and explanation for the data included.

## **Vermont Segregation Protocols:**

The following contains a summary of the information provided in the following hyperlinked Vermont Department of Corrections (VT DOC) policies on segregation placement and procedures:

[Facility Rules & Inmate Discipline #410.01;](#)

[Placement on Administrative Segregation #410.03;](#)

[Protective Custody #410.05](#)

It is the policy of the VT DOC to maintain safe, secure, and humane housing for incarcerated individuals who require placement on segregation status. The decision to place an individual in segregation is reviewed by the superintendent of the facility within 24 hours. Administrative Segregation placements of 4 days or longer and all Disciplinary Segregation placements are entitled to a formal hearing (see above directives for more details).

## **Individuals in segregation can be out of their cells a maximum of 6 hours a day and will maintain access to the following:**

- Mental and medical health services (individuals in segregation are monitored by mental health professionals)
  - Up to 3 books provided by the library
- Clothing and hygiene items from the commissary
  - Showers
- Individual exercise (includes outdoor, weather permitting)
- Individual out-of-cell programming (e.g., education, Open Ears)
  - 1 social visit a week
  - 1-3 social phone calls a week

## **Special Considerations:**

Women are screened by mental health professionals for trauma and abuse history. Additional procedural steps are provided for pregnant and postpartum women. Segregation placements for individuals with Serious Functional Impairments (SFI) must follow the departmental policy and rule: [Classification, Treatment and the Use of Administrative and Disciplinary Segregation for Inmates with a Serious Mental Illness #370](#) (see page 3 of this report for more details).

# VT Department of Corrections: Segregation Report Fiscal Year 2023 (FY23)

This report contains segregation placement data collected at each Vermont correctional facility throughout the fiscal year listed above. Some information is provided by month and some information is aggregated across the entire fiscal year. Individuals who are in segregation across months are counted for every month in which they were housed in segregation. The information contained in pages 1-4 deliver context and explanation for the data included.

## Types of Segregation:

**Administrative Segregation:** A form of separation from the general population when the continued presence of the incarcerated individual in the general population (GP) would pose a serious threat to life, property, self, staff, or other incarcerated individuals or to the security (e.g., escape planning) or orderly running of the institution (e.g., chronic, repetitive discipline problem). Individuals pending investigation for trial on a criminal act or pending transfer may also be included if they pose a threat.

**Disciplinary Segregation:** A form of separation from the general population in which inmates committing serious violations of conduct regulations are confined for short periods of time to individual cells separated from the general population. Placement in Disciplinary Segregation may only occur after finding of a rule violation at an impartial hearing and when there is not an adequate alternative disposition to regulate the individual's behavior.

## Reasons for Segregation Placement:

-Bed Space: No general population beds available (rare)

-Civil Confinement/Contempt: Separation of a person imprisoned for contempt of court or to enforce an order of the court

-Close Custody: The highest security level classification for an incarcerated individual which requires separation from the general population. Facilities that don't have a Close Custody Unit place individuals in Administrative Segregation for separation from the general population.

-Danger to Others: The individual poses a danger to other incarcerated individuals or staff

-Dry Cell Placement: Individual is placed in segregation to remove contraband that the individual smuggled into the facility

-Escape Risk: There is reason to believe the individual may escape if not placed in segregation (due to prior attempts and/or threats)

-Pending Investigation: Individual is placed in segregation pending an investigation regarding their actions/behavior

-Pre-Hearing Disciplinary Segregation Placement: Segregation placement pending the results of the Disciplinary Segregation hearing

-Protected Custody: Placement in segregation at the request of the incarcerated individual or facility staff for the safety of the individual

-Refusing GP Placement: Individual is placed in segregation due to refusing their general population housing placement or will not leave segregation

-Threat to Security/Running of Facility: Segregation placement due to behavior/actions of individual that pose a threat to the security and/or operations of facility

-Violated a VT DOC Rule: Individual placed in segregation due to violating a VT DOC rule. This can include: disrupting facility operations, violating a rule that was violent in nature, or "other" to capture any other type of rule violation

# VT Department of Corrections:

## Segregation Report Fiscal Year 2023 (FY23)

This report contains segregation placement data collected at each Vermont correctional facility throughout the fiscal year listed above. Some information is provided by month and some information is aggregated across the entire fiscal year. Individuals who are in segregation across months are counted for every month in which they were housed in segregation. The information contained in pages 1-4 deliver context and explanation for the data included.

### Serious Functional Impairment (SFI):

Serious Functional Impairment (SFI) is defined as:

- a) A substantial disorder of thought, mood, perception, orientation, or memory, any of as diagnosed by a qualified mental health professional, which grossly substantially impairs judgment, behavior, capacity to recognize reality, or ability to meet the ordinary demands of life, and which substantially impairs the ability to function within the correctional setting; or
- b) a developmental disability, traumatic brain injury or other organic brain disorder, or various forms of dementia or other neurological disorder as diagnosed by a qualified mental health professional, which substantially impairs the ability to function in the correctional setting.

An offender can be designated as SFI through two distinct processes:

- 1) Designation by a qualified mental health professional as a result of a clinical and functional assessment; or
- 2) Designation as a result of an administrative process which confirms the offender was receiving developmental services (community rehabilitation and treatment, developmental disability, traumatic brain injury, and/or cognitive-functional composite) upon entering VT DOC custody through verifying/validating the inmates' pre-existing and active community-based waiver(s).

### Additional Segregation Procedures for Individuals with a Serious Functional Impairment:

Any use of segregation for SFI-designated individuals shall be in accordance with the following hyperlinked departmental policy and rule: [Classification, Treatment and the Use of Administrative and Disciplinary Segregation for Inmates with a Serious Mental Illness #370](#).

SFI-Designated individuals shall be screened for [contraindications](#) prior to placement in Administrative or Disciplinary Segregation.

All mental health and health services rounds in segregation for SFI-designated individuals will occur as required by the above VT DOC rule #370. An SFI-designated individual shall be seen daily by mental health staff. These visits shall be documented in the individual's electronic health records.

An SFI-designated individual shall not be kept in Disciplinary Segregation for more than 15 calendar days.

All alternative options shall be considered and documented in the individual's electronic health records prior to placing an individual with an SFI designation in segregation.

# VT Department of Corrections: Segregation Report

## Fiscal Year 2023 (FY23)

This report contains segregation placement data collected at each Vermont correctional facility throughout the fiscal year listed above. Some information is provided by month and some information is aggregated across the entire fiscal year. Individuals who are in segregation across months are counted for every month in which they were housed in segregation. The information contained in pages 1-4 deliver context and explanation for the data included.

### Race/Ethnicity Data:

In this report, race data are categorized as follows:

- American Indian/Alaskan Native: "AmerIndian/ AlaskanNative"
- Asian/ Pacific Islander: "Asian/ Paclslander"
- Black or African American: "Black"
- White: "White"
- Some Other Race: "Other"

Some race categories are combined due to the low number of individuals who identify with these races. In some instances, individuals who identify as American Indian/Alaskan Native, Asian, Black or African American, and/or Pacific Islander were combined and indicated by the acronym "BIPOC", which means Black, Indigenous, and people of color.

Hispanic, Latinx, or Spanish Identification is captured with a separate yes/no response.

Both Race and Hispanic, Latinx, or Spanish Identification require a selection.

### Gender Data:

In this report, gender data are categorized as follows:

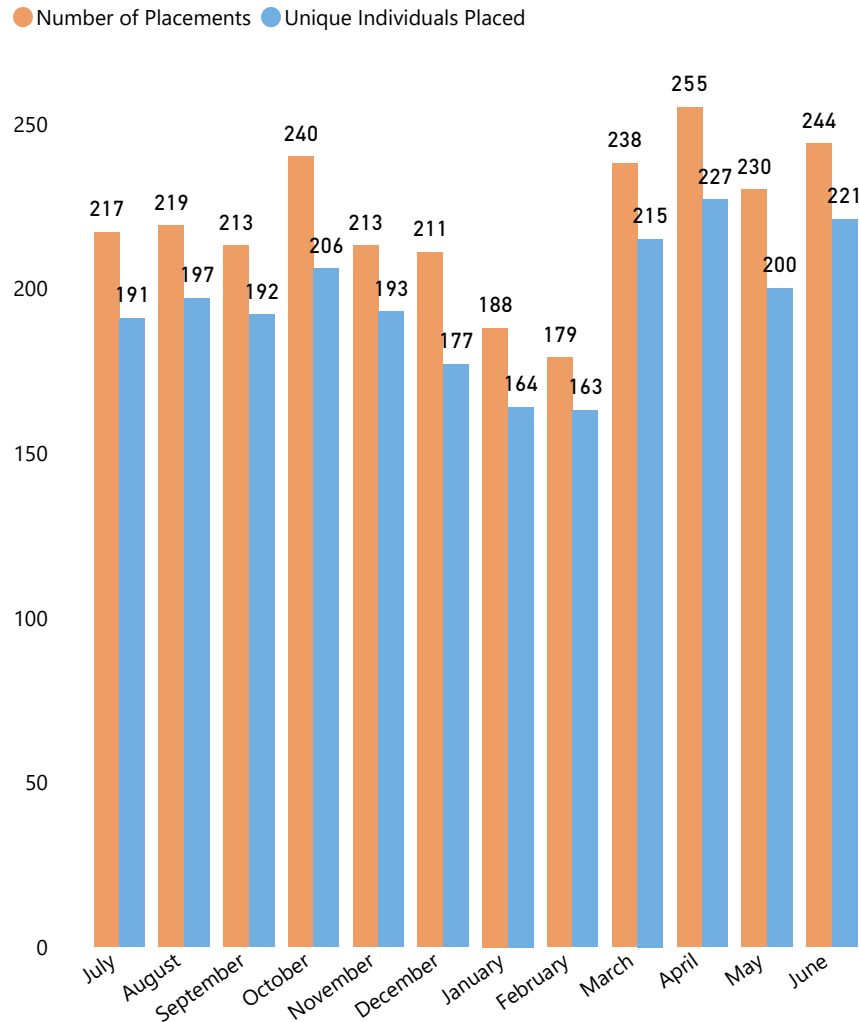
- Cisgender Female: Sex female, identifies female ("Female")
- Cisgender Male: Sex male, identifies male ("Male")
- Transgender Female: Sex male, identifies female ("Transgender")
- Transgender Male: Sex female, identifies male ("Transgender")
- Intersex: A term referring to people who have physical markers that differ from the medical definitions of male or female ("Intersex")

NOTE: Transgender Female, Transgender Male, Intersex, and Other were combined into one category: "Transgender & Other" for this report due to low numbers of individuals who identify with these genders. For more information regarding Gender Identification, Care, and Custody for all Vermont incarcerated individuals (in-state and out-of-state), see [DOC Directive 423.01: Gender Identification, Care, and Custody \(hyperlinked here\)](#).

# VT DOC Segregation Report:

## FY23 General Information

FY23 Segregation Placements and Individuals Placed by Month



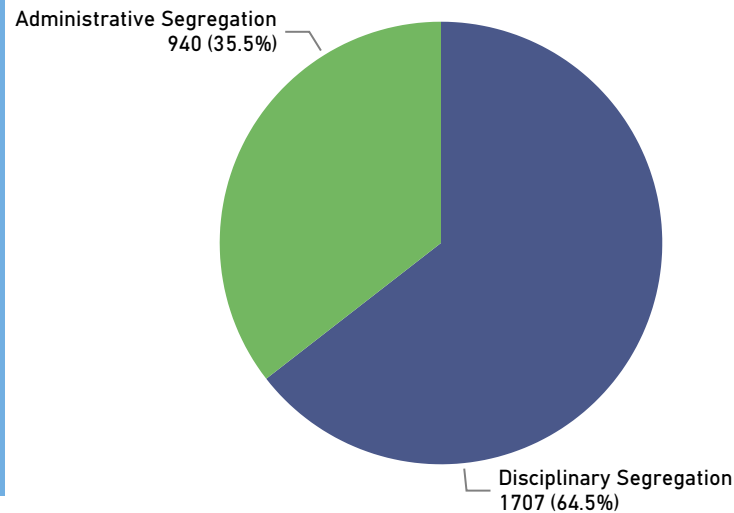
2647

Total # Segregation Placements this FY

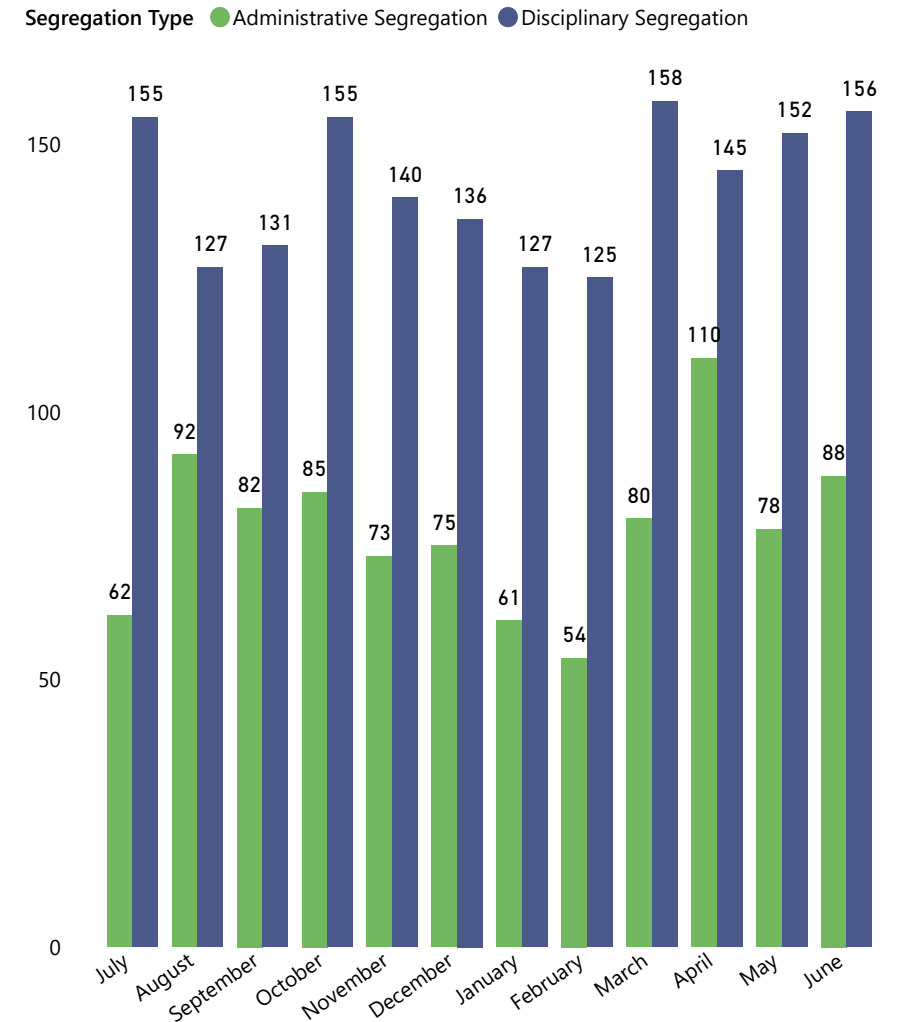
1148

Total Unique Individuals Placed in Segregation this FY

FY23 Segregation Placements: Type of Segregation



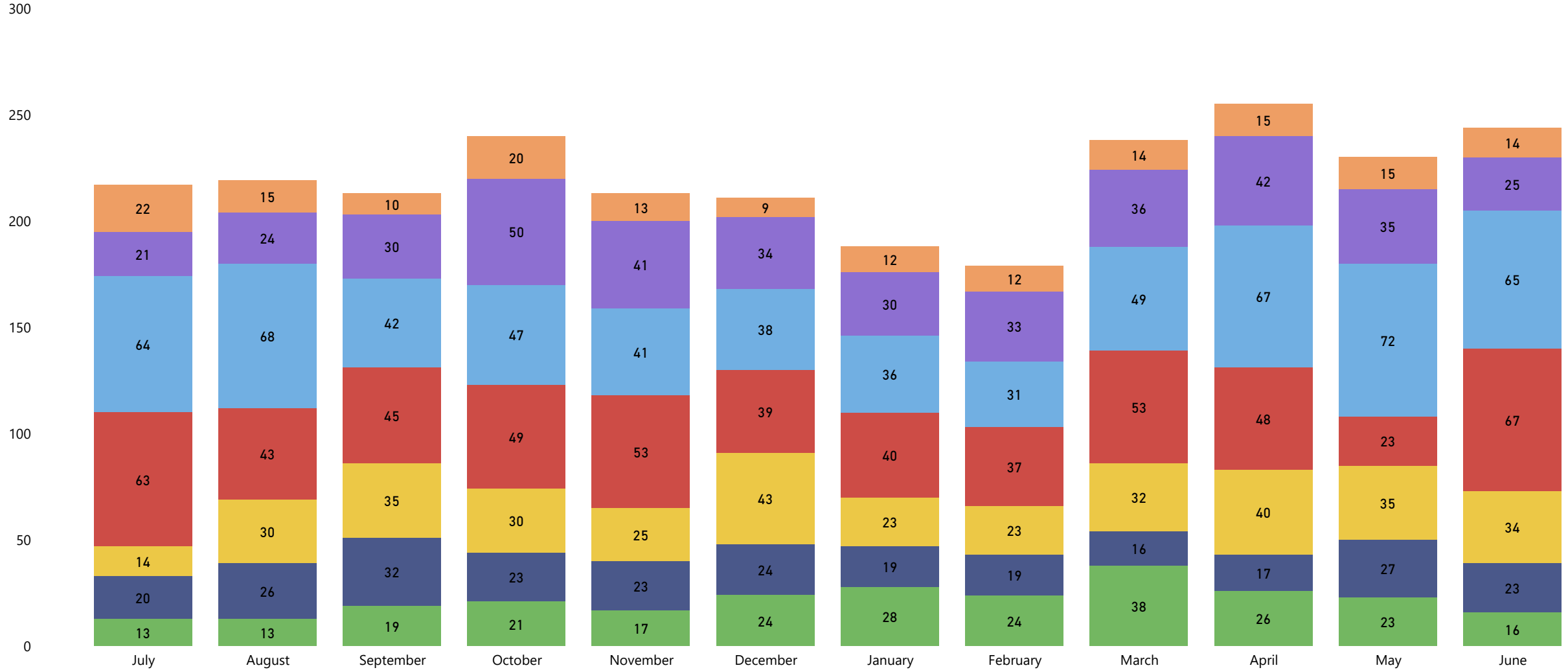
FY23 Segregation Placements: Segregation Type by Month



# VT DOC Segregation Report: FY23 General Information

FY23 Segregation Placements and Individuals Placed by Month

Facility ● CRCF ● MVRCF ● NECC ● NSCF ● NWSCF ● SSCF ● TCCF



Facility Key: CRCF = Chittenden Regional Correctional Facility; MVRCF = Marble Valley Regional Correctional Facility; NECC = Northeast Correctional Complex; NSCF = Northern State Correctional Facility; NWSCF = Northwest State Correctional Facility; SSCF = Southern State Correctional Facility; TCCF = Tallahatchie County Correctional Facility (out of state, Mississippi).

# VT DOC Segregation Report:

## FY23 General Information

FY23 Segregation Placements: Reason for Placement by Month

Month Reason for Placement	July		August		September		October		November		December		January		February		March		April		May		June		Total	
	#	%	#	%	#	%	#	%	#	%	#	%	#	%	#	%	#	%	#	%	#	%	#	%	#	%
Bedspace (No General Population Beds)	9	4%	23	11%			2	1%	1	0%			1	1%			7	3%	22	9%	14	6%	19	8%	<b>98</b>	<b>4%</b>
Civil Confinement/ Contempt							1	0%			1	0%													<b>2</b>	<b>0%</b>
Close Custody	21	10%	28	13%	17	8%	11	5%	12	6%	11	5%	8	4%	10	6%	8	3%	16	6%	11	5%	6	2%	<b>159</b>	<b>6%</b>
Danger to Others			1	0%	4	2%			2	1%	2	1%	3	2%	4	2%	5	2%	2	1%	3	1%	2	1%	<b>28</b>	<b>1%</b>
Dry Cell Placement	2	1%	4	2%	8	4%	12	5%	1	0%	8	4%	10	5%	4	2%	7	3%	4	2%	4	2%	6	2%	<b>70</b>	<b>3%</b>
Order of Physician			1	0%															2	1%					<b>3</b>	<b>0%</b>
Pending Investigation			8	4%	10	5%	5	2%	4	2%	6	3%	6	3%	2	1%	5	2%	8	3%	5	2%	4	2%	<b>63</b>	<b>2%</b>
Pre-Hearing Disciplinary Segregation Placement	4	2%	12	5%	19	9%	22	9%	17	8%	19	9%	9	5%			7	3%	13	5%	5	2%	1	0%	<b>128</b>	<b>5%</b>
Protective Custody	23	11%	12	5%	21	10%	22	9%	20	9%	19	9%	17	9%	17	9%	19	8%	26	10%	26	11%	38	16%	<b>260</b>	<b>10%</b>
Refusing General Population Placement	1	0%	1	0%	6	3%	8	3%	6	3%	7	3%	10	5%	6	3%	6	3%	6	2%	5	2%	5	2%	<b>67</b>	<b>3%</b>
Threat to Security/ Operations of Facility	4	2%	4	2%	2	1%	4	2%	17	8%	10	5%	8	4%	15	8%	30	13%	24	9%	9	4%	8	3%	<b>135</b>	<b>5%</b>
Violated VT DOC Rule - Disrupted Facility Operations	44	20%	46	21%	53	25%	53	22%	37	17%	42	20%	38	20%	40	22%	61	26%	68	27%	62	27%	71	29%	<b>615</b>	<b>23%</b>
Violated VT DOC Rule - Other	56	26%	42	19%	26	12%	48	20%	39	18%	43	20%	41	22%	36	20%	42	18%	34	13%	46	20%	45	18%	<b>498</b>	<b>19%</b>
Violated VT DOC Rule - Violent in Nature	53	24%	37	17%	47	22%	52	22%	57	27%	43	20%	37	20%	45	25%	41	17%	30	12%	40	17%	39	16%	<b>521</b>	<b>20%</b>
<b>Total</b>	<b>217</b>	<b>100%</b>	<b>219</b>	<b>100%</b>	<b>213</b>	<b>100%</b>	<b>240</b>	<b>100%</b>	<b>213</b>	<b>100%</b>	<b>211</b>	<b>100%</b>	<b>188</b>	<b>100%</b>	<b>179</b>	<b>100%</b>	<b>238</b>	<b>100%</b>	<b>255</b>	<b>100%</b>	<b>230</b>	<b>100%</b>	<b>244</b>	<b>100%</b>	<b>2647</b>	<b>100%</b>

Reasons are provided for each segregation placement. See page 2 for definitions/explanations of these reasons.

**62%** of FY22 Segregation Placements are due to Violating VT DOC Rules

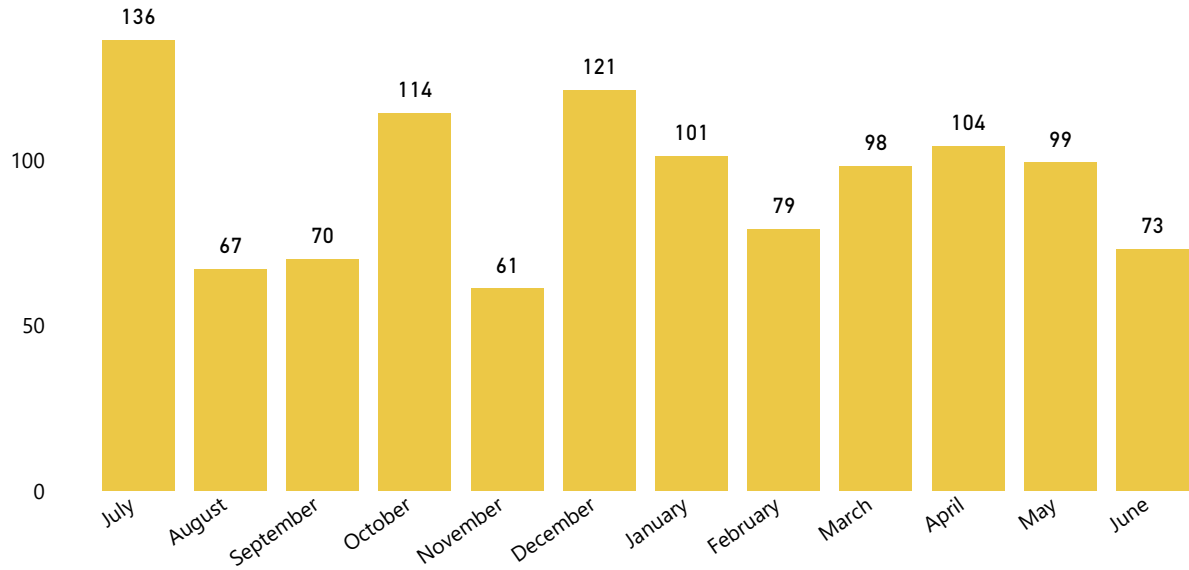
This includes:

**615** Violated VT DOC Rule - Disrupted Facility Operations

**521** Violated VT DOC Rule - Violent in Nature

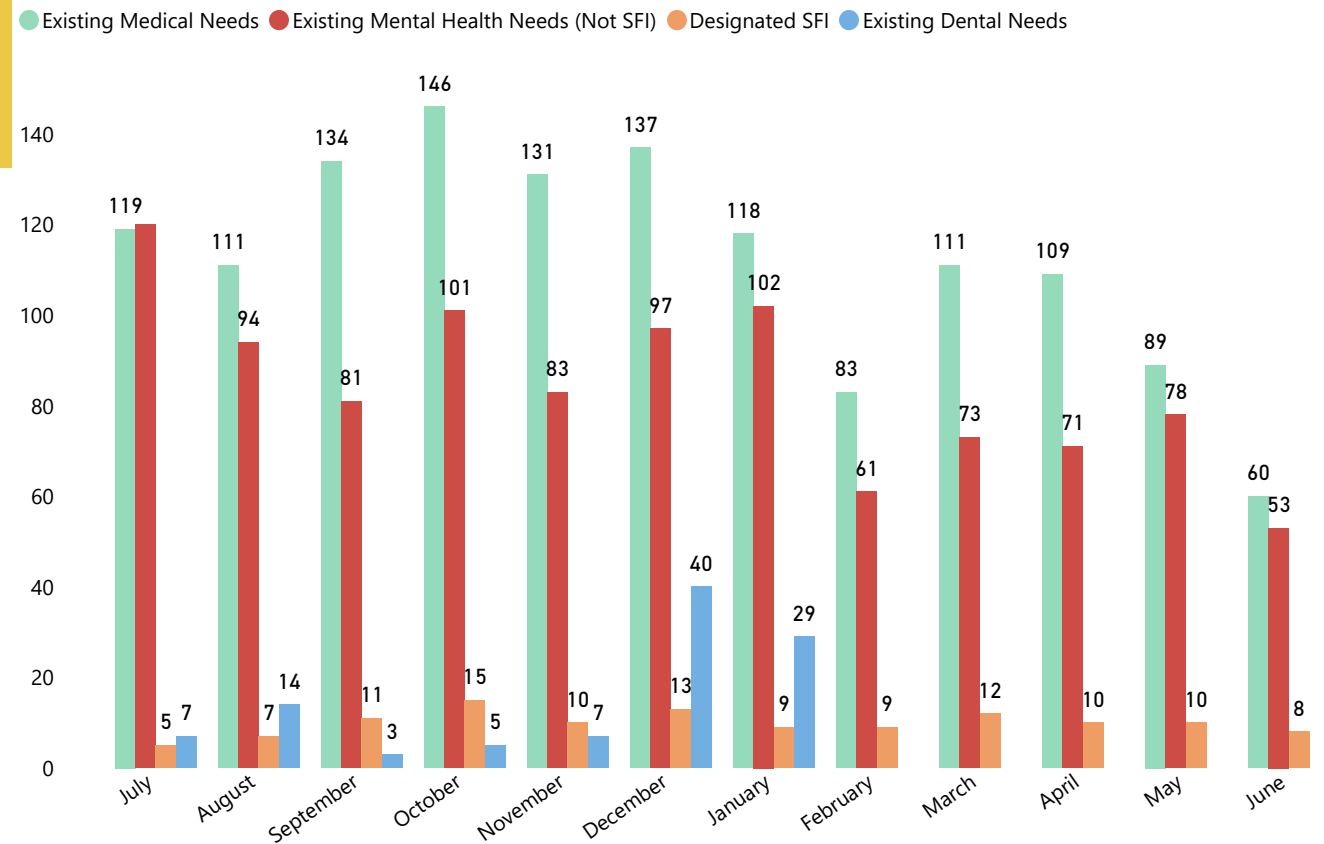
**498** Violated VT DOC Rule - Other

FY23 Segregation Placements: Needed & Received Medical Care in Segregation



# VT DOC Segregation Report: FY23 Medical Information

FY23 Segregation Placements: Existing Medical/Mental Health Needs\*



2

Incident(s) of Self-Harm for Individuals in Segregation this Fiscal Year

\*Individuals can receive more than one type of medical/mental health care while in segregation. Thus, this figure does not indicate unique individuals, but rather the number of various types of medical/mental health services utilized in segregation each month in FY22. Medical care is given to all those who need and/or request it while in segregation.

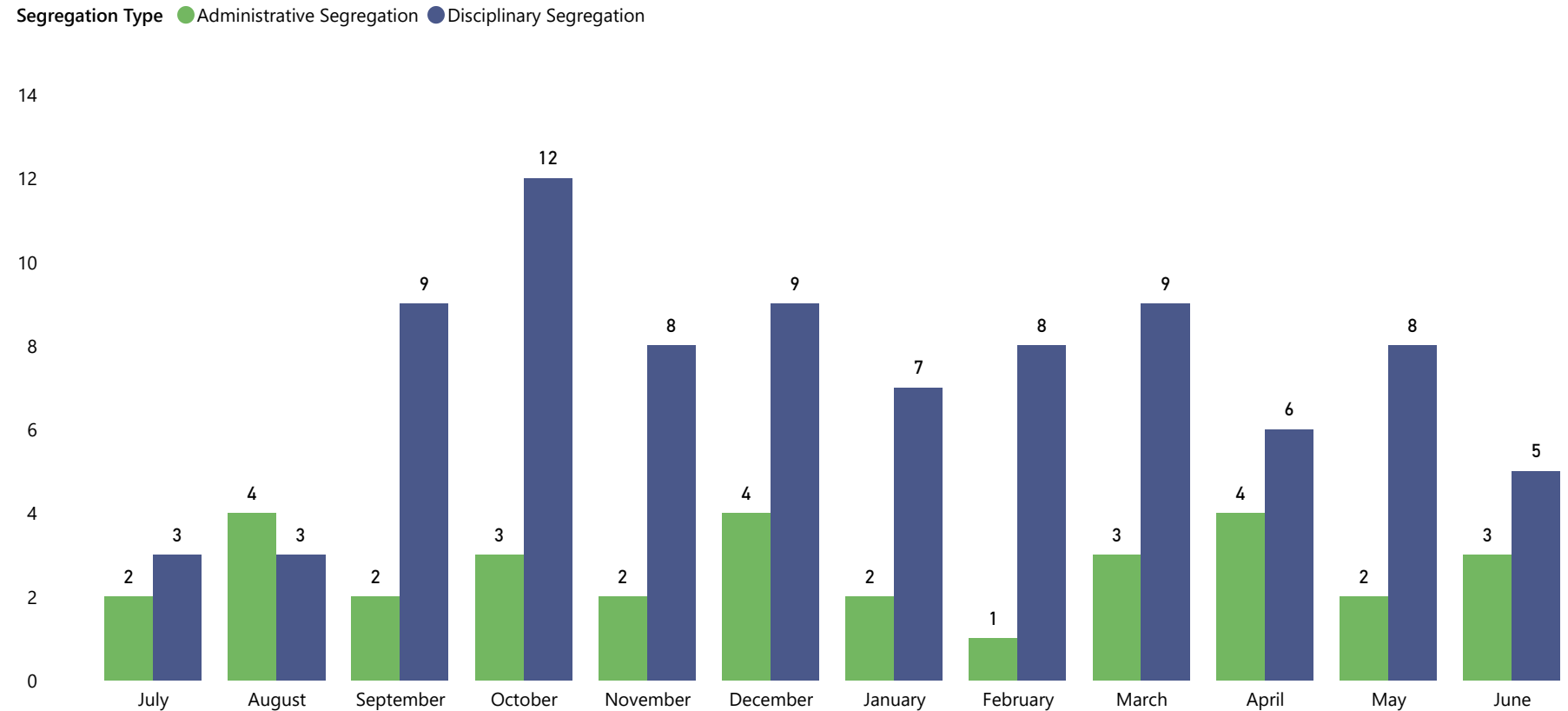


# VT DOC Segregation Report:

## FY23 Medical Information

### Individuals with SFI Designation Only

FY23 SFI Designated Only: Type of Segregation Placement



119

Total Segregation Placements for Individuals with SFI Designation this FY

38

Total Incarcerated Individuals with SFI Designation Placed in Segregation this FY

4

Median Length of Segregation Placements for Individuals with SFI Designation this FY (Days)\*

NOTE: For a monthly snapshot of segregation placements and lengths of placements each month, individuals who are in segregation as of the last day of the month have an end date listed for the last day of the month. This information is updated once the individual is released from segregation in the following month(s). Each month's length of segregation information can include data from the previous month(s).

\*Due to outliers in the data, a median was used in place of an average for length of segregation placements this month. A median is the middle value in a range of numbers, where 50% of the population falls above this number and 50% of the population falls below this number.

# VT DOC Segregation Report:

## FY23 Medical Information

### Individuals with SFI Designation Only

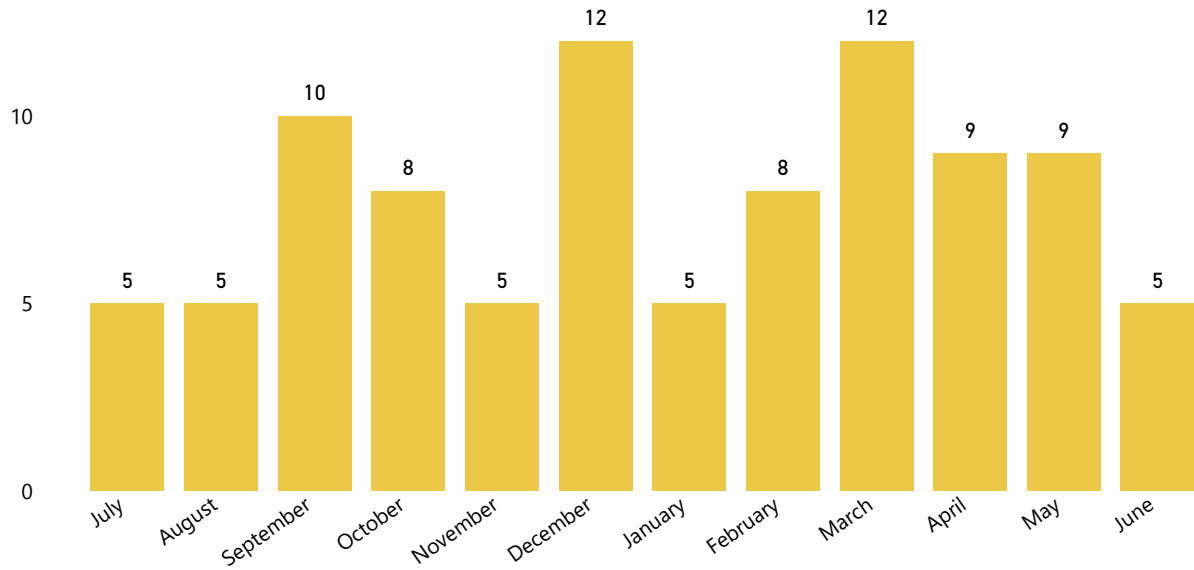
FY23 SFI Designated Only: Reason for Segregation Placement by Month

Month Reason for Placement	July		August		September		October		November		December		January		February		March		April		May		June		Total	
	#	%	#	%	#	%	#	%	#	%	#	%	#	%	#	%	#	%	#	%	#	%	#	%	#	%
Close Custody	1	20.0%	1	14.3%	1	9.1%												2	20.0%	1	10.0%			<b>6</b>	<b>5.0%</b>	
Danger to Others									1	10.0%	1	7.7%					2	16.7%	1	10.0%	1	10.0%			<b>6</b>	<b>5.0%</b>
Pending Investigation							1	6.7%																<b>1</b>	<b>0.8%</b>	
Pre-Hearing Disciplinary Segregation Placement	1	20.0%	2	28.6%			1	6.7%			1	7.7%												<b>5</b>	<b>4.2%</b>	
Protective Custody			1	14.3%	1	9.1%			1	10.0%	2	15.4%	1	11.1%								2	25.0%	<b>8</b>	<b>6.7%</b>	
Refusing General Population Placement							2	13.3%					2	22.2%								1	12.5%	<b>5</b>	<b>4.2%</b>	
Threat to Security/ Operations of Facility													2	22.2%	1	11.1%	2	16.7%	1	10.0%				<b>6</b>	<b>5.0%</b>	
Violated VT DOC Rule - Disrupted Facility Operations			1	14.3%	4	36.4%	4	26.7%	2	20.0%	3	23.1%	3	33.3%	5	55.6%	2	16.7%	3	30.0%	5	50.0%	3	37.5%	<b>35</b>	<b>29.4%</b>
Violated VT DOC Rule - Other							2	13.3%	1	10.0%	1	7.7%			1	11.1%	5	41.7%			2	20.0%	1	12.5%	<b>13</b>	<b>10.9%</b>
Violated VT DOC Rule - Violent in Nature	3	60.0%	2	28.6%	5	45.5%	5	33.3%	5	50.0%	5	38.5%	1	11.1%	2	22.2%	1	8.3%	3	30.0%	1	10.0%	1	12.5%	<b>34</b>	<b>28.6%</b>
<b>Total</b>	<b>5</b>	<b>100.0%</b>	<b>7</b>	<b>100.0%</b>	<b>11</b>	<b>100.0%</b>	<b>15</b>	<b>100.0%</b>	<b>10</b>	<b>100.0%</b>	<b>13</b>	<b>100.0%</b>	<b>9</b>	<b>100.0%</b>	<b>9</b>	<b>100.0%</b>	<b>12</b>	<b>100.0%</b>	<b>10</b>	<b>100.0%</b>	<b>10</b>	<b>100.0%</b>	<b>8</b>	<b>100.0%</b>	<b>119</b>	<b>100.0%</b>

NOTE: For a monthly snapshot of segregation placements and lengths of placements each month, individuals who are in segregation as of the last day of the month have an end date listed for the last day of the month. This information is updated once the individual is released from segregation in the following month(s). Each month's length of segregation information can include data from the previous month(s).

Reasons are provided for each segregation placement. See page 2 for definitions/explanations of these reasons.

FY23 SFI Designation Only: Segregation Placements-Needed Medical Care in Segregation

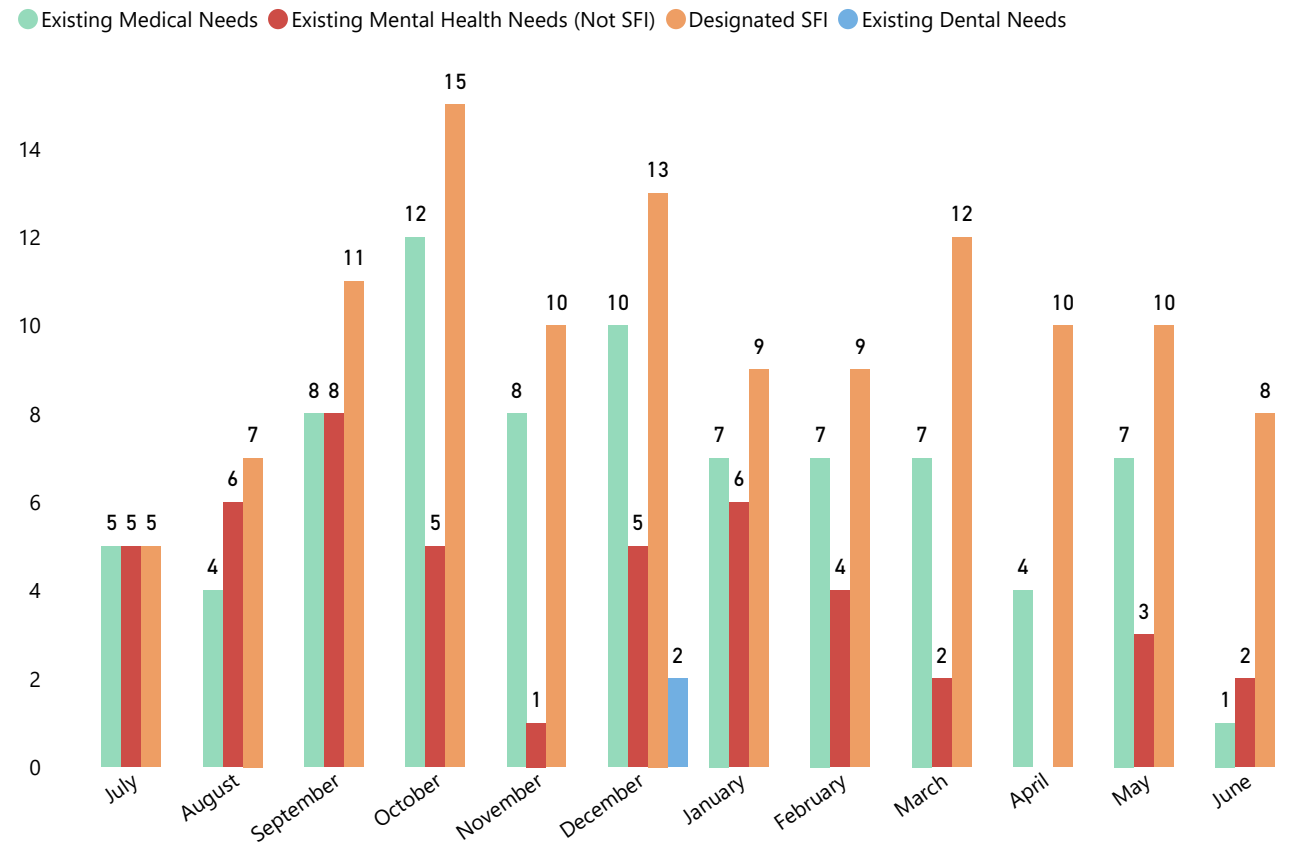


0

Incident(s) of Self-Harm for Individuals in Segregation this Fiscal Year

# VT DOC Segregation Report: FY23 Medical Information Individuals with SFI Designation Only

FY23 SFI Designation Only: Segregation Placements-Existing Medical/Mental Health Needs\*



\*Individuals can receive more than one type of medical/mental health care while in segregation. Thus, this figure does not indicate unique individuals, but rather the number of various types of medical/mental health services utilized in segregation each month in FY22. Medical care is given to all those who need and/or request it while in segregation.

# VT DOC Segregation Report: FY23 Demographic Information

## 1148

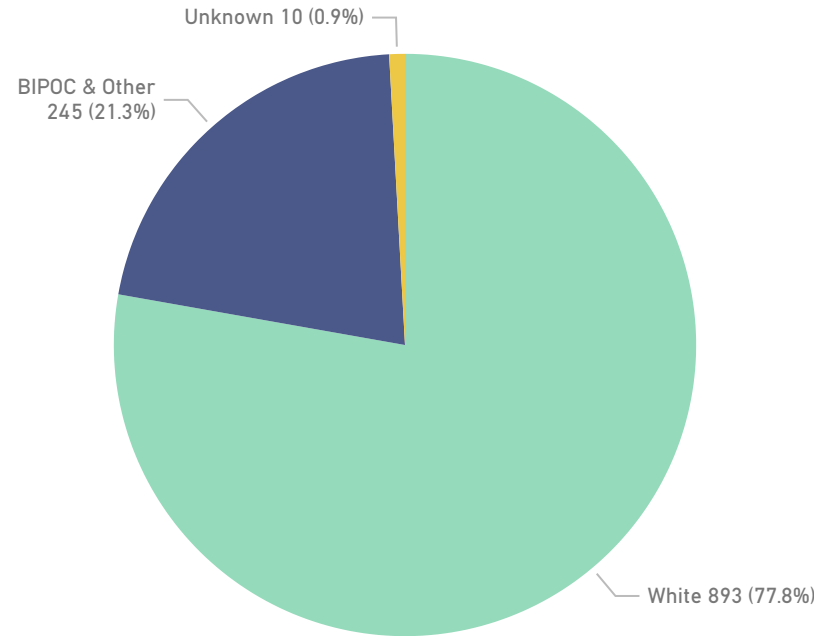
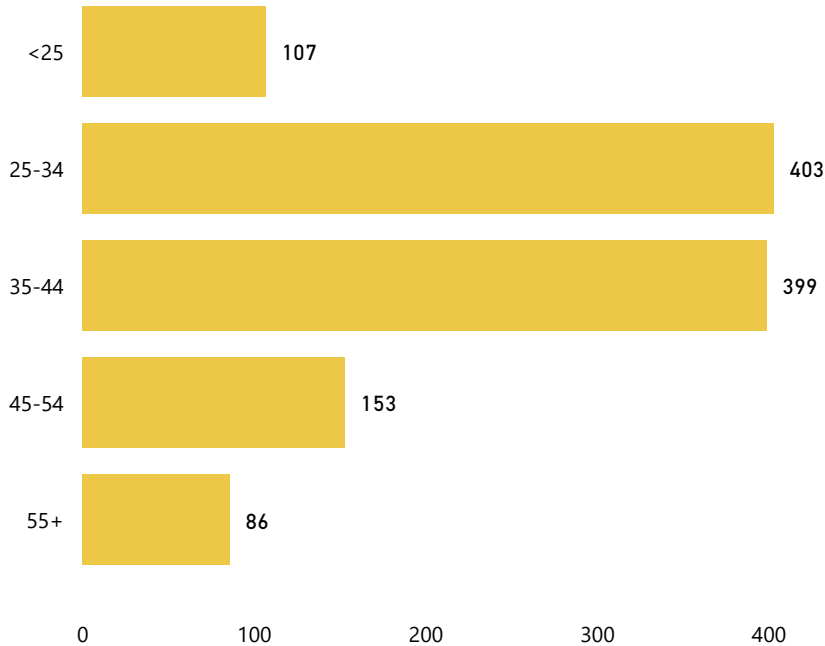
Total Incarcerated Individuals Placed in Segregation this FY

FY23 Unique Individuals in Segregation by Race

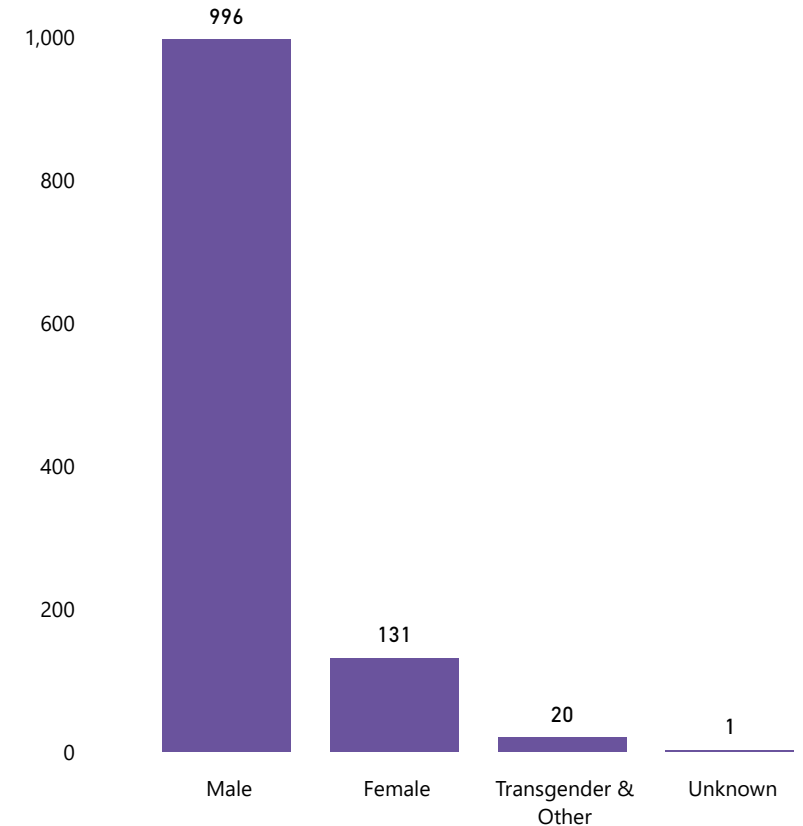
## 13.9%

Of Incarcerated Individuals Placed in Segregation this FY Identify as Hispanic, Latinx, or Spanish

FY23 Unique Individuals in Segregation by Age



FY23 Unique Individuals in Segregation by Gender



\*For incarcerated individuals, those aged 55+ are considered elderly due to early onset and more rapid progression of many chronic conditions when compared to the general population where 65+ is considered elderly. The figure above depicts this elderly incarcerated population with the category "55+".

# VT DOC Segregation Report: FY23 Demographic Information

## Race Information

Unique Individuals: Type of Segregation Placement by Race and Month

Month Segregation Type	July		August		September		October		November		December		January		February		March		April		May		June		Total	
	#	%	#	%	#	%	#	%	#	%	#	%	#	%	#	%	#	%	#	%	#	%	#	%	#	%
<b>Administrative Segregation</b>	<b>61</b>	<b>31.9%</b>	<b>90</b>	<b>45.7%</b>	<b>77</b>	<b>40.1%</b>	<b>82</b>	<b>39.8%</b>	<b>67</b>	<b>34.7%</b>	<b>69</b>	<b>39.0%</b>	<b>58</b>	<b>35.4%</b>	<b>53</b>	<b>32.5%</b>	<b>77</b>	<b>35.8%</b>	<b>107</b>	<b>47.1%</b>	<b>76</b>	<b>38.0%</b>	<b>86</b>	<b>38.9%</b>	<b>569</b>	<b>49.6%</b>
BIPOC & Other	16	8.4%	25	12.7%	19	9.9%	25	12.1%	12	6.2%	15	8.5%	11	6.7%	11	6.7%	14	6.5%	26	11.5%	17	8.5%	13	5.9%	129	11.2%
Unknown							1	0.5%	1	0.5%	1	0.6%	1	0.6%			2	0.9%	1	0.4%	2	1.0%	1	0.5%	8	0.7%
White	45	23.6%	65	33.0%	58	30.2%	56	27.2%	54	28.0%	53	29.9%	46	28.0%	42	25.8%	61	28.4%	80	35.2%	57	28.5%	72	32.6%	432	37.6%
<b>Disciplinary Segregation</b>	<b>145</b>	<b>75.9%</b>	<b>112</b>	<b>56.9%</b>	<b>121</b>	<b>63.0%</b>	<b>140</b>	<b>68.0%</b>	<b>133</b>	<b>68.9%</b>	<b>114</b>	<b>64.4%</b>	<b>116</b>	<b>70.7%</b>	<b>118</b>	<b>72.4%</b>	<b>146</b>	<b>67.9%</b>	<b>134</b>	<b>59.0%</b>	<b>134</b>	<b>67.0%</b>	<b>141</b>	<b>63.8%</b>	<b>832</b>	<b>72.5%</b>
BIPOC & Other	39	20.4%	26	13.2%	34	17.7%	38	18.4%	28	14.5%	20	11.3%	24	14.6%	28	17.2%	32	14.9%	35	15.4%	29	14.5%	34	15.4%	178	15.5%
Unknown			1	0.5%			2	1.0%	1	0.5%					2	0.9%							1	0.5%	4	0.3%
White	106	55.5%	85	43.1%	87	45.3%	100	48.5%	104	53.9%	94	53.1%	92	56.1%	90	55.2%	112	52.1%	99	43.6%	105	52.5%	106	48.0%	650	56.6%
<b>Total</b>	<b>191</b>	<b>100.0%</b>	<b>197</b>	<b>100.0%</b>	<b>192</b>	<b>100.0%</b>	<b>206</b>	<b>100.0%</b>	<b>193</b>	<b>100.0%</b>	<b>177</b>	<b>100.0%</b>	<b>164</b>	<b>100.0%</b>	<b>163</b>	<b>100.0%</b>	<b>215</b>	<b>100.0%</b>	<b>227</b>	<b>100.0%</b>	<b>200</b>	<b>100.0%</b>	<b>221</b>	<b>100.0%</b>	<b>1148</b>	<b>100.0%</b>

This table displays information for unique individuals placed in segregation each month. so individuals placed in segregation multiple months this fiscal year are shown for each month in which they were placed in segregation.

# VT DOC Segregation Report: FY23 Demographic Information

## Hispanic/Latinx/Spanish Information

Unique Individuals: Type of Segregation Placement by Hispanic/Latinx/Spanish Identification and Month

Month Segregation Type	July		August		September		October		November		December		January		February		March		April		May		June		Total	
	#	%	#	%	#	%	#	%	#	%	#	%	#	%	#	%	#	%	#	%	#	%	#	%	#	%
<b>Administrative Segregation</b>	<b>61</b>	<b>31.9%</b>	<b>90</b>	<b>45.7%</b>	<b>77</b>	<b>40.1%</b>	<b>82</b>	<b>39.8%</b>	<b>67</b>	<b>34.7%</b>	<b>69</b>	<b>39.0%</b>	<b>58</b>	<b>35.4%</b>	<b>53</b>	<b>32.5%</b>	<b>77</b>	<b>35.8%</b>	<b>107</b>	<b>47.1%</b>	<b>76</b>	<b>38.0%</b>	<b>86</b>	<b>38.9%</b>	<b>569</b>	<b>49.6%</b>
Hispanic/Latinx/Spanish	9	4.7%	22	11.2%	8	4.2%	21	10.2%	12	6.2%	9	5.1%	11	6.7%	12	7.4%	9	4.2%	18	7.9%	12	6.0%	9	4.1%	<b>77</b>	<b>6.7%</b>
Not Hispanic/Latinx/Spanish	52	27.2%	68	34.5%	69	35.9%	61	29.6%	55	28.5%	60	33.9%	47	28.7%	41	25.2%	68	31.6%	89	39.2%	64	32.0%	77	34.8%	<b>494</b>	<b>43.0%</b>
<b>Disciplinary Segregation</b>	<b>145</b>	<b>75.9%</b>	<b>112</b>	<b>56.9%</b>	<b>121</b>	<b>63.0%</b>	<b>140</b>	<b>68.0%</b>	<b>133</b>	<b>68.9%</b>	<b>114</b>	<b>64.4%</b>	<b>116</b>	<b>70.7%</b>	<b>118</b>	<b>72.4%</b>	<b>146</b>	<b>67.9%</b>	<b>134</b>	<b>59.0%</b>	<b>134</b>	<b>67.0%</b>	<b>141</b>	<b>63.8%</b>	<b>832</b>	<b>72.5%</b>
Hispanic/Latinx/Spanish	20	10.5%	10	5.1%	17	8.9%	23	11.2%	17	8.8%	11	6.2%	13	7.9%	15	9.2%	17	7.9%	14	6.2%	14	7.0%	14	6.3%	<b>86</b>	<b>7.5%</b>
Not Hispanic/Latinx/Spanish	125	65.4%	102	51.8%	104	54.2%	117	56.8%	116	60.1%	103	58.2%	103	62.8%	103	63.2%	129	60.0%	120	52.9%	121	60.5%	127	57.5%	<b>753</b>	<b>65.6%</b>
<b>Total</b>	<b>191</b>	<b>100.0%</b>	<b>197</b>	<b>100.0%</b>	<b>192</b>	<b>100.0%</b>	<b>206</b>	<b>100.0%</b>	<b>193</b>	<b>100.0%</b>	<b>177</b>	<b>100.0%</b>	<b>164</b>	<b>100.0%</b>	<b>163</b>	<b>100.0%</b>	<b>215</b>	<b>100.0%</b>	<b>227</b>	<b>100.0%</b>	<b>200</b>	<b>100.0%</b>	<b>221</b>	<b>100.0%</b>	<b>1148</b>	<b>100.0%</b>

This table displays information for unique individuals placed in segregation each month. so individuals placed in segregation multiple months this fiscal year are shown for each month in which they were placed in segregation.

# VT DOC Segregation Report: FY23 Demographic Information

## Gender Information

Unique Individuals: Type of Segregation Placement by Gender and Month

Month Segregation Type	July		August		September		October		November		December		January		February		March		April		May		June		Total	
	#	%	#	%	#	%	#	%	#	%	#	%	#	%	#	%	#	%	#	%	#	%	#	%	#	%
<b>Administrative Segregation</b>	<b>61</b>	<b>31.9%</b>	<b>90</b>	<b>45.7%</b>	<b>77</b>	<b>40.1%</b>	<b>82</b>	<b>39.8%</b>	<b>67</b>	<b>34.7%</b>	<b>69</b>	<b>39.0%</b>	<b>58</b>	<b>35.4%</b>	<b>53</b>	<b>32.5%</b>	<b>77</b>	<b>35.8%</b>	<b>107</b>	<b>47.1%</b>	<b>76</b>	<b>38.0%</b>	<b>86</b>	<b>38.9%</b>	<b>569</b>	<b>49.6%</b>
Female			2	1.0%	6	3.1%	12	5.8%	10	5.2%	8	4.5%	9	5.5%	11	6.7%	14	6.5%	11	4.8%	7	3.5%	1	0.5%	<b>78</b>	<b>6.8%</b>
Male	58	30.4%	84	42.6%	69	35.9%	67	32.5%	52	26.9%	57	32.2%	47	28.7%	37	22.7%	58	27.0%	93	41.0%	66	33.0%	84	38.0%	<b>474</b>	<b>41.3%</b>
Transgender & Other	3	1.6%	4	2.0%	2	1.0%	3	1.5%	5	2.6%	4	2.3%	2	1.2%	5	3.1%	5	2.3%	3	1.3%	3	1.5%	1	0.5%	<b>17</b>	<b>1.5%</b>
<b>Disciplinary Segregation</b>	<b>145</b>	<b>75.9%</b>	<b>112</b>	<b>56.9%</b>	<b>121</b>	<b>63.0%</b>	<b>140</b>	<b>68.0%</b>	<b>133</b>	<b>68.9%</b>	<b>114</b>	<b>64.4%</b>	<b>116</b>	<b>70.7%</b>	<b>118</b>	<b>72.4%</b>	<b>146</b>	<b>67.9%</b>	<b>134</b>	<b>59.0%</b>	<b>134</b>	<b>67.0%</b>	<b>141</b>	<b>63.8%</b>	<b>832</b>	<b>72.5%</b>
Female	13	6.8%	7	3.6%	11	5.7%	8	3.9%	5	2.6%	12	6.8%	13	7.9%	12	7.4%	17	7.9%	12	5.3%	12	6.0%	13	5.9%	<b>77</b>	<b>6.7%</b>
Male	128	67.0%	104	52.8%	108	56.3%	130	63.1%	125	64.8%	99	55.9%	100	61.0%	103	63.2%	123	57.2%	116	51.1%	118	59.0%	126	57.0%	<b>739</b>	<b>64.4%</b>
Transgender & Other	4	2.1%	1	0.5%	2	1.0%	2	1.0%	3	1.6%	3	1.7%	3	1.8%	3	1.8%	5	2.3%	5	2.2%	4	2.0%	2	0.9%	<b>15</b>	<b>1.3%</b>
Unknown																	1	0.5%	1	0.4%					<b>1</b>	<b>0.1%</b>
<b>Total</b>	<b>191</b>	<b>100.0%</b>	<b>197</b>	<b>100.0%</b>	<b>192</b>	<b>100.0%</b>	<b>206</b>	<b>100.0%</b>	<b>193</b>	<b>100.0%</b>	<b>177</b>	<b>100.0%</b>	<b>164</b>	<b>100.0%</b>	<b>163</b>	<b>100.0%</b>	<b>215</b>	<b>100.0%</b>	<b>227</b>	<b>100.0%</b>	<b>200</b>	<b>100.0%</b>	<b>221</b>	<b>100.0%</b>	<b>1148</b>	<b>100.0%</b>

This table displays information for unique individuals placed in segregation each month. so individuals placed in segregation multiple months this fiscal year are shown for each month in which they were placed in segregation. Those who identify as "female", "transgender", or "other" were combined in one category due to the low number of individuals with those gender identifications placed in segregation each month.