

Vermont Department of Corrections:

In-State Incarcerated Individuals Release Report 1/1/2022 - 9/30/2022

This report includes all incarcerated individuals who have been released from Vermont in-state correctional facilities for the date range listed above. An individual may be incarcerated more than once during this time; moreover, multiple releases for the same arrest are not included in this report. Only incarcerated individuals' first release is included in the report. See below and the next page for an explanation of the information contained in this report.

Releasing Individuals from Incarceration:

Convicted individuals are sentenced to serve a minimum and maximum term by the court for each crime they commit. Individuals may be housed past their minimum release date but must be released by their maximum release date. Individuals with a "sentenced only" booking status (without detained, hold status) are eligible for release by the authority of the Commissioner of Corrections. All other booking statuses require action by another authority (such as the court) for release. See below for explanations of why an individual might be released from incarceration and the booking status(es) to which this reason might apply.

Bail Paid: Released from incarceration due to paying required bail amount (Detained status)

Court Order: Released from incarceration by authority of the court (Detained status)

Reached Maximum Release Date: Reached maximum release date and is released into the community, no longer under DOC supervision (Sentenced & Detained statuses)

Released to Community Supervision: Released from incarceration, but still supervised by the DOC via a probation & parole office (Sentenced & Detained statuses)

Released to US Marshals/Other State: Released to US Marshals/other authority (Hold Status)

Vermont Department of Corrections:

In-State Incarcerated Individuals Release Report 1/1/2022 - 9/30/2022

This report includes all incarcerated individuals who have been released from *Vermont in-state correctional facilities for the date range listed above*. An individual may be incarcerated more than once during this time; moreover, multiple releases for the same arrest are not included in this report. Only incarcerated individuals' first release is included in the report. See below and the next page for an explanation of the information contained in this report.

Booking Statuses:

The following list describes the booking status for individuals incarcerated in VT correctional facilities (either in-state or out-of-state). Booking Status indicates the individual's circumstance relative to their court case.

Sentenced Statuses:

- Sentenced: convicted of crime(s)
- Sentenced/Detained: convicted of crime(s) and held pre-trial for other crime(s)
- Sentenced W/Hold: convicted of crime(s) and held for US Marshals or other jurisdiction
- Sentenced/Detained W/Hold: (rare) convicted of crime(s), held pre-trial for other crime(s), and held for US Marshals or other jurisdiction

Detained Statuses:

- Detained: awaiting conviction for crime(s)
- Detained W/Hold: awaiting conviction for crime(s) and held for US Marshals or other jurisdiction

Hold Status:

Hold: being held for US Marshals or other jurisdiction

NOTE: Individuals in each booking status are considered in the custody of the Commissioner of Corrections. The Commissioner has authority to make release decisions for incarcerated individuals with a "sentenced only" booking status consistent with the law and taking public safety into consideration. All other booking statuses require action by another authority (e.g. the court), to release a person from incarceration.

Crime Types:

Incarcerated individuals are classified into different Crime Types based on the most serious crime for which they are sentenced, detained, or held. For example, 01:Fel./Serious. The number (e.g., 01) indicates the severity of the crime ranked from 01-11 from most severe to least severe. Next, the Crime Type displays whether the most serious crime was a felony (Fel.) or misdemeanor (Misd.). Finally, the category of crime is provided (e.g., Serious). See below for examples of each Crime Type. Each individual is counted once in the crime type data.

Crime Type Examples:

- 01:Fel./Serious:** Aggravated Assault, Aggravated Sexual Assault, Murder
- 02:Fel./Person:** Assault and Robbery, Lewd and Lascivious
- 03:Fel./Property:** Burglary Occupied, Grand Larceny, Arson
- 04:Fel./Drug:** Dealing, Trafficking, Possession and Sale
- 05:Fel./MotorV:** DUI 3 or more
- 06:Fel./Other:** Obstruction of Justice, Fugitive
- 07:Misd./Person:** Domestic Assault, Simple Assault
- 08:Misd./Property:** Unlawful Trespass, Retail Theft
- 09:Misd./Drug:** Possession of drugs
- 10:Misd./MotorV:** Careless and Negligent Operation
- 11:Misd./Other:** Violations Conditions of Release

VT DOC: In-State Incarcerated Individuals Release Report 1/1/2022 - 9/30/2022

This report includes all incarcerated individuals who have been released from Vermont in-state correctional facilities for the date range listed above. An individual may be incarcerated more than once during this time; moreover, multiple releases for the same arrest are not included in this report. Only incarcerated individuals' first release is included in the report. See below and the next page for an explanation of the information contained in this report.

Race Data:

In this report, race data are categorized as follows:

- American Indian/Alaskan Native: "AmerIndian/ AlaskanNative"
- Asian/ Pacific Islander: "Asian/ Paclslander"
- Black or African American: "Black"
- White: "White"
- Some Other Race/ Unknown: "Other/ Unknown"

Some race categories are combined due to the low number of individuals who identify with these races. In some instances, individuals who identify as American Indian/Alaskan Native, Asian, Black or African American, and/or Pacific Islander were combined and indicated by the acronym "BIPOC", which means Black, Indigenous, and people of color. Some Other Race and Unknown were collapsed as neither provide information of the race with which the individual identifies.

Hispanic, Latinx, or Spanish Identification is captured with a separate yes/no identification.

Both Race and Hispanic, Latinx, or Spanish Identification require a selection.

Gender Data:

In this report, gender data are categorized as follows:

- Cisgender Female: Sex female, identifies female ("Female")
- Cisgender Male: Sex male, identifies male ("Male")
- Transgender Female: Sex male, identifies female ("Transgender")
- Transgender Male: Sex female, identifies male ("Transgender")
- Intersex: A term referring to people who have physical markers that differ from the medical definitions of male or female ("Intersex")
- Other: Individuals who do not identify with any of the above gender categories ("Other")

NOTE: Transgender Female, Transgender Male, and Other were combined into one category: "Transgender/Other" for this report due to low numbers of individuals who identify with these genders. When applicable, Unknown was also added to this category. For more information regarding Gender Identification, Care, and Custody for all Vermont incarcerated individuals (in-state and out-of-state), see [DOC Directive 423.01: Gender Identification, Care, and Custody \(hyperlinked here\)](#).

VT Department of Corrections: Release Report

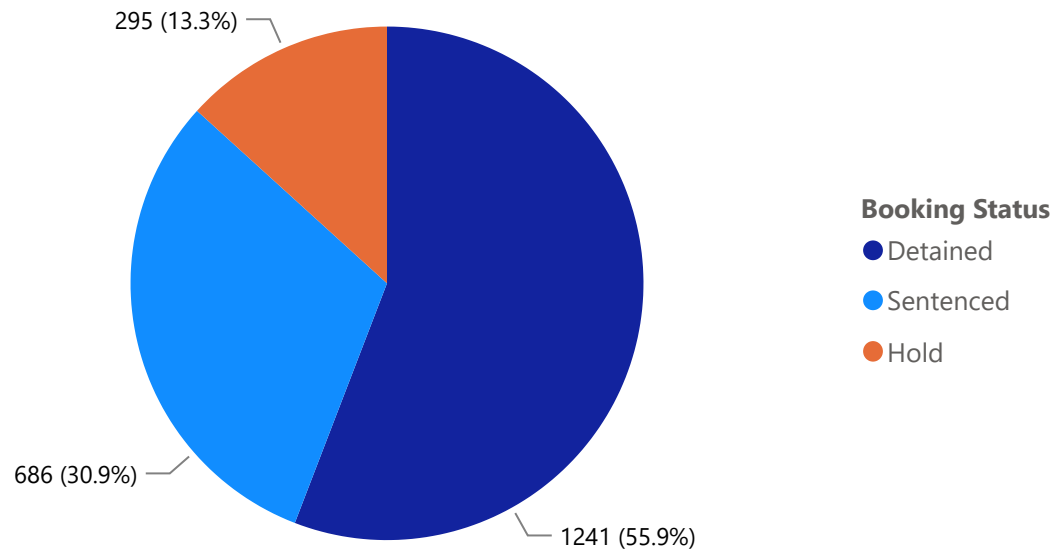
Individuals Released

This section of the report includes the number of individuals who have been **released from Vermont in-state correctional facilities**. Some individuals were released multiple times during this time period. The following section (pages 5-7) of this report contain information for only their first release.

VT DOC: In-State Incarcerated Individuals Release Report 1/1/2022 - 9/30/2022

Individuals Released

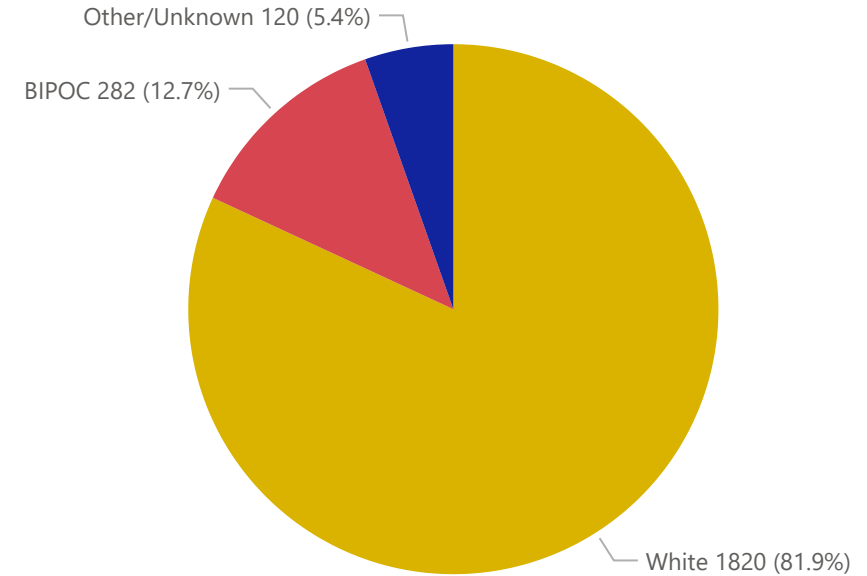
Individuals Released by Booking Status (N=2,222)



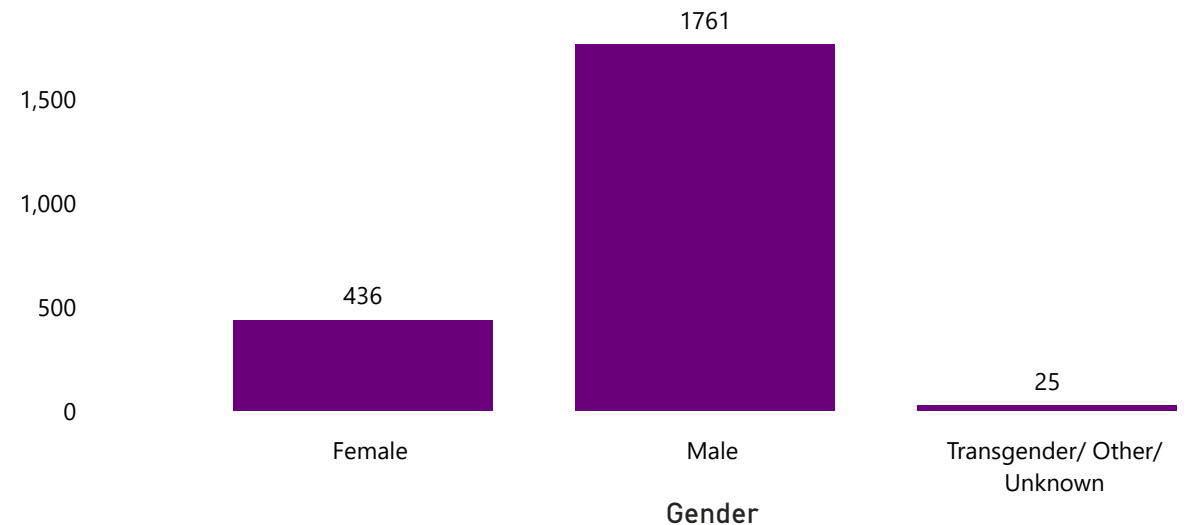
2222 Total individuals were released from VT in-state correctional facilities so far this calendar year:

- 1241** had a **Detained** status
- 686** had a **Sentenced** status
- 295** had a **Hold** status

Individuals Released by Race (N=2,222)



Individuals Released by Gender (N=2,222)

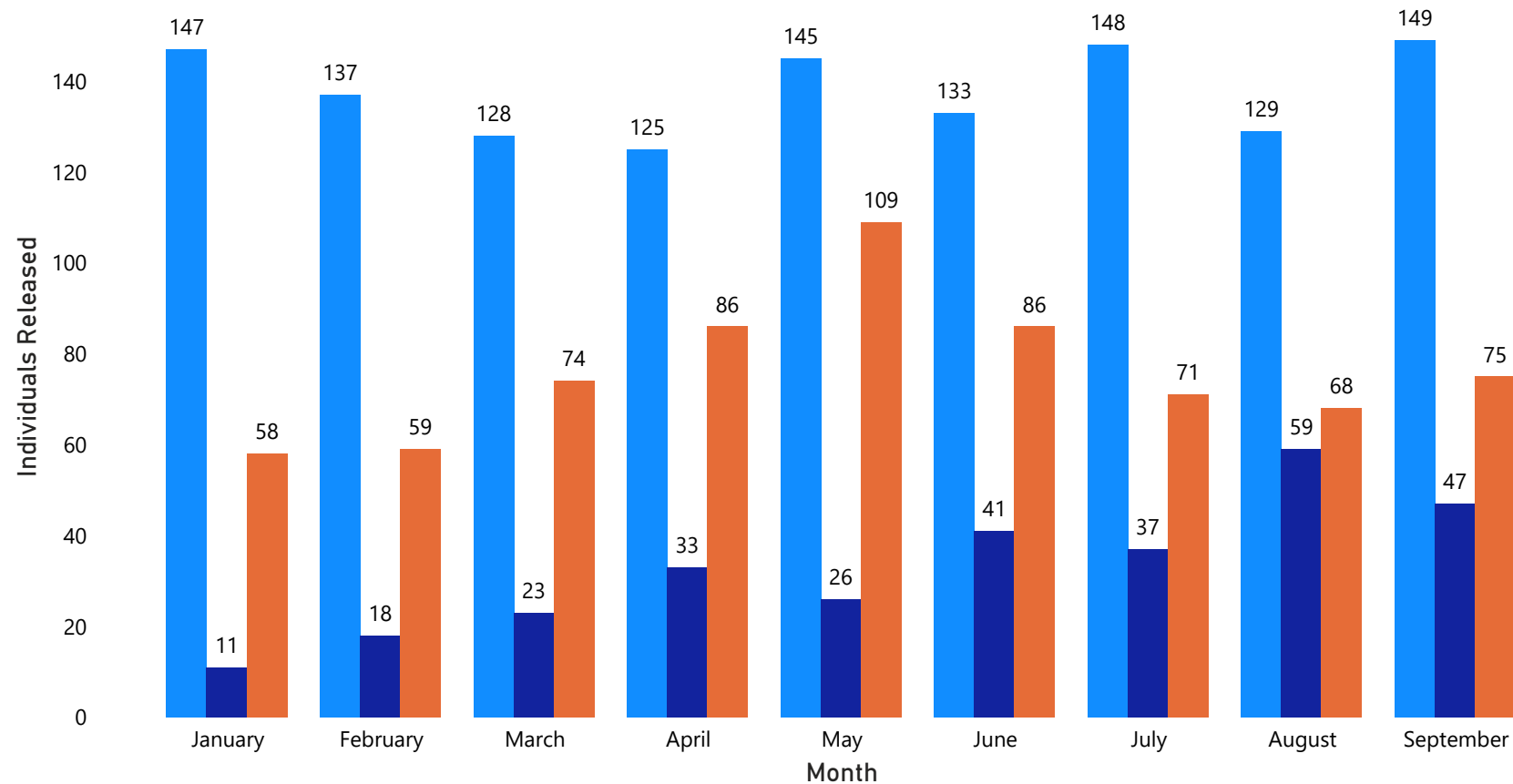


Vermont Department of Corrections: In-State Incarcerated Individuals Release Report 1/1/2022 - 9/30/2022

Individuals Released

Incarcerated Individuals Released by Month and Booking Status (N=2,222)

Booking Status ● Detained ● Hold ● Sentenced



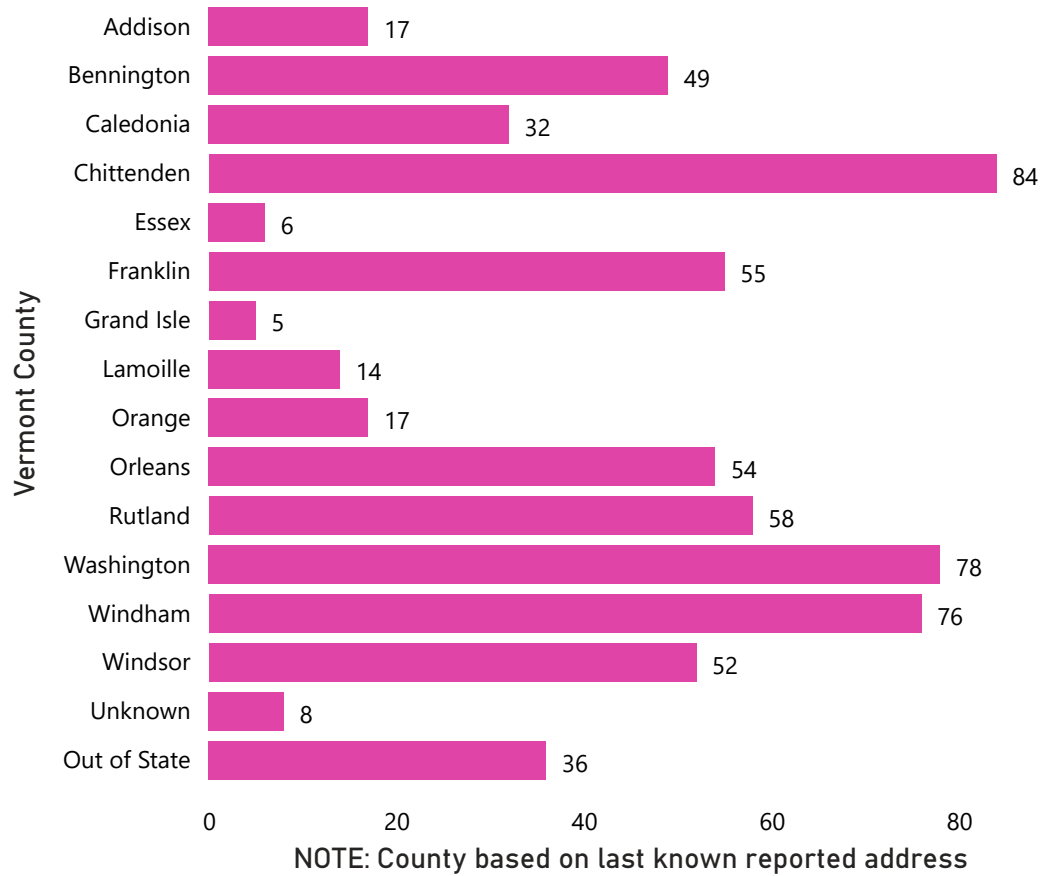
2222

Total incarcerated individuals were released from VT in-state correctional facilities so far this calendar year:

- 216** individuals were released in **January**
- 214** individuals were released in **February**
- 225** individuals were released in **March**
- 244** individuals were released in **April**
- 280** individuals were released in **May**
- 260** individuals were released in **June**
- 256** individuals were released in **July**
- 256** individuals were released in **August**
- 271** individuals were released in **September**

Note: These release numbers only include ***in-state incarcerated individuals*** released during this time. Some individuals were released multiple times during this time period. However, only the month of their first release was included in this graphic.

Sentenced Only Population: Release by County (N=641)



641 Sentenced only (no detained, hold status) individuals were released so far this calendar year

These were derived from:

- 2222** Total incarcerated individuals released
- 686** Individuals with a sentenced status were released
- 641** Sentenced only individuals (no detained, hold status) were released

VT Department of Corrections: Sentenced Only Population Releases 1/1/2022 - 9/30/2022

Sentenced Only Population: Release Reasons by Crime Type (N=641)

Release Reason Crime Type	Community Supervision		Reached Max Release Date		Total	
	Count	%	Count	%	Count	%
01:Fel./Serious	143	22.3%	25	3.9%	168	26.2%
02:Fel./Person	33	5.1%	2	0.3%	35	5.5%
03:Fel./Property	78	12.2%	17	2.7%	95	14.8%
04:Fel./Drug	21	3.3%	6	0.9%	27	4.2%
05:Fel./MotorV	43	6.7%	7	1.1%	50	7.8%
06:Fel./Other	17	2.7%	2	0.3%	19	3.0%
07:Misd./Person	36	5.6%	37	5.8%	73	11.4%
08:Misd./Property	13	2.0%	28	4.4%	41	6.4%
09:Misd./Drug	6	0.9%	7	1.1%	13	2.0%
10:Misd./MotorV	46	7.2%	39	6.1%	85	13.3%
11:Misd./Other	15	2.3%	20	3.1%	35	5.5%
Total	451	70.4%	190	29.6%	641	100.0%

Crime Type Examples:

01:Fel./Serious: Aggravated Assault, Aggravated Sexual Assault, Murder
 02:Fel./Person: Assault and Robbery, Lewd and Lascivious
 03:Fel./Property: Burglary Occupied, Grand Larceny, Arson
 04:Fel./Drug: Dealing, Trafficking, Possession and Sale
 05:Fel./MotorV: DUI 3 or more
 06:Fel./Other: Obstruction of Justice, Fugitive

07:Misd./Person: Domestic Assault, Simple Assault
 08:Misd./Property: Unlawful Trespass, Retail Theft
 09:Misd./Drug: Possession of drugs
 10:Misd./MotorV: Careless and Negligent Operation
 11:Misd./Other: Violations Conditions of Release

VT Department of Corrections: Release Report

Total Releases & Repeat Individuals

This section of the report includes information for those who have been **released from Vermont in-state correctional facilities multiple times** this year.

The following section (pages 9-12) of this report contain information for:

- Total releases from incarceration during the above date range, including repeat individuals ("Total Releases"); and
- Individuals who have been released multiple times, either for the same arrest or new arrest charges ("Repeat Individuals").

VT DOC: In-State Incarcerated Individuals Release Report 1/1/2022 - 9/30/2022

Total Releases

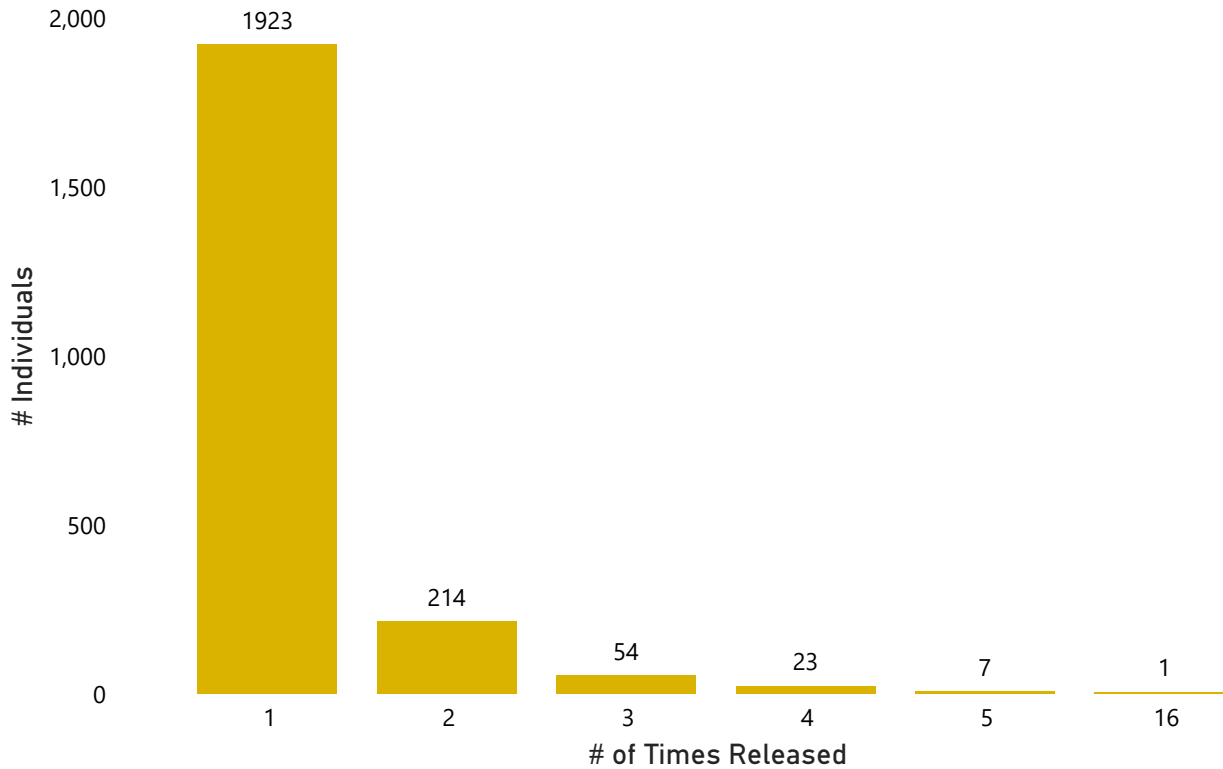
2222

Total Individuals Released from Incarceration

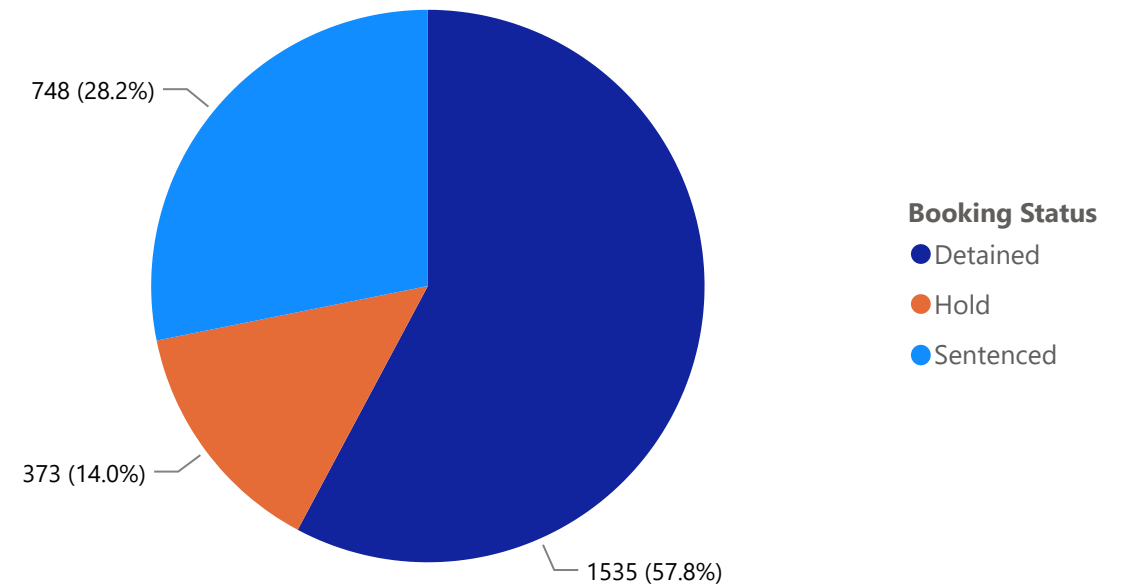
2656

Total Releases from Incarceration

Total Releases: Number of Times Individuals Were Released (N=2,222)



Total Releases by Booking Status (N=2,656)

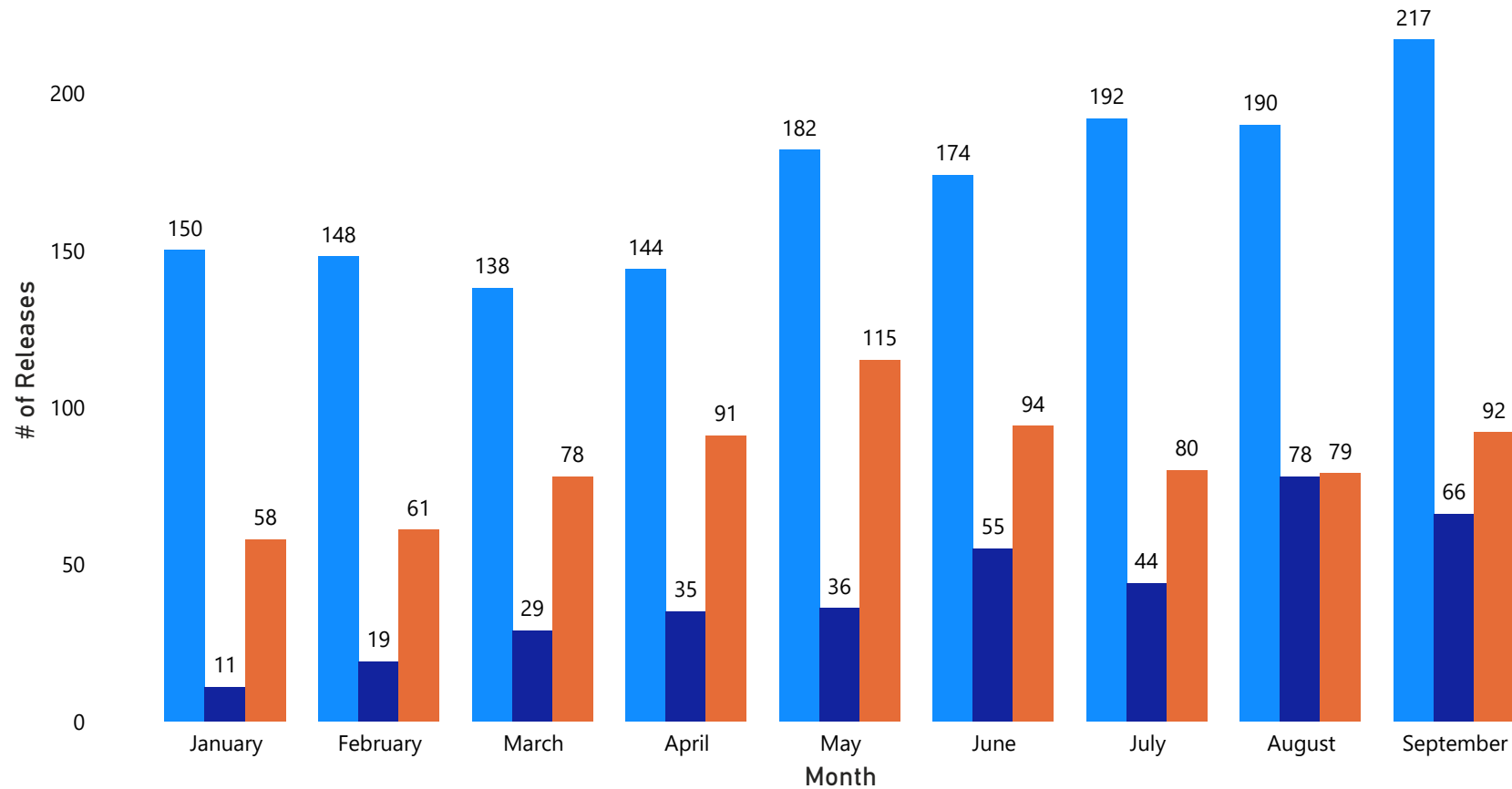


Vermont Department of Corrections: In-State Incarcerated Individuals Release Report 1/1/2022 - 9/30/2022

Total Releases

Total Releases by Month and Booking Status (N=2,656)

Booking Status ● Detained ● Hold ● Sentenced



2656

Total releases from VT in-state correctional facilities so far this calendar year
219 releases occurred in January
228 releases occurred in February
245 releases occurred in March
270 releases occurred in April
333 releases occurred in May
323 releases occurred in June
316 releases occurred in July
347 releases occurred in August
375 releases occurred in September

Note: This graphic indicates the number of releases from ***in-state correctional facilities*** during this period. Some individuals were released more than once during this time period, so this depicts number of releases but NOT the number of individuals released.

VT DOC: In-State Incarcerated Individuals Release Report

1/1/2022 - 9/30/2022

Total Sentenced Releases

Sentenced Population: Total Releases by Facility and Month (N=748)

Facility	January	February	March	April	May	June	July	August	September	Total
CRCF	7	8	9	9	13	9	12	15	10	92
MVRCF	3	6	7	10	15	12	16	8	8	85
NECC	12	15	18	23	20	28	16	11	17	160
NSCF	15	11	13	16	27	18	18	12	29	159
NWSCF	6	2	9	9	11	6	5	11	8	67
SSCF	15	19	22	24	29	21	13	22	20	185
Total	58	61	78	91	115	94	80	79	92	748

748 Sentenced individuals were released so far this calendar year

These include:

- 701** Sentenced only (no detained, hold status)
- 39** Sentenced/Detained
- 8** Sentenced W/Hold

DOC Correctional Facilities Key:

- CRCF = Chittenden Regional Correctional Facility;
- MVRCF = Marble Valley Regional Correctional Facility;
- NECC = Northeast Correctional Complex;
- NSCF = Northern State Correctional Facility;
- NWSCF = Northwest State Correctional Facility;
- SSCF = Southern State Correctional Facility

VT DOC: In-State Incarcerated Individuals Release Report 1/1/2022 - 9/30/2022 Repeat Individuals

299

Individuals Were Released More than Once

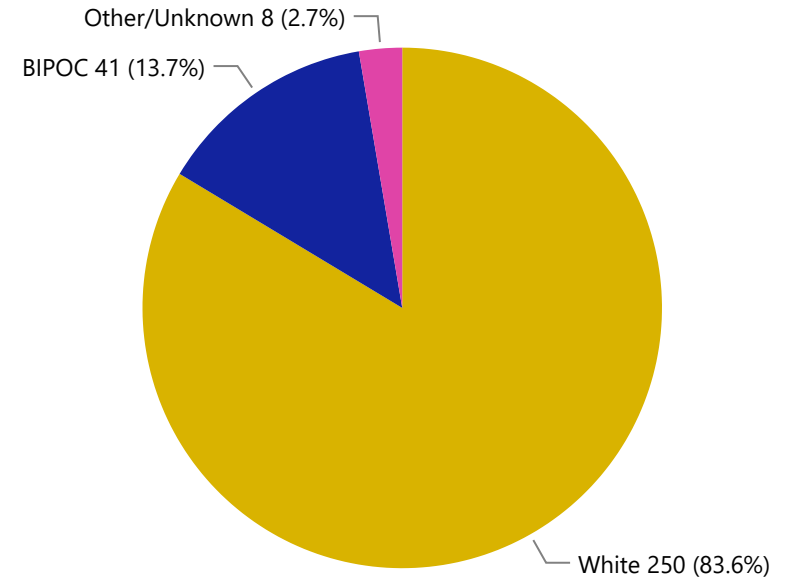
230

Individuals who COMMITTED NEW CRIME(S) Were Released More than Once

69

Individuals who were RETURNED FOR THE SAME CRIME(S) Were Released More than Once

Repeat Individuals Released by Race (N=299)



Repeat Individuals Released by Gender (N=299)

