

Vermont Department of Corrections:

In-State Incarcerated Individuals Release Report 1/1/2023 - 6/30/2023

This report includes all incarcerated individuals who have been released from Vermont in-state correctional facilities for the date range listed above. An individual may be incarcerated more than once during this time; moreover, multiple releases for the same arrest are not included in this report. Only incarcerated individuals' first release is included in the report. See below and the next page for an explanation of the information contained in this report.

Releasing Individuals from Incarceration:

Convicted individuals are sentenced to serve a minimum and maximum term by the court for each crime they commit. Individuals may be housed past their minimum release date but must be released by their maximum release date. Individuals with a "sentenced only" booking status (without detained, hold status) are eligible for release by the authority of the Commissioner of Corrections. All other booking statuses require action by another authority (such as the court) for release. See below for explanations of why an individual might be released from incarceration and the booking status(es) to which this reason might apply.

Bail Paid: Released from incarceration due to paying required bail amount (Detained status)

Court Order: Released from incarceration by authority of the court (Detained status)

Reached Maximum Release Date: Reached maximum release date and is released into the community, no longer under DOC supervision (Sentenced & Detained statuses)

Released to Community Supervision: Released from incarceration, but still supervised by the DOC via a probation & parole office (Sentenced & Detained statuses)

Released to US Marshals/Other State: Released to US Marshals/other authority (Hold Status)

Vermont Department of Corrections:

In-State Incarcerated Individuals Release Report 1/1/2023 - 6/30/2023

This report includes all incarcerated individuals who have been released from *Vermont in-state correctional facilities for the date range listed above*. An individual may be incarcerated more than once during this time; moreover, multiple releases for the same arrest are not included in this report. Only incarcerated individuals' first release is included in the report. See below and the next page for an explanation of the information contained in this report.

Booking Statuses:

The following list describes the booking status for individuals incarcerated in VT correctional facilities (either in-state or out-of-state). Booking Status indicates the individual's circumstance relative to their court case.

Sentenced Statuses:

- Sentenced: convicted of crime(s)
- Sentenced/Detained: convicted of crime(s) and held pre-trial for other crime(s)
- Sentenced W/Hold: convicted of crime(s) and held for US Marshals or other jurisdiction
- Sentenced/Detained W/Hold: (rare) convicted of crime(s), held pre-trial for other crime(s), and held for US Marshals or other jurisdiction

Detained Statuses:

- Detained: awaiting conviction for crime(s)
- Detained W/Hold: awaiting conviction for crime(s) and held for US Marshals or other jurisdiction

Hold Status:

Hold: being held for US Marshals or other jurisdiction

NOTE: Individuals in each booking status are considered in the custody of the Commissioner of Corrections. The Commissioner has authority to make release decisions for incarcerated individuals with a "sentenced only" booking status consistent with the law and taking public safety into consideration. All other booking statuses require action by another authority (e.g. the court), to release a person from incarceration.

Crime Types:

Incarcerated individuals are classified into different Crime Types based on the most serious crime for which they are sentenced, detained, or held. For example, 01:Fel./Serious. The number (e.g., 01) indicates the severity of the crime ranked from 01-11 from most severe to least severe. Next, the Crime Type displays whether the most serious crime was a felony (Fel.) or misdemeanor (Misd.). Finally, the category of crime is provided (e.g., Serious). See below for examples of each Crime Type. Each individual is counted once in the crime type data.

Crime Type Examples:

- 01:Fel./Serious:** Aggravated Assault, Aggravated Sexual Assault, Murder
- 02:Fel./Person:** Assault and Robbery, Lewd and Lascivious
- 03:Fel./Property:** Burglary Occupied, Grand Larceny, Arson
- 04:Fel./Drug:** Dealing, Trafficking, Possession and Sale
- 05:Fel./MotorV:** DUI 3 or more
- 06:Fel./Other:** Obstruction of Justice, Fugitive
- 07:Misd./Person:** Domestic Assault, Simple Assault
- 08:Misd./Property:** Unlawful Trespass, Retail Theft
- 09:Misd./Drug:** Possession of drugs
- 10:Misd./MotorV:** Careless and Negligent Operation
- 11:Misd./Other:** Violations Conditions of Release

VT DOC: In-State Incarcerated Individuals Release Report 1/1/2023 - 6/30/2023

This report includes all incarcerated individuals who have been released from Vermont in-state correctional facilities for the date range listed above. An individual may be incarcerated more than once during this time; moreover, multiple releases for the same arrest are not included in this report. Only incarcerated individuals' first release is included in the report. See below and the next page for an explanation of the information contained in this report.

Race Data:

In this report, race data are categorized as follows:

- American Indian/Alaskan Native: "AmerIndian/ AlaskanNative"
- Asian/ Pacific Islander: "Asian/ Paclslander"
- Black or African American: "Black"
- White: "White"
- Some Other Race: "Other"

Some race categories are combined due to the low number of individuals who identify with these races. In some instances, individuals who identify as American Indian/Alaskan Native, Asian, Black or African American, Pacific Islander, and/or Some Other Race were combined and indicated by the acronym "BIPOC", which means Black, Indigenous, and people of color.

Hispanic, Latinx, or Spanish Identification is captured with a separate yes/no identification.

Both Race and Hispanic, Latinx, or Spanish Identification require a selection.

Gender Data:

In this report, gender data are categorized as follows:

- Cisgender Female: Sex female, identifies female ("Female")
- Cisgender Male: Sex male, identifies male ("Male")
- Transgender Female: Sex male, identifies female ("Transgender")
- Transgender Male: Sex female, identifies male ("Transgender")
- Intersex: A term referring to people who have physical markers that differ from the medical definitions of male or female ("Intersex")
- Other: Individuals who do not identify with any of the above gender categories ("Other")

NOTE: Transgender Female, Transgender Male, Intersex, and Other were combined into one category: "Transgender & Other" for this report due to low numbers of individuals who identify with these genders. When applicable, Unknown was also added to this category. For more information regarding Gender Identification, Care, and Custody for all Vermont incarcerated individuals (in-state and out-of-state), see [DOC Directive 423.01: Gender Identification, Care, and Custody \(hyperlinked here\)](#).

VT Department of Corrections: Release Report

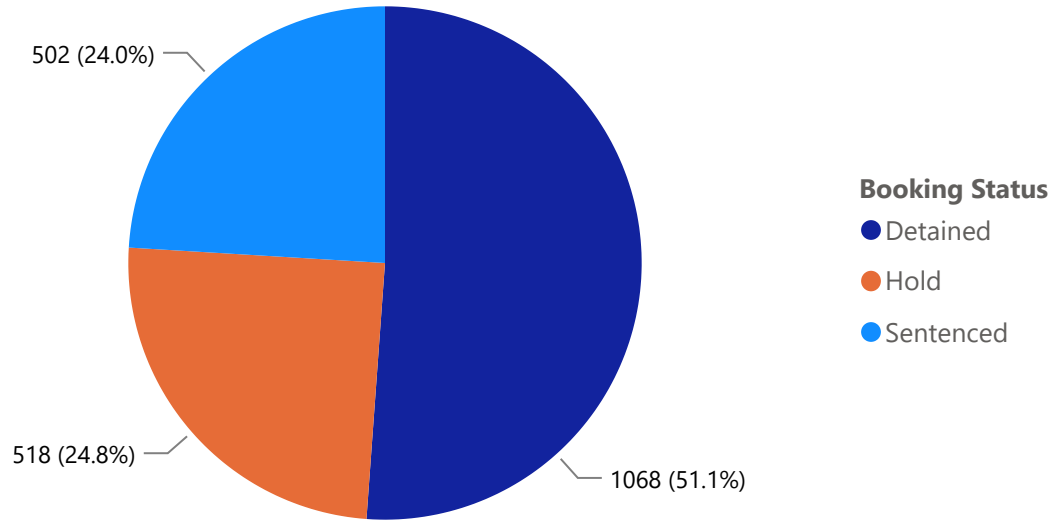
Individuals Released

This section of the report includes the number of individuals who have been **released from Vermont in-state correctional facilities**. Some individuals were released multiple times during this time period. The following section (pages 5-7) of this report contain information for only their first release.

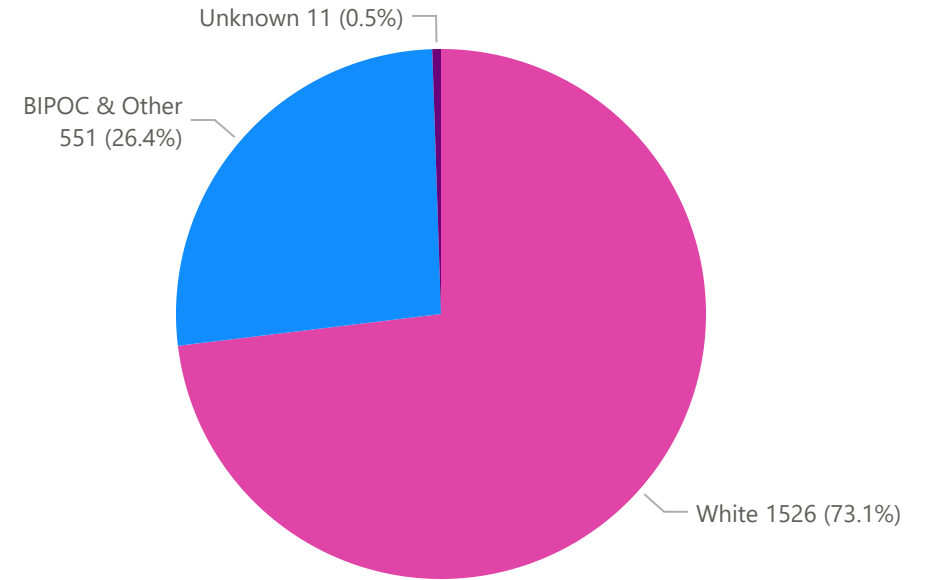
VT DOC: In-State Incarcerated Individuals Release Report 1/1/2023 - 6/30/2023

Individuals Released

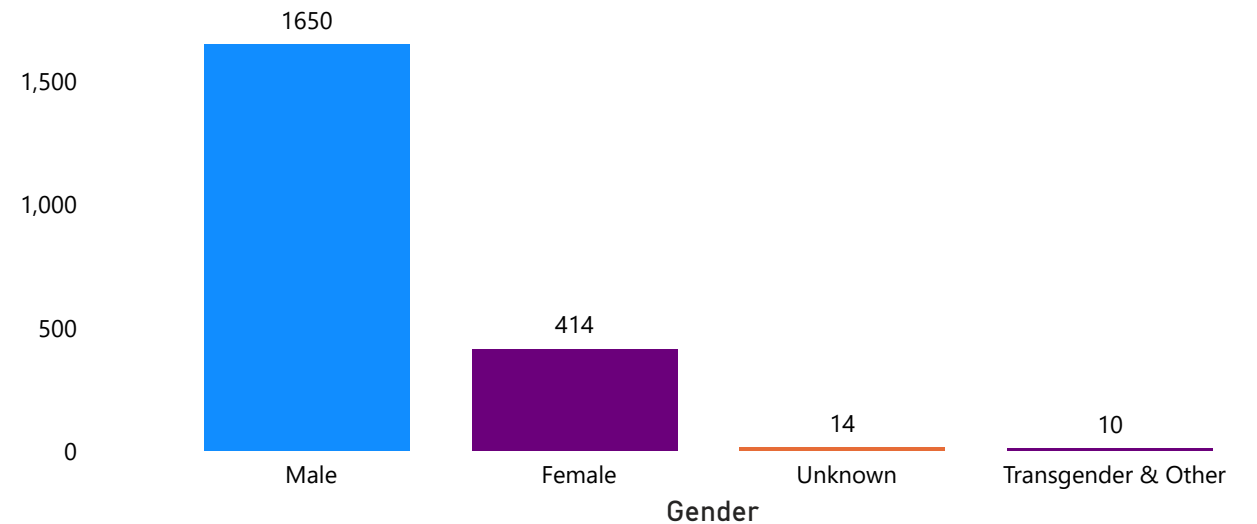
Individuals Released by Booking Status | N= 2088



Individuals Released by Race | N= 2088



Individuals Released by Gender | N= 2088



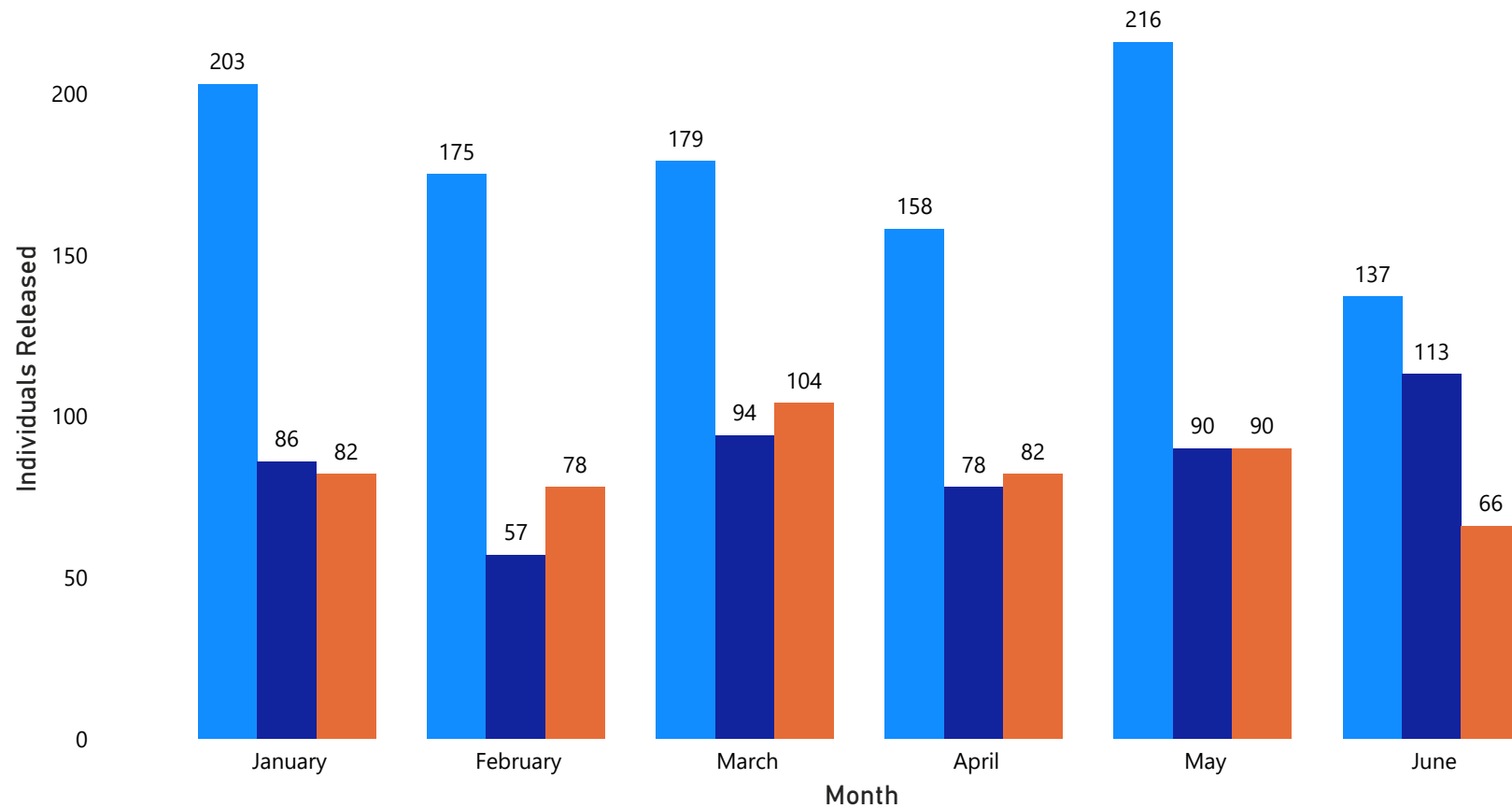
2088 Total individuals were released from VT in-state correctional facilities so far this calendar year:

- 1068** had a **Detained** status
- 502** had a **Sentenced** status
- 518** had a **Hold** status

Vermont Department of Corrections: In-State Incarcerated Individuals Release Report 1/1/2023 - 6/30/2023 Individuals Released

Incarcerated Individuals Released by Month and Booking Status | N= 2088

Booking Status ● Detained ● Hold ● Sentenced



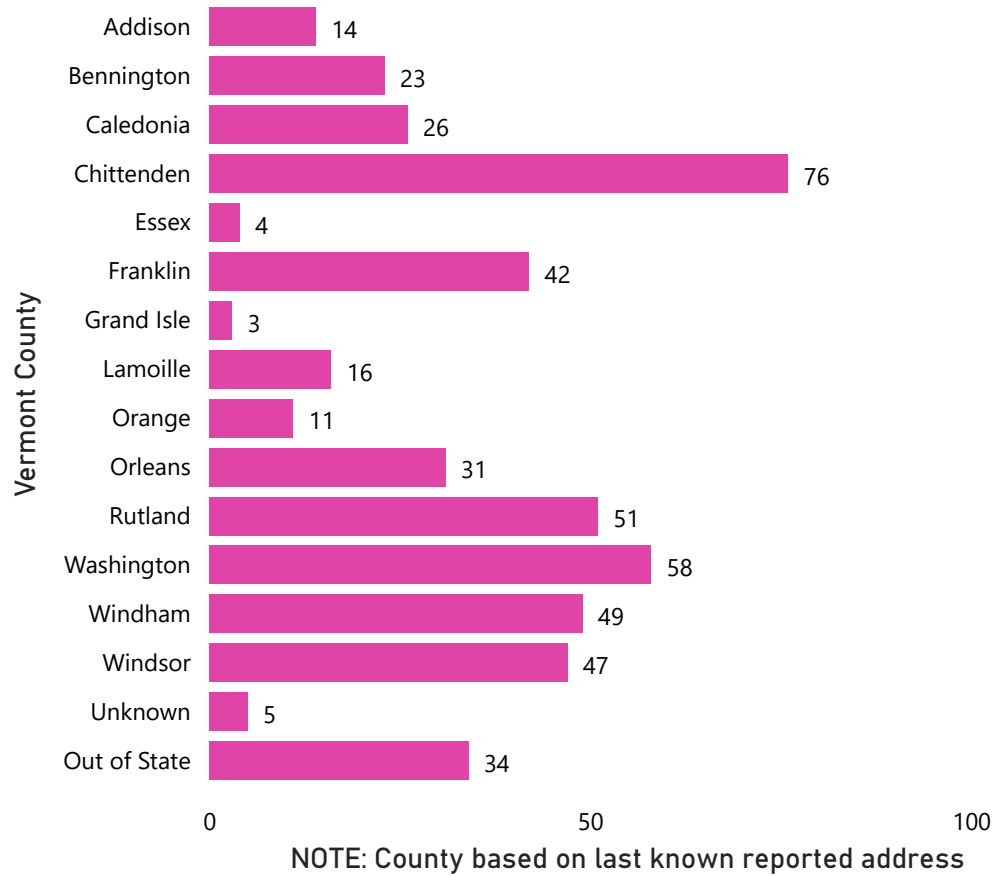
2088

Total incarcerated individuals were released from VT in-state correctional facilities so far this calendar year:

- 371 individuals were released in **January**
- 310 individuals were released in **February**
- 377 individuals were released in **March**
- 318 individuals were released in **April**
- 396 individuals were released in **May**
- 316 individuals were released in **June**

Note: These release numbers only include ***in-state incarcerated individuals*** released during this time. Some individuals were released multiple times during this time period. However, only the month of their first release was included in this graphic.

Sentenced Only Population: Release by County | N= 490



490 Sentenced only (no detained, hold status) individuals were released so far this calendar year

These were derived from:

- 2088** Total incarcerated individuals released
- 502** Individuals with a sentenced status were released
- 490** Sentenced only individuals (no detained, hold status) were released

VT Department of Corrections: Sentenced Only Population Releases 1/1/2023 - 6/30/2023

Sentenced Only Population: Release Reasons by Crime Type | N=490

Release Reason Crime Type	Community Supervision		Reached Max Release Date		Total	
	Count	%	Count	%	Count	%
01:Fel./Serious	101	20.6%	19	3.9%	120	24.5%
02:Fel./Person	26	5.3%	5	1.0%	31	6.3%
03:Fel./Property	53	10.8%	14	2.9%	67	13.7%
04:Fel./Drug	19	3.9%	16	3.3%	35	7.1%
05:Fel./MotorV	49	10.0%	10	2.0%	59	12.0%
06:Fel./Other	12	2.4%	4	0.8%	16	3.3%
07:Misd./Person	24	4.9%	18	3.7%	42	8.6%
08:Misd./Property	2	0.4%	16	3.3%	18	3.7%
09:Misd./Drug	3	0.6%	5	1.0%	8	1.6%
10:Misd./MotorV	52	10.6%	28	5.7%	80	16.3%
11:Misd./Other	6	1.2%	8	1.6%	14	2.9%
Total	347	70.8%	143	29.2%	490	100.0%

Crime Type Examples:

- 01:Fel./Serious: Aggravated Assault, Aggravated Sexual Assault, Murder
- 02:Fel./Person: Assault and Robbery, Lewd and Lascivious
- 03:Fel./Property: Burglary Occupied, Grand Larceny, Arson
- 04:Fel./Drug: Dealing, Trafficking, Possession and Sale
- 05:Fel./MotorV: DUI 3 or more
- 06:Fel./Other: Obstruction of Justice, Fugitive

- 07:Misd./Person: Domestic Assault, Simple Assault
- 08:Misd./Property: Unlawful Trespass, Retail Theft
- 09:Misd./Drug: Possession of drugs
- 10:Misd./MotorV: Careless and Negligent Operation
- 11:Misd./Other: Violations Conditions of Release

VT Department of Corrections: Release Report

Total Releases & Repeat Individuals

This section of the report includes information for those who have been **released from Vermont in-state correctional facilities multiple times** this year.

The following section (pages 9-12) of this report contain information for:

- Total releases from incarceration during the above date range, including repeat individuals ("Total Releases"); and
- Individuals who have been released multiple times, either for the same arrest or new arrest charges ("Repeat Individuals").

VT DOC: In-State Incarcerated Individuals Release Report 1/1/2023 - 6/30/2023

Total Releases

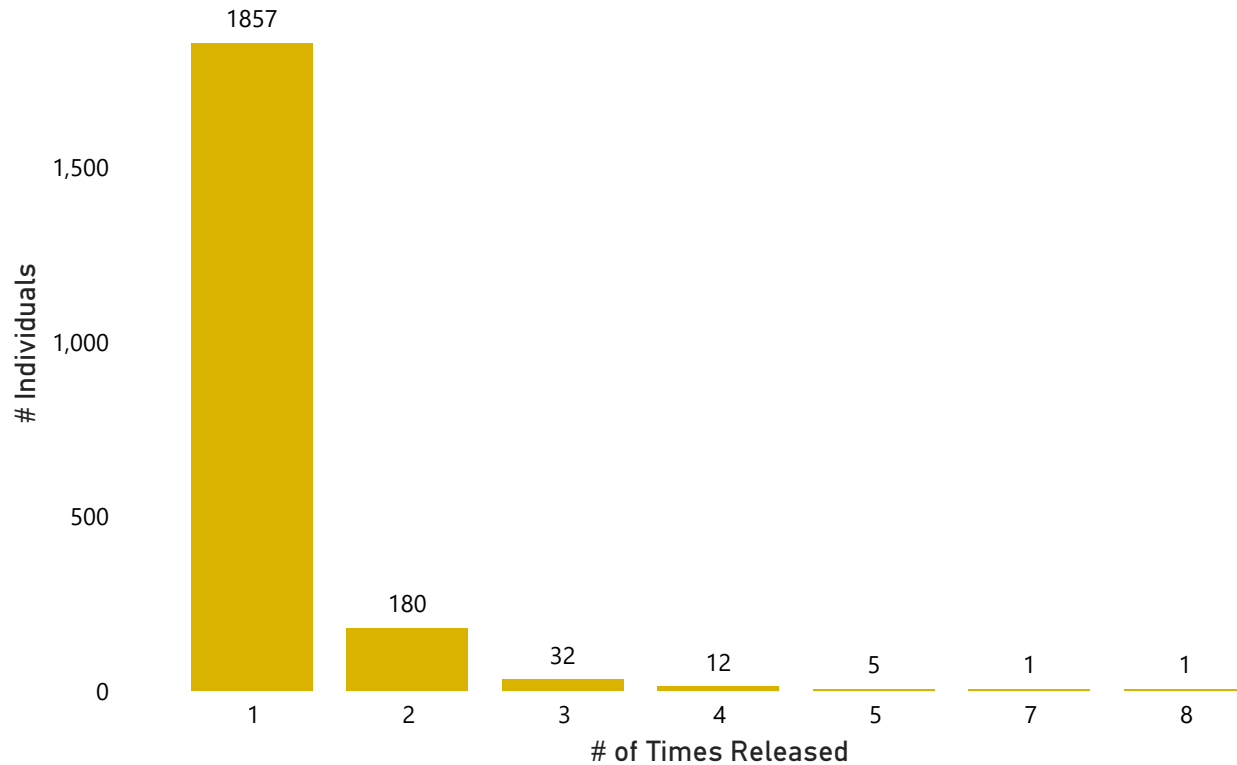
2088

Total Individuals Released from Incarceration

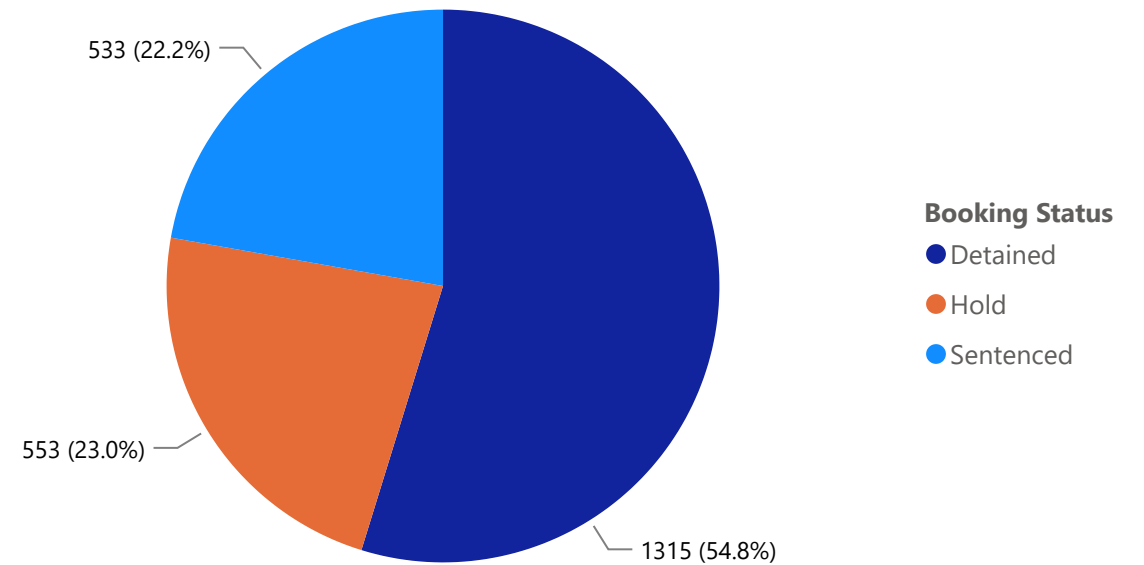
2401

Total Releases from Incarceration

Total Releases: Number of Times Individuals Were Released | N= 2088



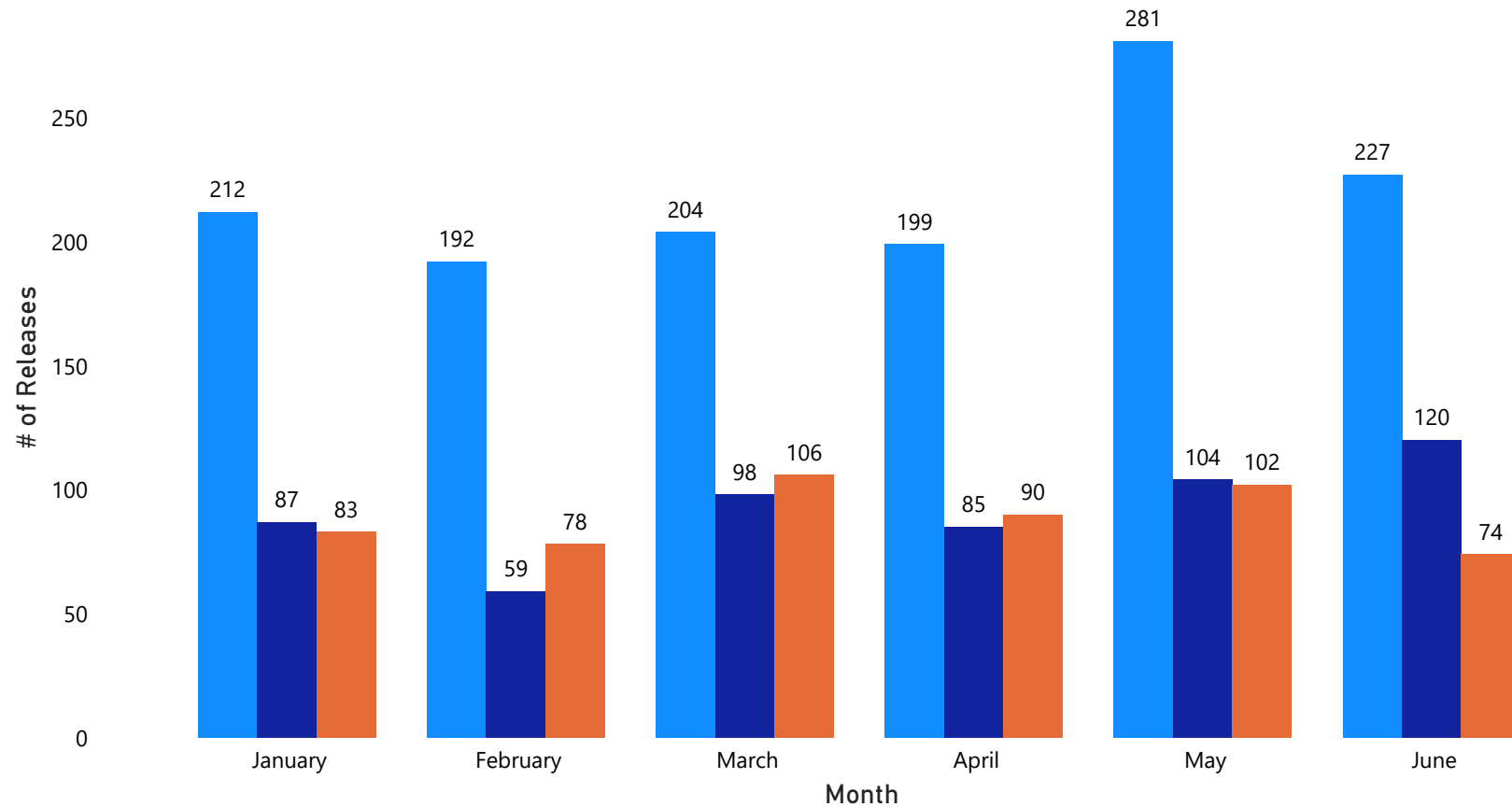
Total Releases by Booking Status | N= 2401



Vermont Department of Corrections: In-State Incarcerated Individuals Release Report 1/1/2023 - 6/30/2023 Total Releases

Total Releases by Month and Booking Status | N= 2401

Booking Status ● Detained ● Hold ● Sentenced



2401

Total releases from VT in-state correctional facilities so far this calendar year
382 releases occurred in January
329 releases occurred in February
408 releases occurred in March
374 releases occurred in April
487 releases occurred in May
421 releases occurred in June

Note: This graphic indicates the number of releases from ***in-state correctional facilities*** during this period. Some individuals were released more than once during this time period, so this depicts number of releases but NOT the number of individuals released.

VT DOC: In-State Incarcerated Individuals Release Report

1/1/2023 - 6/30/2023

Total Sentenced Releases

Sentenced Population: Total Releases by Facility and Month | N= 533

Facility	January	February	March	April	May	June	Total
CRCF	8	10	18	8	15	7	66
MVRCF	15	13	10	7	11	7	63
NECC	15	15	21	25	24	16	116
NSCF	14	14	16	14	16	15	89
NWSCF	10	9	14	14	13	10	70
SSCF	21	17	27	22	23	19	129
Total	83	78	106	90	102	74	533

533 Sentenced individuals were released so far this calendar year

These include:

- 516 Sentenced only (no detained, hold status)
- 14 Sentenced/Detained
- 3 Sentenced W/Hold

DOC Correctional Facilities Key:

CRCF = Chittenden Regional Correctional Facility;
 MVRCF = Marble Valley Regional Correctional Facility;
 NECC = Northeast Correctional Complex;
 NSCF = Northern State Correctional Facility;
 NWSCF = Northwest State Correctional Facility;
 SSCF = Southern State Correctional Facility

VT DOC: In-State Incarcerated Individuals Release Report 1/1/2023 - 6/30/2023 Repeat Individuals

231

Individuals Were Released More than Once

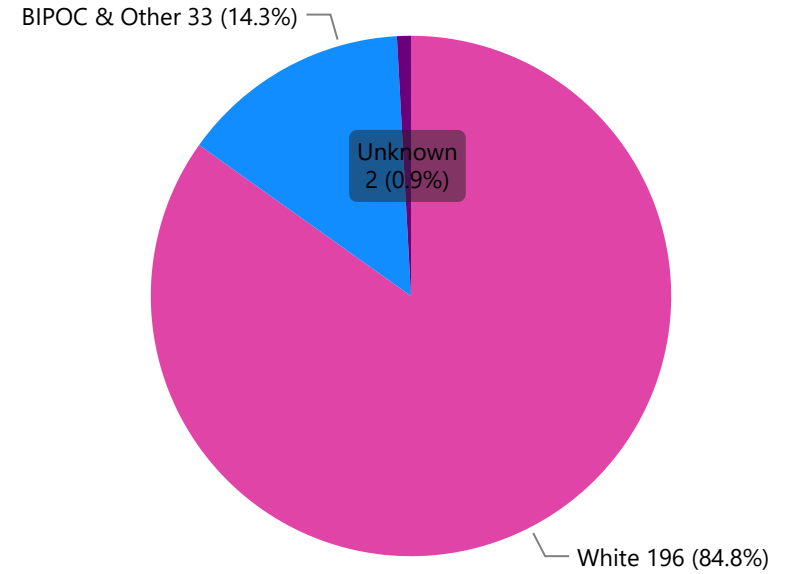
190

Individuals who COMMITTED NEW CRIME(S) Were Released More than Once

41

Individuals who were RETURNED FOR THE SAME CRIME(S) Were Released More than Once

Repeat Individuals Released by Race | N= 231



Repeat Individuals Released by Gender | N= 231

