

VT Department of Corrections:

Gender Report 11/30/2021

This report contains point-in-time analyses that are up-to-date as of 10pm on the date listed. The analyses provided in this report contain in-depth breakdowns by gender across the following reports:

- Population Report
- Violent Crime Report
- Minimum Release Report

Gender Data:

In this report, gender data are categorized as follows:

- Cisgender Female: Sex female, identifies female ("Female")
- Cisgender Male: Sex male, identifies male ("Male")
- Transgender Female: Sex male, identifies female ("Transgender")
- Transgender Male: Sex female, identifies male ("Transgender")
- Intersex: A term referring to people who have physical markers that differ from the medical definitions of male or female ("Intersex")
- Other: Individuals who do not identify with any of the above gender categories ("Other")

NOTE: Transgender Female, Transgender Male, and Other were combined into one category: "Transgender/Other" for this report due to low numbers of individuals who identify with these genders.

For more information regarding Gender Identification, Care, and Custody for all Vermont incarcerated individuals (in-state and out-of-state), see [DOC Directive 423.01: Gender Identification, Care, and Custody \(hyperlinked here\)](#).

VT Department of Corrections:

Gender Report 11/30/2021

This report contains point-in-time analyses that are up-to-date as of 10pm on the date listed. In-depth gender breakdowns over a variety of topics are provided in this report. The information contained in the first six pages deliver context and explanation for the data included.

Booking Statuses:

The following list describes the booking status for incarcerated individuals housed in VT correctional facilities (either in-state or out-of-state). Booking Status indicates the individual's circumstance relative to their court case.

Sentenced Statuses:

- Sentenced: convicted of crime(s)

-Sentenced/Detained: convicted of crime(s) and held pre-trial for other crime(s)

-Sentenced W/Hold: convicted of crime(s) and held for US Marshals or other jurisdiction

-Sentenced/Detained W/Hold: (rare) convicted of crime(s), held pre-trial for other crime(s), and held for US Marshals or other jurisdiction

Detained Statuses:

-Detained: awaiting conviction for crime(s)

-Detained W/Hold: awaiting conviction for crime(s) and held for US Marshals or other jurisdiction

Hold Status:

Hold: being held for US Marshals or other jurisdiction

NOTE: Incarcerated individuals in each booking status are considered in the custody of the Commissioner of Corrections. The Commissioner has authority to make release decisions for those with a "sentenced only" booking status consistent with the law and taking public safety into consideration. All other booking statuses require action by another authority (e.g. the court), to release a person from incarceration.

Releasing Individuals from Incarceration:

Convicted individuals are sentenced to serve a minimum and maximum term by the court for each crime they commit. Individuals may be housed past their minimum release date but must be released by their maximum release date. Individuals with a "sentenced only" booking status (without detained, hold status) are eligible for release by the authority of the Commissioner of Corrections. All other booking statuses require action by another authority (such as the court) for release. See below for explanations of why an individual might be released from incarceration and the booking status(es) to which this reason might apply.

Bail Paid: Released from incarceration due to paying required bail amount (Detained status)

Court Order: Released from incarceration by authority of the court (Detained status)

Reached Maximum Release Date: Reached maximum release date and is released into the community, no longer under DOC supervision (Sentenced & Detained statuses)

Released to Community Supervision: Released from incarceration, but still supervised by the DOC via a probation & parole office (Sentenced & Detained statuses)

Released to US Marshals/Other State: Released to US Marshals/other authority (Hold Status)

VT Department of Corrections:

Gender Report 11/30/2021

This report contains point-in-time analyses that are up-to-date as of 10pm on the date listed. In-depth gender breakdowns over a variety of topics are provided in this report. The information contained in the first six pages deliver context and explanation for the data included.

Crime Types

Incarcerated individuals are classified into different Crime Types based on the most serious crime for which they are sentenced, detained, or held. For example, 01:Fel./Serious. The number (e.g., 01) indicates the severity of the crime ranked from 01-11 from most severe to least severe. Next, the Crime Type displays whether the most serious crime was a felony (Fel.) or misdemeanor (Misd.). Finally, the category of crime is provided (e.g., Serious). See below for examples of each Crime Type. Each individual is counted once in the crime type data.

Crime Type Examples:

01:Fel./Serious: Aggravated Assault, Aggravated Sexual Assault, Murder

02:Fel./Person: Assault and Robbery, Lewd and Lascivious

03:Fel./Property: Burglary Occupied, Grand Larceny, Arson

04:Fel./Drug: Dealing, Trafficking, Possession and Sale

05:Fel./MotorV: DUI 3 or more

06:Fel./Other: Obstruction of Justice, Fugitive

07:Misd./Person: Domestic Assault, Simple Assault

08:Misd./Property: Unlawful Trespass, Retail Theft

09:Misd./Drug: Possession of drugs

10:Misd./MotorV: Careless and Negligent Operation

11:Misd./Other: Violations Conditions of Release

Vermont Correctional Facilities

See below for a list of Vermont's Correctional Facilities, their location, and capacity.

Chittenden Regional Correctional Facility (CRCF):

Location: South Burlington, VT; **Capacity:** 177

Marble Valley Regional Correctional Facility (MVRCF):

Location: Rutland, VT; **Capacity:** 118

Northeast Correctional Complex (NECC):

Location: St. Johnsbury, VT; **Capacity:** 219

Northern State Correctional Facility (NSCF):

Location: Newport, VT; **Capacity:** 433

Northwest State Correctional Facility (NWSCF):

Location: Swanton, VT; **Capacity:** 255

Southern State Correctional Facility (SSCF):

Location: Springfield, VT; **Capacity:** 377

Tallahatchie County Correctional Facility (TCCF):

Location: Tallahatchie, MS; **Contract Capacity:** 350
Out-of-state facility

VT Department of Corrections:

Gender Report 11/30/2021

This report contains point-in-time analyses that are up-to-date as of 10pm on the date listed. In-depth gender breakdowns over a variety of topics are provided in this report. The information contained in the first six pages deliver context and explanation for the data included.

Risk to Reoffend:

The VT DOC utilizes the Ohio Risk Assessment System (ORAS) to determine an offender's risk to reoffend or commit another crime. This measure is used for individuals being housed in correctional facilities and those under community supervision. The department uses the following instruments:

Prison Intake Took (PIT):

Provided to all incarcerated individuals sentenced to a year or longer in a correctional facility. Informs risk reduction programming (RRP) eligibility. 4 levels of risk, with scores varying by gender: Low, Moderate, High, Very High

Community Supervision Tool (CST):

Administered to offenders under community supervision: within 2 weeks of intake, 3 months after release from incarceration to community supervision, and/or annually and/or upon significant changes in community status. 4 levels of risk, with scores varying by gender: Low, Moderate, High, Very High

Reentry Tools:

Administered to incarcerated individuals sentenced to a year or longer. Provided within 6-8 weeks before being released to the community. 3 levels of risk, with scores varying by gender: Low, Moderate, High

Violent Crime Status:

Offenders convicted of one or more statutorily listed offenses outlined in 13 VSA §5301 are deemed to have committed a violent crime, referred to as "listed" in our system. Examples of violent (or listed) crimes include but are not limited to: murder, aggravated assault, sexual assault, burglary, driving under the influence, sale or delivery of illicit drugs. This report uses the "listed" crimes as proxy for violent crimes.

Due to the nature of these crimes, special consideration toward victims is required in release decision making. Committing a violent crime does not always directly correlate with an offender's risk to reoffend.

VT Department of Corrections:

Gender Report 11/30/2021

This report contains point-in-time analyses that are up-to-date as of 10pm on the date listed. In-depth gender breakdowns over a variety of topics are provided in this report. The information contained in the first six pages deliver context and explanation for the data included.

Incarcerating Individuals Past Minimum Release Reasons:

Convicted offenders are sentenced to serve a minimum and maximum term by the court for each crime they commit. Individuals may be housed past their minimum release date but must be released by their maximum release date. Individuals with a "sentenced only" booking status (without detained, hold status) are eligible for release by the authority of the Commissioner of Corrections. All other booking statuses require action by another authority (such as the court) for release. See below for explanations/examples of reasons why someone might be housed past their minimum release date.

Furlough Violation/Inappropriate for Furlough: Returned from community supervision for a fixed length of time due to a technical violation, or "interrupting" release to furlough due to individual's behavior/risk to community

Graduated Sanction: Short term incarceration in response to technical violations that allow for continuation in completing community sentence

Hold for US Marshals/Other State: Held in VT facilities until under appropriate federal/state jurisdiction

Incomplete Programming: Required programming in progress, pending start, or termination/suspension due to behavior issues

Lack of Housing: No appropriate housing upon entry into the community

Pending Other Charge(s): Ex: Violation of supervision that results in new charge

Refusing Furlough/Mandated Services: Refusing services required by sentence or furlough placement

Scheduled for Release at Max Date: Due to concerns for safety of community, scheduled to release at maximum end date

Violent Crime/Inappropriate for Release: Offenders who committed violent crime(s) and are unsafe for release to community

VT Department of Corrections:

Gender Report 11/30/2021

This report contains point-in-time analyses that are up-to-date as of 10pm on the date listed. In-depth gender breakdowns over a variety of topics are provided in this report. The information contained in the first six pages deliver context and explanation for the data included.

Race Data:

In this report, race data are categorized as follows:

- American Indian/ Alaskan Native: "AmerIndian/ AlaskanNative"
- Asian/ Pacific Islander: "Asian/ Paclslander"
- Black or African American: "Black"
- White: "White"
- Some Other Race/ Unknown: "Other/ Unknown"

Some race categories are combined due to the low number of individuals who identify with these races. In some instances, individuals who identify as American Indian/Alaskan Native, Asian, Black or African American, and/or Pacific Islander were combined and indicated by the acronym "BIPOC", which means Black, Indigenous, and people of color. Some Other Race and Unknown were collapsed as neither provide information of the race with which the individual identifies.

Hispanic, Latinx, or Spanish Identification is captured with a separate yes/no identification.

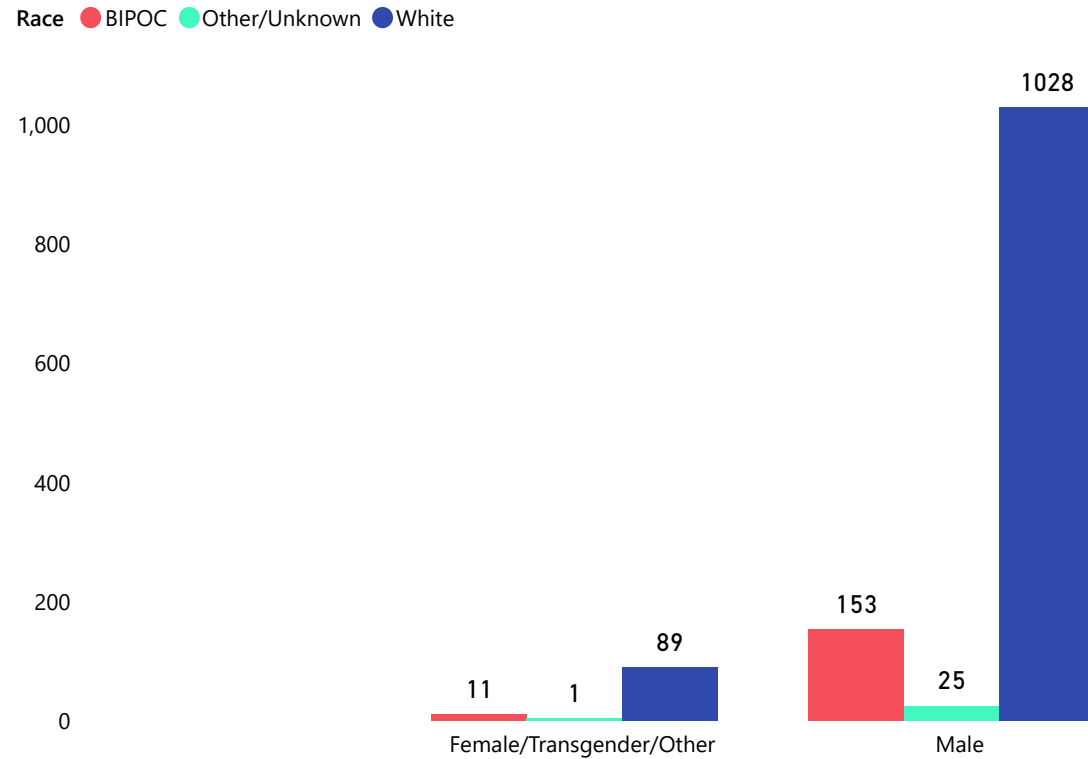
Both Race and Hispanic, Latinx, or Spanish Identification require a selection.

VT Department of Corrections: Gender Report

Population Data

VT DOC Gender Report: Population Data 11/30/2021*

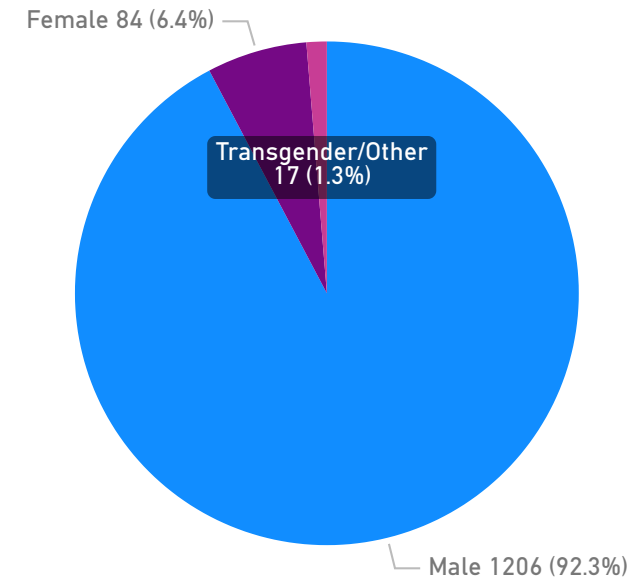
Incarcerated Population: Gender by Race (N=1,307)



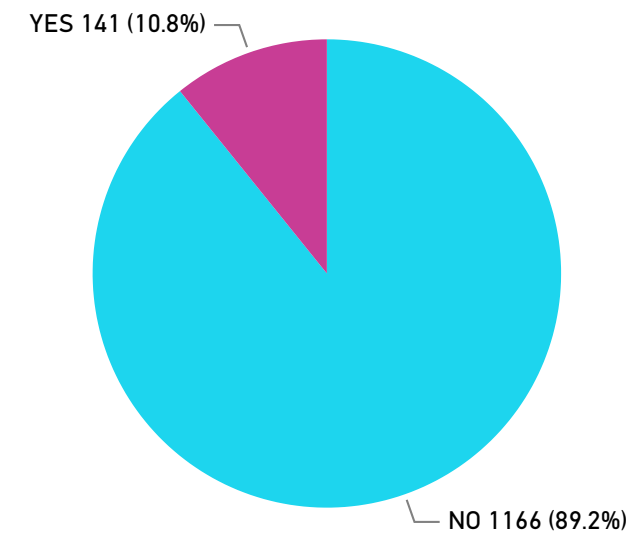
1165 VT in-state population
142 VT out-of-state population
1307 Total VT incarcerated population

*Note: Daily Counts are accurate as of 10pm on the date listed

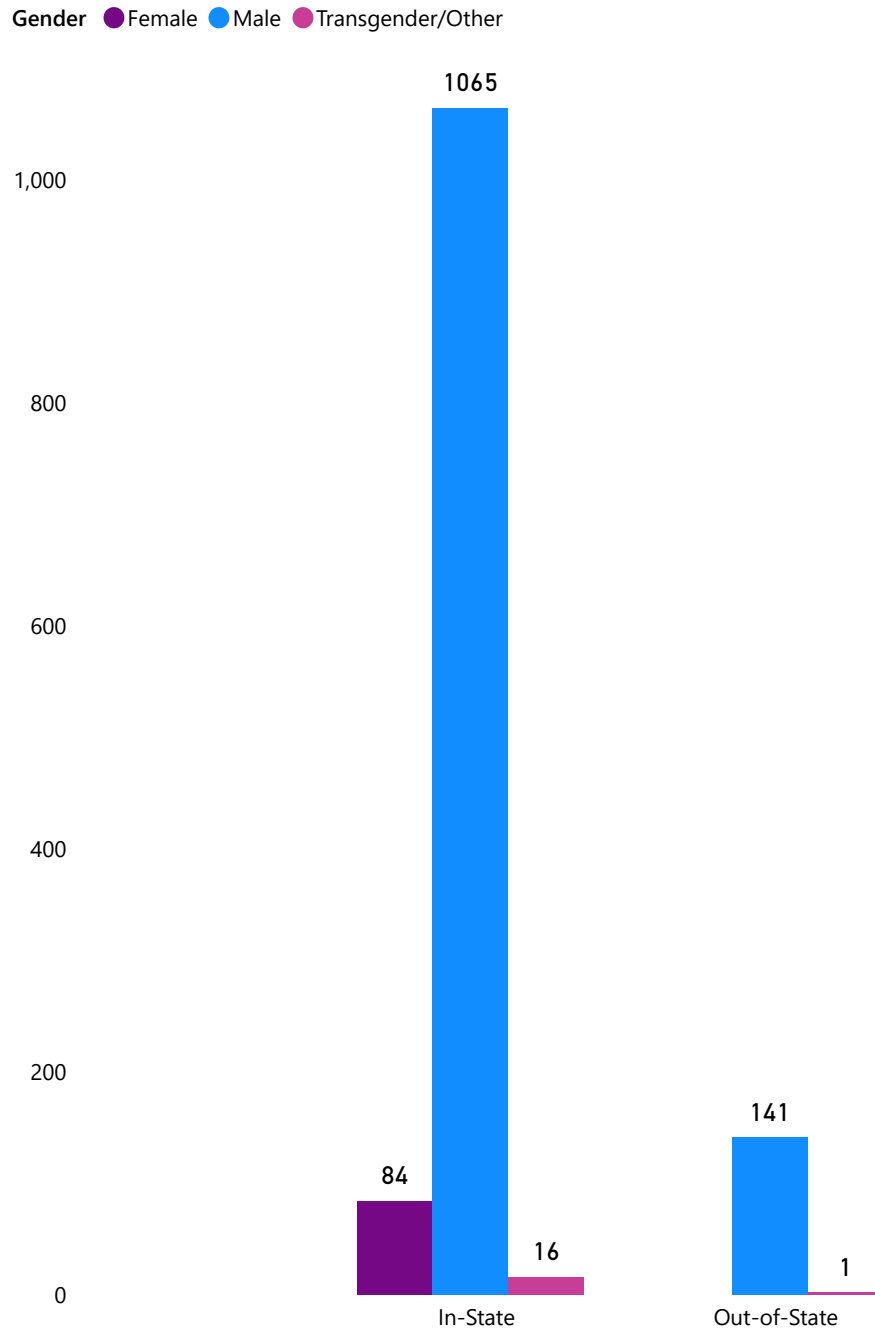
Incarcerated Population by Gender (N=1,307)



Incarcerated Population by Hispanic/Latinx/Spanish Identification (N=1,307)



Correctional Facility Location by Gender (N=1,307)



VT DOC Gender Report: Population Data 11/30/2021*

Incarcerated Population: Correctional Facility by Gender (N=1,290)

Gender Facility	Female		Male		Total	
	Count	%	Count	%	Count	%
CRCF	84	100.0%			84	6.5%
MVRCF			92	7.6%	92	7.1%
NECC			52	12.6%	152	11.8%
NSCF			371	30.8%	371	28.8%
NWSCF			138	11.4%	138	10.7%
SSCF			312	25.9%	312	24.2%
TCCF			141	11.7%	141	10.9%
Total	84	100.0%	1206	100.0%	1290	100.0%

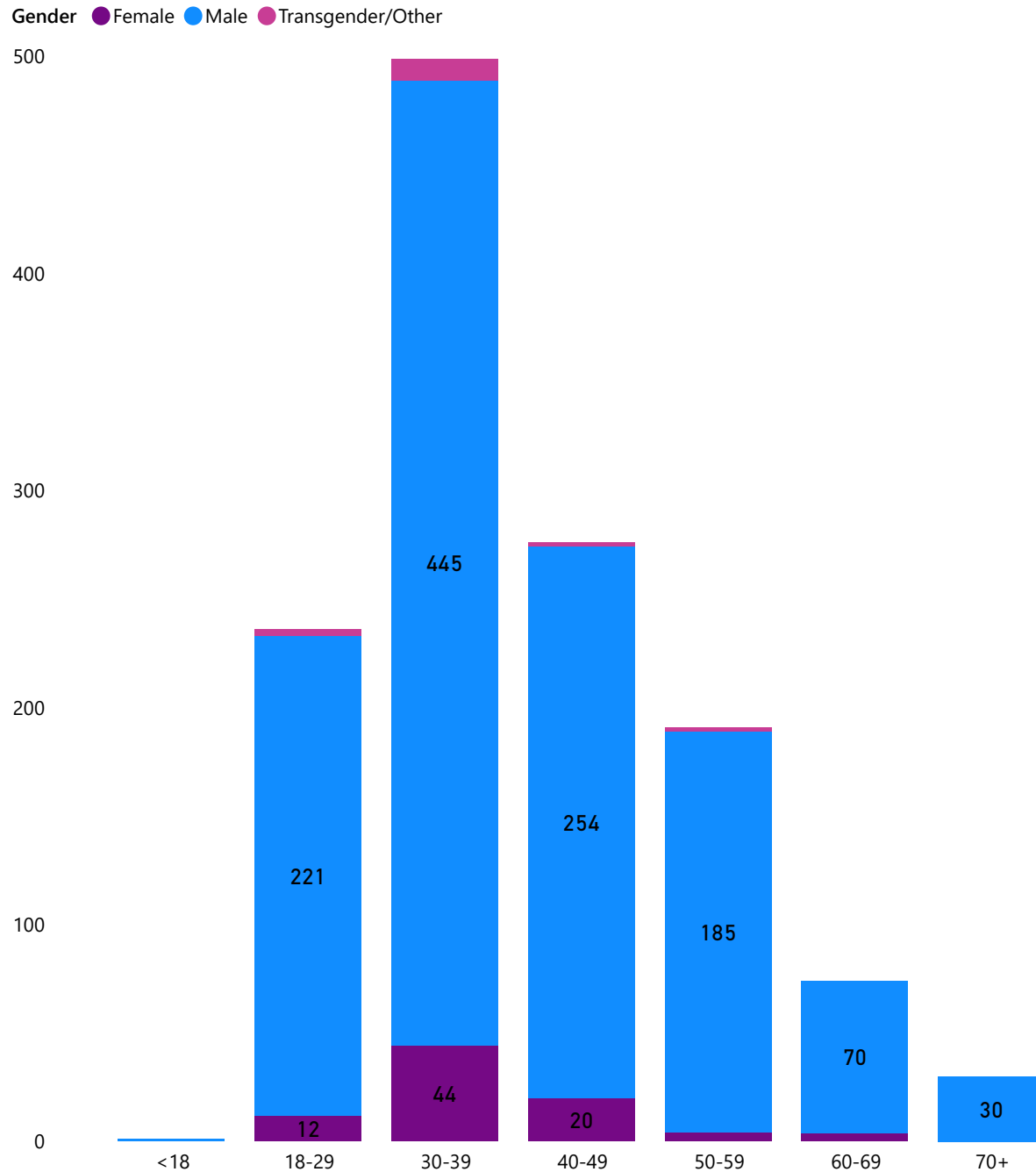
Note: Transgender/Other gender categories were not included in this graphic due to the low number of incarcerated individuals who identify with these individuals at each facility

DOC Correctional Facilities Key:

- CRCF = Chittenden Regional Correctional Facility;
- MVRCF = Marble Valley Regional Correctional Facility;
- NECC = Northeast Correctional Complex;
- NSCF = Northern State Correctional Facility;
- NWSCF = Northwest State Correctional Facility;
- SSCF = Southern State Correctional Facility;
- TCCF = Tallahatchie County Correctional Facility (Mississippi)

*Note: Daily Counts are accurate as of 10pm on the date listed

Incarcerated Population: Age by Gender (N=1,307)



VT DOC Gender Report:

Population Data 11/30/2021*

Incarcerated Population: Booking Status by Gender (N=1,307)

Booking Status Gender	Detained/Hold		Sentenced		Total	
	Count	%	Count	%	Count	%
Female	31	36.9%	53	63.1%	84	100.0%
Male	361	29.9%	845	70.1%	1206	100.0%
Transgender/Other	3	17.6%	14	82.4%	17	100.0%
Total	395	30.2%	912	69.8%	1307	100.0%

Booking Statuses: *Detained* = awaiting conviction for crime(s); *Detained W/Hold* = awaiting conviction for other crime(s) and held for US Marshals or other jurisdiction; *Hold*: being held for US Marshals or other jurisdiction.; *Sentenced* = convicted of crime(s); *Sentenced/Detained* = convicted of crime(s) and held pre-trial for other crime(s); *Sentenced W/Hold* = convicted of crime(s) and held for US Marshals or other jurisdiction; *Sentenced/Detained W/Hold* (rare) = convicted of crime(s), held pre-trial for other crime(s), and held for US Marshals or other jurisdiction.

*Note: Daily Counts are accurate as of 10pm on the date listed

VT DOC Gender Report:

Population Data 11/30/2021*

Incarcerated Population: Crime Type by Gender (N=1,307)

Gender Crime Type	Female		Male		Transgender/Other		Total	
	Count	%	Count	%	Count	%	Count	%
01:Fel./Serious	30	35.7%	726	60.2%	14	82.4%	770	58.9%
02:Fel./Person	6	7.1%	110	9.1%	2	11.8%	118	9.0%
03:Fel./Property	16	19.0%	172	14.3%			188	14.4%
04:Fel./Drug	11	13.1%	34	2.8%			45	3.4%
05:Fel./MotorV	5	6.0%	32	2.7%			37	2.8%
06:Fel./Other	1	1.2%	30	2.5%			31	2.4%
07:Misd./Person	7	8.3%	48	4.0%	1	5.9%	56	4.3%
08:Misd./Property	1	1.2%	3	0.2%			4	0.3%
09:Misd./Drug			2	0.2%			2	0.2%
10:Misd./MotorV	1	1.2%	5	0.4%			6	0.5%
11:Misd./Other	1	1.2%	8	0.7%			9	0.7%
Uncategorized	5	6.0%	36	3.0%			41	3.1%
Total	84	100.0%	1206	100.0%	17	100.0%	1307	100.0%

Crime Type Examples:

01:Fel./Serious: Aggravated Assault, Aggravated Sexual Assault, Murder

02:Fel./Person: Assault and Robbery, Lewd and Lascivious

03:Fel./Property: Burglary Occupied, Grand Larceny, Arson

04:Fel./Drug: Dealing, Trafficking, Possession and Sale

05:Fel./MotorV: DUI3 or more

06:Fel./Other: Obstruction of Justice, Fugitive

07:Misd./Person: Domestic Assault, Simple Assault

08:Misd./Property: Unlawful Trespass, Retail Theft

09:Misd./Drug: Possession of drugs

10:Misd./MotorV: Careless and Negligent Operation

11:Misd./Other: Violations Conditions of Release

Note: All Uncategorized Crime Types have a Hold Status

*Note: Daily Counts are accurate as of 10pm on the date listed

VT Department of Corrections: Gender Report

Violent Crime & Risk to Reoffend Data

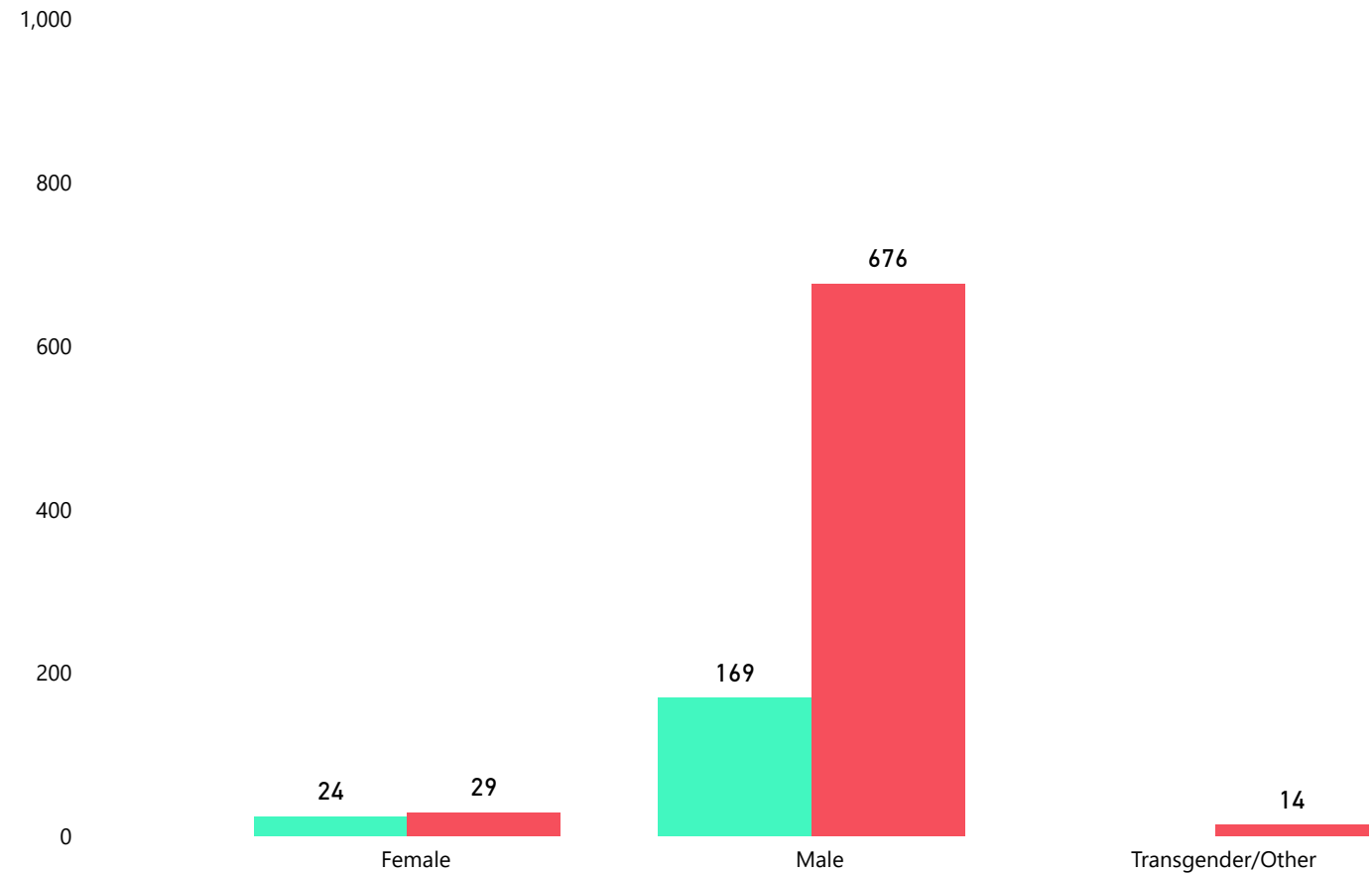
VT DOC Gender Report:

Sentenced Population- Violent Crime Data

11/30/2021*

Sentenced Population: Violent Crime Status by Gender (N=912)

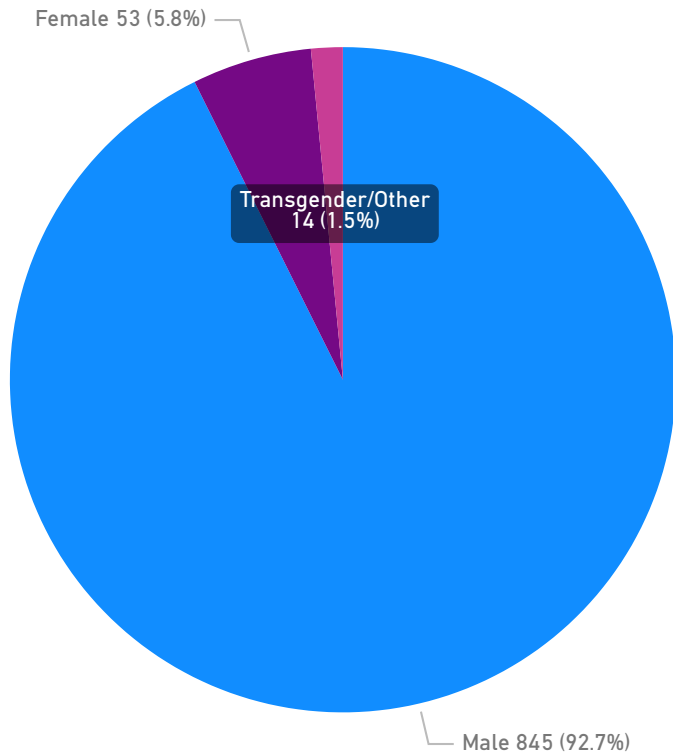
Violent Crime Categorization ● Non-Violent Crime ● Violent Crime



*Note: Daily Counts are accurate as of 10pm on the date listed

**Violent Crime information is provided for the offender's most violent crime committed. See page 4 for more detailed violent crime information.

Sentenced Population: Gender Information (N=912)



912 Total Sentenced Population

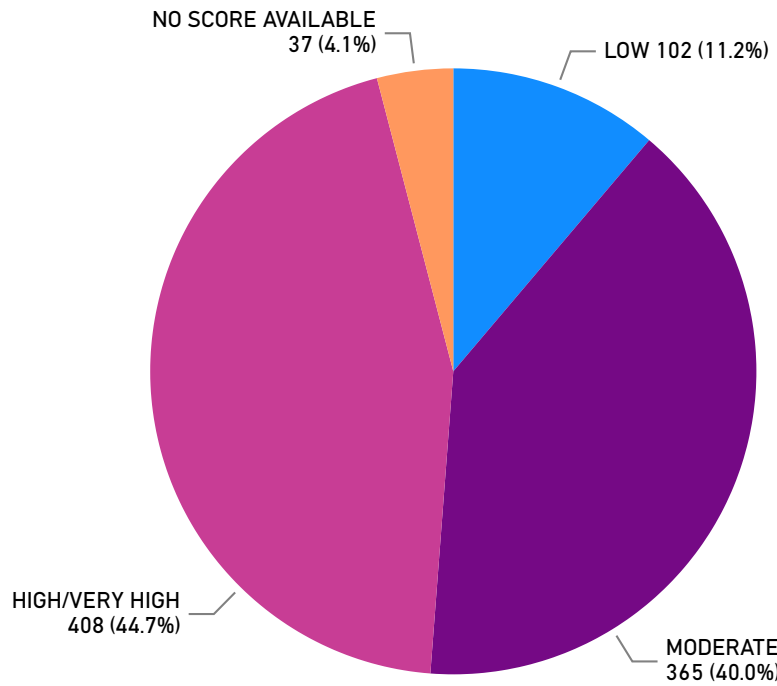
This includes:

- 788** Sentenced only population
- 82** Sentenced & Detained for other crime(s)
- 37** Sentenced w/Hold for US Marshals/Other State
- 5** Sentenced & Detained w/Hold

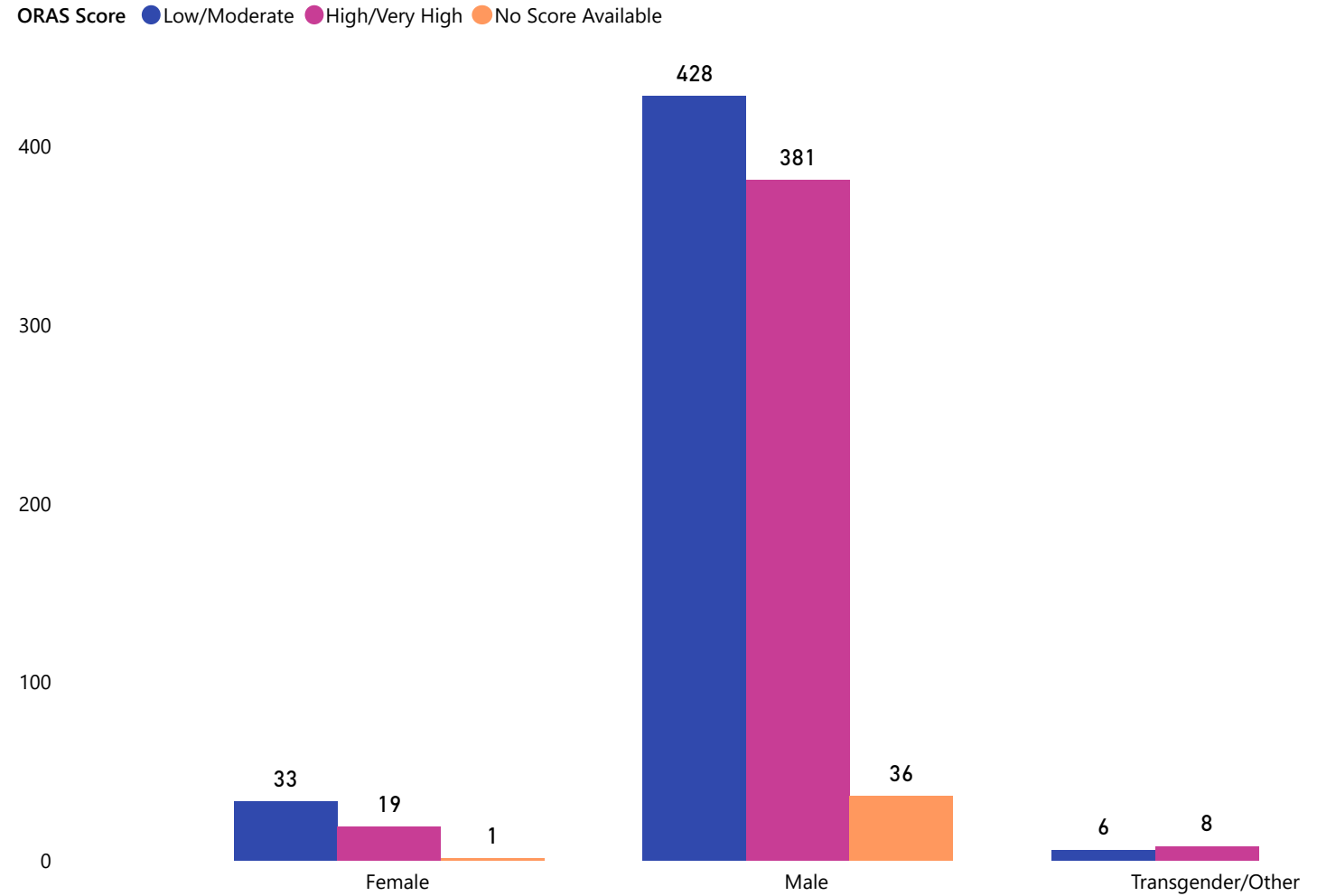
VT DOC Gender Report:

Sentenced Population- Risk to Reoffend Data 11/30/2021*

Sentenced Population: Risk to Reoffend (N=912)



Sentenced Population: Risk to Reoffend by Gender (N=912)**



*Note: Daily Counts are accurate as of 10pm on the date listed

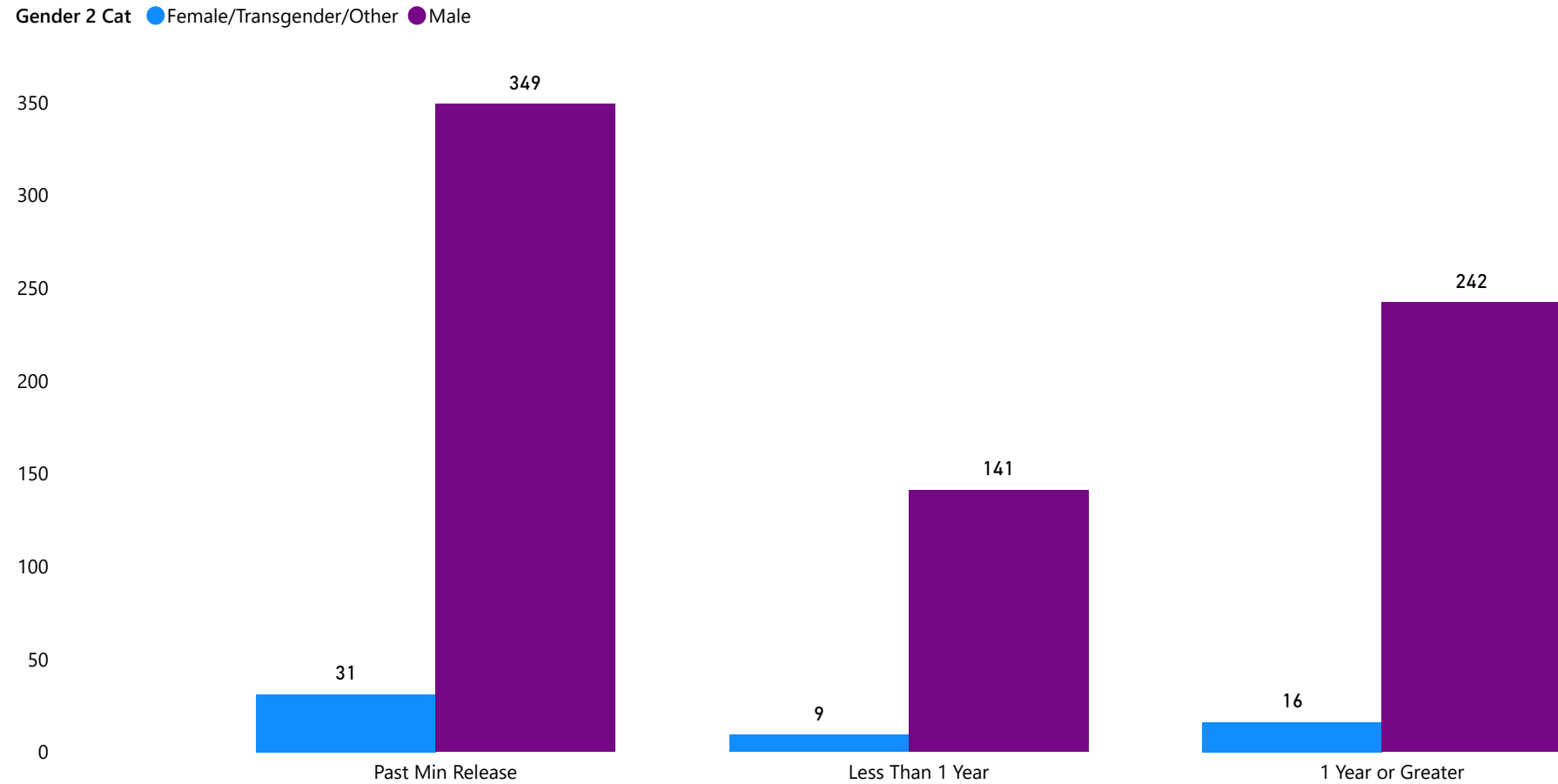
**Risk to Reoffend information includes sentenced only individuals who have a risk assessment completed for their current arrest. *High* and *Very High* categories were combined for cohesion across risk assessment tools. Individuals with No Score either do not qualify to be tested or do not yet have one due to the timing of their incarceration. See page 4 for a description of Risk to Reoffend measures utilized by the DOC.

VT Department of Corrections: Gender Report

Minimum Release Data

VT DOC Gender Report: Sentenced Only Population Minimum Release Data 11/30/2021*

Sentenced Only Population: Months from Minimum Release Date by Gender (N=788)



0.2

Median of Months from
Minimum Release

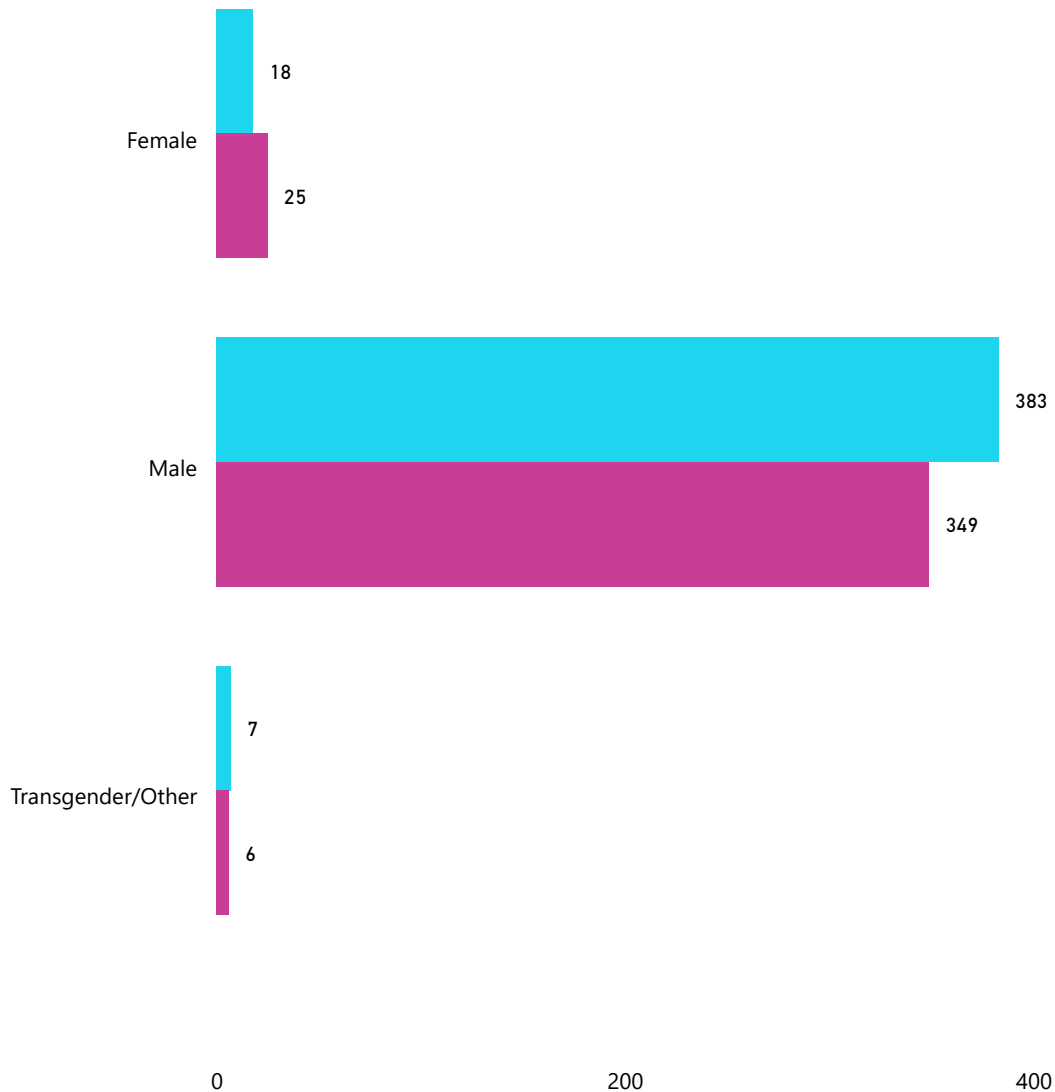
*Note: Daily Counts are accurate as of 10pm on the date listed.

The information in the figure above provides the months incarcerated individuals have from their minimum release sentence date. This information is presented linearly. Thus, those who are past their minimum release are presented on the left. All the information presented to the right of those Past Min Release are not yet to their minimum release date. See page 6 for reasons why an incarcerated individual might be held past their minimum release date.

**Due to outliers in the data, a median was used in place of an average for length of segregation placements this month. A median is the middle value in a range of numbers, where 50% of the population falls above this number and 50% of the population falls below this number.

Sentenced Only Population: Past Minimum Release Status by Gender (N=788)

Past Minimum Release Date ● No ● Yes



VT DOC Gender Report: Sentenced Only Population Minimum Release Data 11/30/2021*

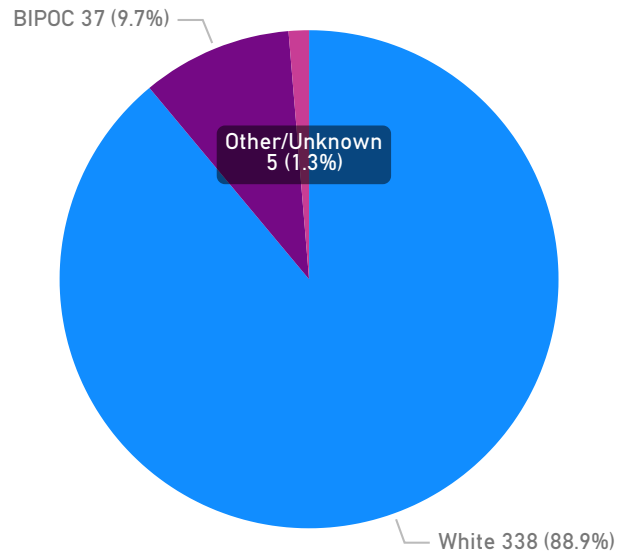
380 Sentenced only (no detained, hold status) individuals were incarcerated past their minimum release date

These were derived from:

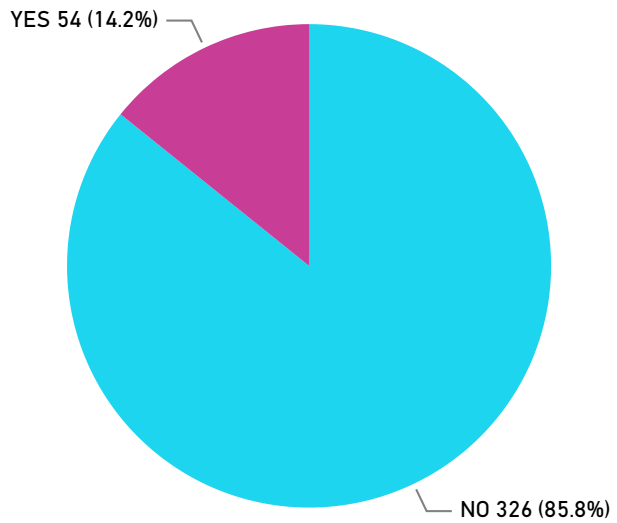
- 1307** Total incarcerated population (includes in-state & out-of-state)
- 912** Incarcerated individuals with a sentenced status
- 788** Sentenced only individuals (no detained, hold status)
- 380** Sentenced only individuals housed past minimum release

*Note: Daily Counts are accurate as of 10pm on the date listed.

Sentenced Only Population Past Minimum Release: Race Information (N=380)



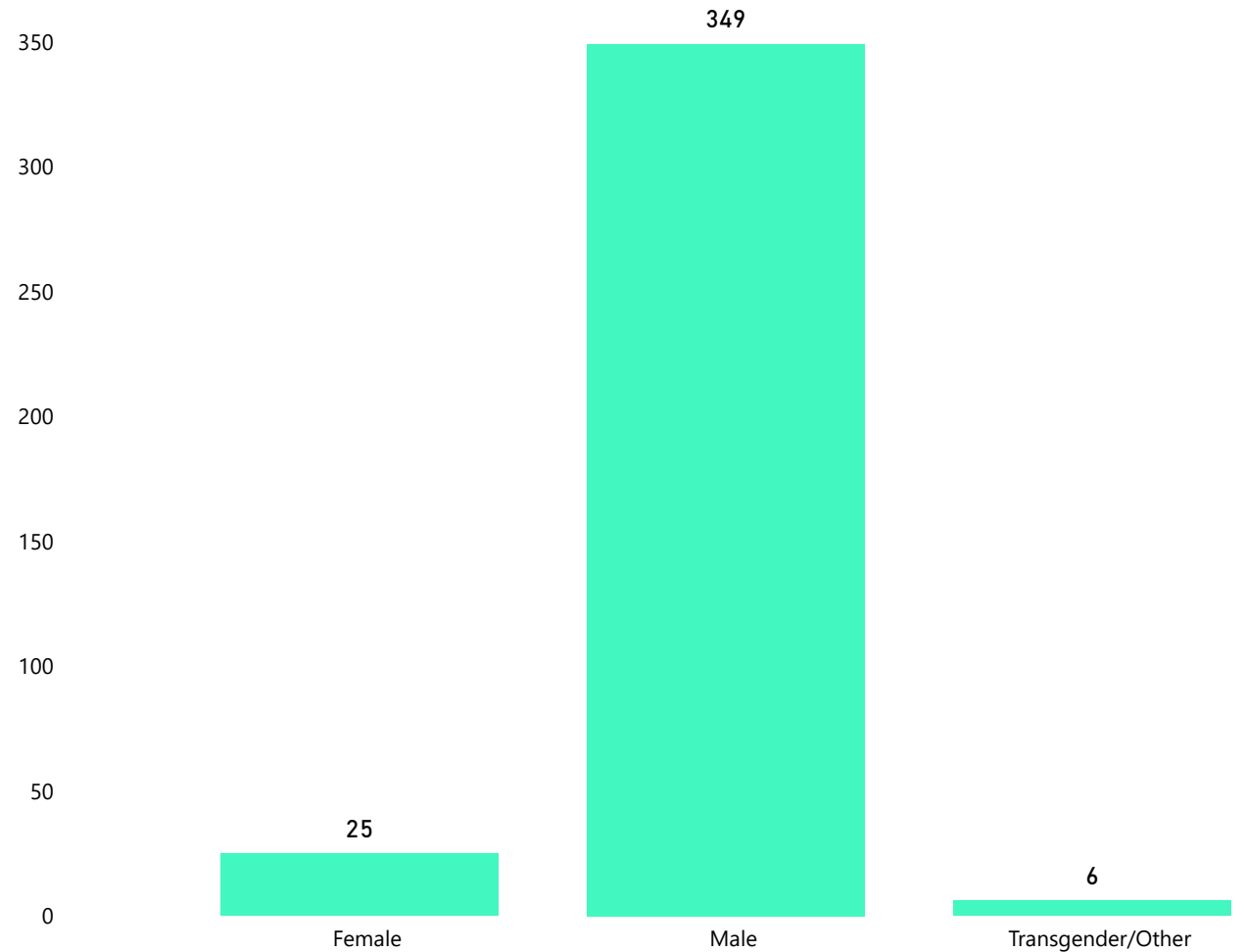
Sentenced Only Population Past Minimum Release: Hispanic/Latinx/Spanish Identification (N=380)



VT DOC Gender Report:

Sentenced Only Population Past Minimum Release Date 11/30/2021*

Sentenced Only Population Past Minimum Release: Gender Information (N=380)



*Note: Daily Counts are accurate as of 10pm on the date listed

VT DOC Gender Report:

Sentenced Only Population Housed Past Minimum Release Date 11/30/2021*

Sentenced Only Population: Reason for Incarceration Past Minimum Release Date by Gender
(N=380)**

Gender Reason for Incarceration Past Minimum Release	Female/Transgender/Other		Male		Total	
	Count	%	Count	%	Count	%
Furlough Violation/Inappropriate for Furlough	23	74.2%	170	48.7%	193	50.8%
Hold for US Marshals/Other State			1	0.3%	1	0.3%
Incomplete Programming	4	12.9%	69	19.8%	73	19.2%
Lack of Housing	3	9.7%	51	14.6%	54	14.2%
Pending Other Charge(s)			20	5.7%	20	5.3%
Refusing Furlough/Mandated Services			29	8.3%	29	7.6%
Scheduled for Release at Max Date	1	3.2%	3	0.9%	4	1.1%
Violent Crime- Inappropriate for Release			6	1.7%	6	1.6%
Total	31	100.0%	349	100.0%	380	100.0%

51%

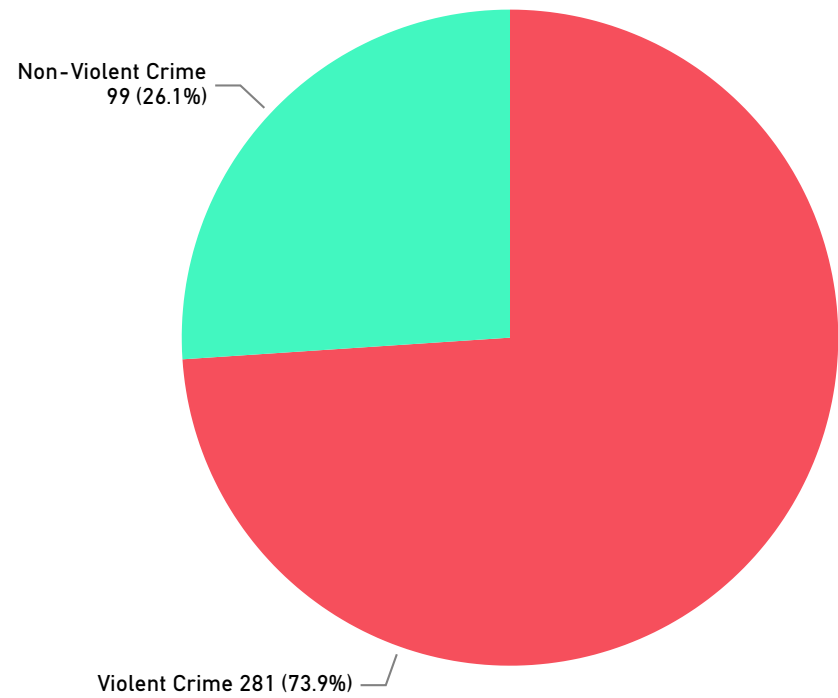
Of sentenced only (no detained, hold status) individuals housed past minimum release was due to Furlough Violation/ Inappropriate for Furlough

*Note: Daily Counts are accurate as of 10pm on the date listed.

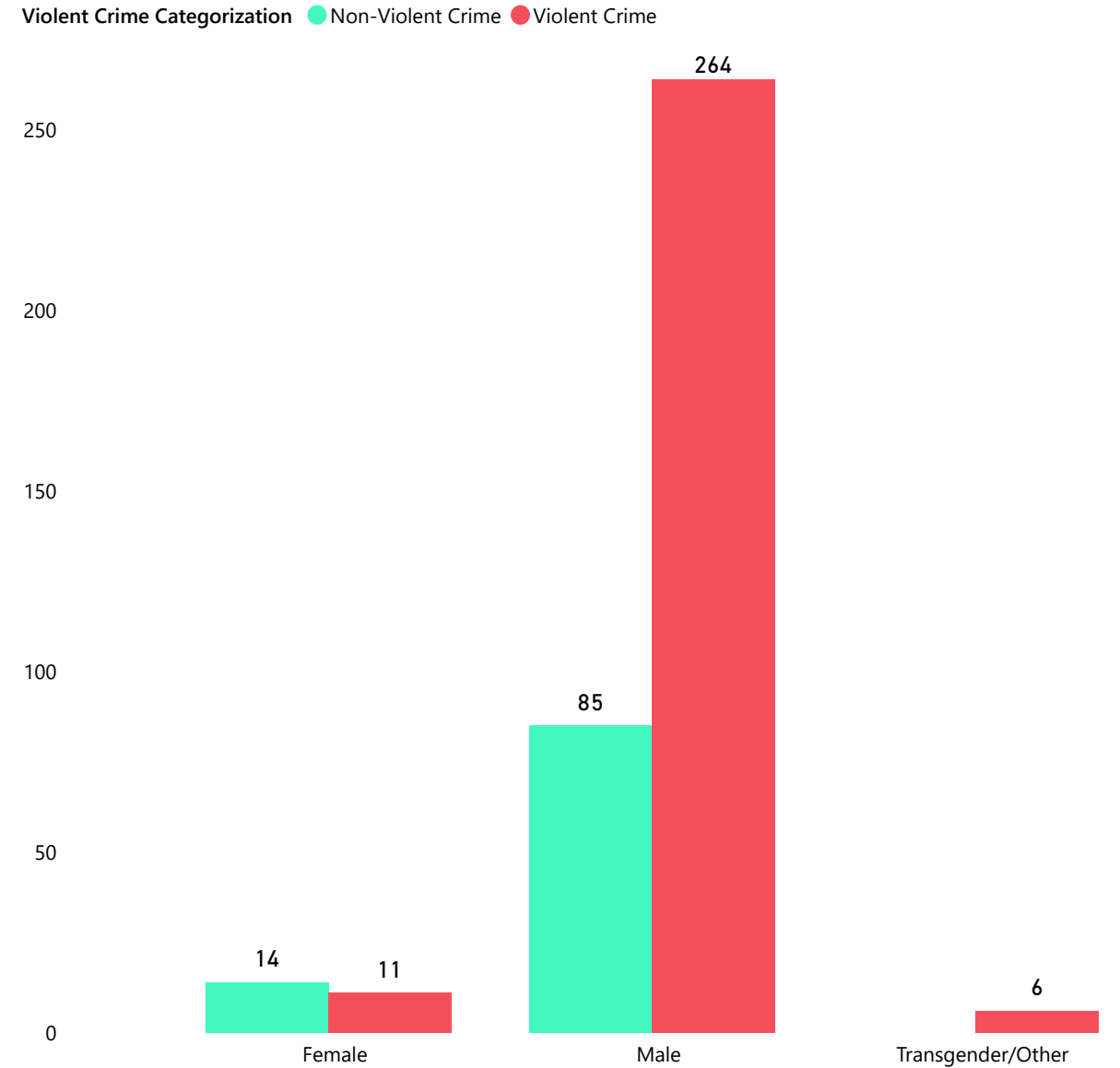
**Female, Transgender, and Other gender identifications were combined due to the low number of individuals who identify with those genders.

VT DOC Gender Report: Sentenced Only Population Past Minimum Release- Violent Crime Data 11/30/2021*

Sentenced Only Population Past Minimum Release: Violent Crime
Categorization (N=380)



Sentenced Only Population Past Minimum Release: Violent Crime
Categorization by Gender (N=380)**

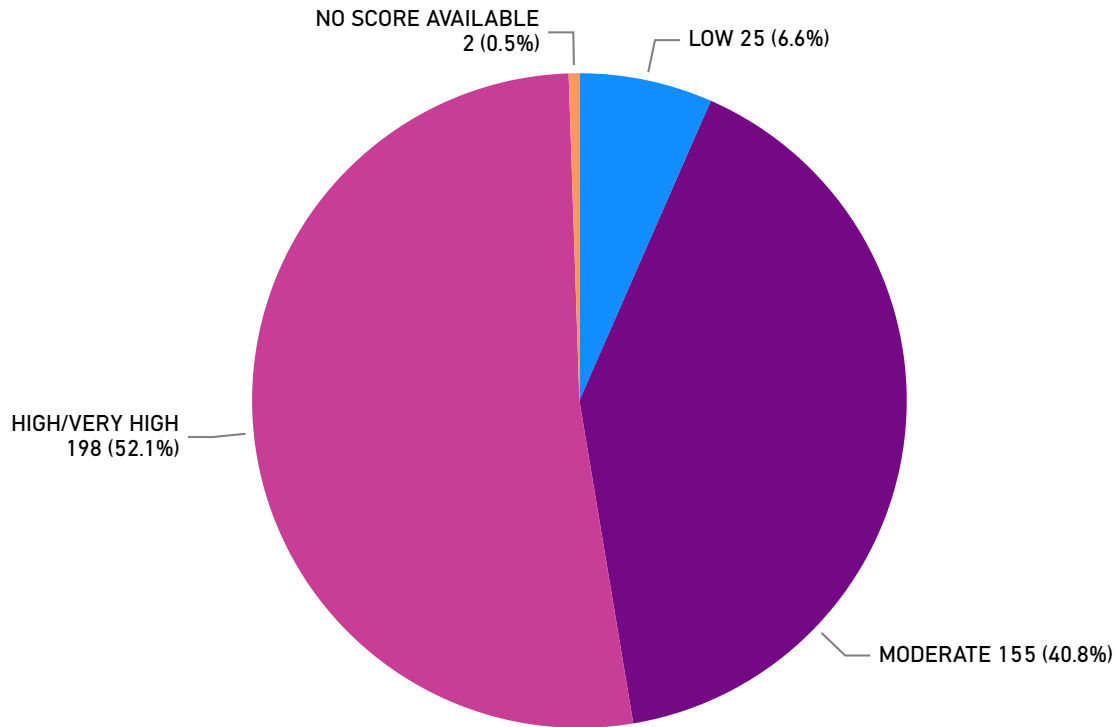


*Note: Daily Counts are accurate as of 10pm on the date listed

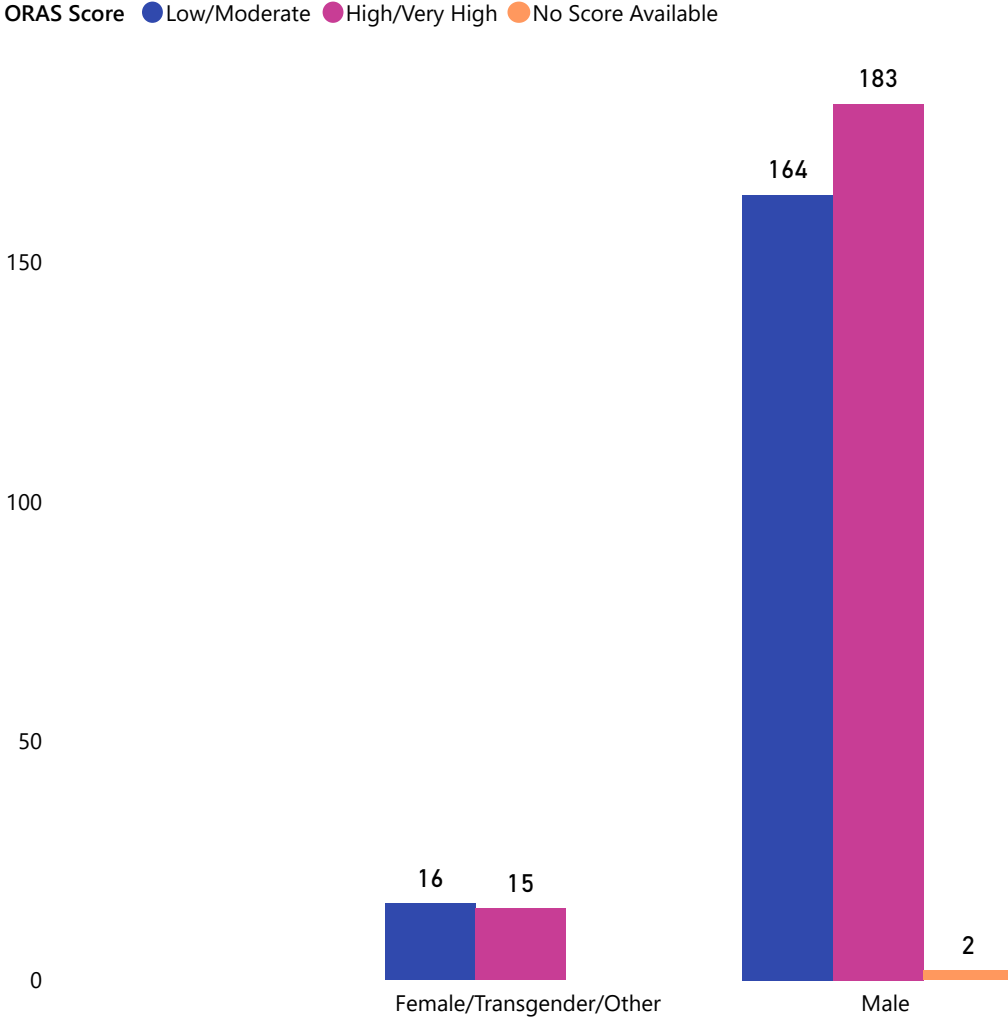
**Violent Crime information is provided for the offender's most violent crime committed. See page 4 for more detailed violent crime information.

VT DOC Gender Report: Sentenced Only Population Past Minimum Release- Violent Crime Data 11/30/2021*

Sentenced Only Population Past Minimum Release: Risk to Reoffend
(N=380)



Sentenced Only Population Past Minimum Release: Risk to Reoffend by
Gender (N=380)**



*Note: Daily Counts are accurate as of 10pm on the date listed
 **Note: Female, Transgender, and Other gender identifications were combined due to the low number of individuals who identify with those genders. Risk to Reoffend information includes sentenced only individuals who have a risk assessment completed for their current arrest. *High* and *Very High* categories were combined for cohesion across risk assessment tools. Individuals with No Score either do not qualify to be tested or do not yet have one due to the timing of their incarceration. See page 4 of this report for a description of Risk to Reoffend measures utilized by the DOC.